

## Hearing Aid Assessments and Re-assessments during quarter ending 31 December 2008

**21 May 2009**

**Theme:**

**Hearing aid assessments  
and re-assessments in  
Northern Ireland**

**Issued by**

Community Information  
Branch, Information &  
Analysis Directorate,  
Department of Health, Social  
Services & Public Safety,  
Stormont Estate,  
Belfast, BT3 4SQ

**Contact Person**

Karen Bleakley  
(028) 905 23299

**Email**

[cib@dhsspsni.gov.uk](mailto:cib@dhsspsni.gov.uk)

**Internet**

[http://www.dhsspsni.gov.uk/  
index/stats\\_research/stats-  
cib.htm](http://www.dhsspsni.gov.uk/index/stats_research/stats-cib.htm)

This statistical bulletin presents information on hearing aid assessments and re-assessments by audiologists in Northern Ireland for the quarter ending 31 December 2008. Information has been derived from the quarterly collection AUD1 and monitors information on both adults and children fitted and assessed for hearing aids during the quarter, complaints received, and cost of aids issued. In addition, the return monitors complete and incomplete waits for assessment during the quarter and the length of time patients were waiting or had waited following referral to an audiologist (specified time bands).

### Key Findings

#### Patients Fitted:

- 3,109 patients were fitted with a digital hearing aid or analogue hearing aid during the quarter ending 31 December 2008 (3,085 digital hearing aids and 24 analogue hearing aids).
- Of the 3,109 patients fitted during the quarter, almost two thirds (1,991) were new patients.
- Belfast HSC Trust had the highest number of patients fitted with hearing aids during the quarter (1,062), 864 in the South Eastern HSC Trust, 503 in the Southern HSC Trust, 385 in the Northern HSC Trust and 295 in the Western HSC Trust.
- During the quarter, 2,257 existing patients were issued with digital hearing aid replacements or fixes (*To avoid double counting, patients issued with replacement aids/ parts or fixes are not included in the information above*).

### **Patients Assessed:**

- 2,183 new and 1,439 existing patients were assessed for hearing aids during the quarter ending 31 December 2008. Of new patients, 107 adults and 51 children were assessed as unsuitable for a hearing aid.

### **Cost of Hearing Aids:**

- During the quarter ending 31 December 2008, 5,199 aids were issued across the five HSC Trusts at a total cost of £324,524.

### **Complaints Received:**

- Five complaints were reported by Audiology Departments in Northern Ireland during the quarter ending 31 December 2008.

### **Completed Waiting Times:**

- During the quarter ending 31 December 2008, 3,742 patients had their hearing aid assessment/ re-assessment<sup>1</sup> completed. This was 115 (3%) more than the number completed during the previous quarter and 6 (0.2%) more than the number completed during the same quarter last year.
- Of these 3,742 patients, 90% had been waiting less than 3 months from referral to Audiology Department until the aid was fitted and 10% had been waiting 3 to 6 months. This is a decrease in waiting times from the previous quarter where 86% had been waiting less than 3 months and 14% had been waiting 3 to 6 months.

### **Incomplete Waiting Times:**

- At 31 December 2008, 813 patients were waiting for their hearing aid assessment/ re-assessment<sup>2</sup> to be completed. This was 17 (2%) less than the number waiting at the end of the previous quarter and 46 (6%) more than the number waiting at the end of the same quarter last year.
- The highest proportion (87%) of these patients were waiting less than 3 months and 13% were waiting for 3 to 6 months. No patient was waiting more than 6 months.

<sup>1</sup> Completed waiting times for hearing aid assessment/ re-assessments are counted from the date the referral is received by the Audiology Department until the aid is fitted.

<sup>2</sup> Incomplete waiting times refer to patients who have been referred to the Audiology Department who have not yet been fitted with their aid. Waiting times in this case are counted from the date the referral is received until the end of the quarter.

# Contents

---

	Page
Note to Editors	1
Table A.1: Patients Fitted with Hearing Aids during Quarter, by Type of Aid and Patient Type	2
Table A.2: Patients Assessed for a Hearing Aid during Quarter, by Type of Aid, Patient Type and Outcome of Assessment	3
Table B.1: Number of Aids Issued during Quarter, by Expenditure on these Aids	4
Table C.1: Completed Waits for Hearing Aid Assessments and Re-Assessments during Quarter ending 31 December 2008	5
Table C.2: HSC Trust Analysis of Completed Waits for Hearing Aid Assessments and Re-Assessments during Quarter ending 31 December 2008	5
Figure 1: Completed Waits for Hearing Aid Assessments and Re-Assessments by HSC Trust (31 March 2007 - 31 December 2008)	6
Figure 2: Completed Waits for Hearing Aid Assessments and Re-Assessments in Northern Ireland (31 March 2007 - 31 December 2008)	6
Table C.3: Incomplete Waits for a Hearing Aid Assessment/ Re-Assessment at 31 December 2008	7
Table C.4: HSC Trust Analysis of Incomplete Waits for a Hearing Aid Assessment/ Re-Assessment at 31 December 2008	7
Figure 3: Incomplete Waits for a Hearing Aid Assessment/ Re-Assessment by HSC Trust (31 March 2007 - 31 December 2008)	8
Figure 4: Incomplete Waits for a Hearing Aid Assessment/ Re-Assessment in Northern Ireland (31 March 2007 - 31 December 2008)	8
Appendices: All Tables and Figures by legacy HSS Board	9–15
Additional Information	16

# Note to Editors

---

1. Data is collected on the AUD1 quarterly return, which provides the DHSSPS with aggregate data on children and adults assessed and re-assessed for hearing aids in Northern Ireland.
2. The information presented for the quarter ending 31 December 2008, is based on data reported by 12 audiologists, working in the following former HSS Trusts/ Hospitals; Royal Group of Hospitals, Belfast City Hospital, Mater Hospital, Ulster Community & Hospital, Laganvalley Hospital, Downe Hospital, Causeway/ United Hospitals, Daisy Hill Hospital, Craigavon Area Hospital, Armagh & Dungannon HSS Trust, Altnagelvin Hospital, and Sperrin Lakeland HSS Trust.
3. The information in this bulletin is presented according to HSC Trusts, and is based on the location of the Hospitals/ Trusts, and not where the patient lives, i.e. a patient from Northern HSC Trust may be seen in the Royal but their details will be included in the Belfast HSC Trust.
4. Symbols used:

<b>Symbol</b>	<b>Meaning</b>
-	Figure is suppressed
.	Not applicable

**Table A.1: Patients Fitted with Hearing Aids during Quarter, by Type of Aid and Patient Type<sup>1</sup>**

	numbers												percentage
	Belfast HSC Trust		Northern HSC Trust		South Eastern HSC Trust		Southern HSC Trust		Western HSC Trust		Northern Ireland		% Change since last quarter
	Dec-08	Sep-08	Dec-08	Sep-08	Dec-08	Sep-08	Dec-08	Sep-08	Dec-08	Sep-08	Dec-08	Sep-08	
<b>Total Patients Fitted with a Hearing Aid During the Quarter</b>													
<b>All Patients Fitted</b>	<b>1,062</b>	<b>1,031</b>	<b>385</b>	<b>311</b>	<b>864</b>	<b>1,003</b>	<b>503</b>	<b>515</b>	<b>295</b>	<b>310</b>	<b>3,109</b>	<b>3,170</b>	<b>-2%</b>
Digital Hearing Aid	1,050	1,006	379	306	864	998	501	510	291	304	3,085	3,124	-1%
Analogue Hearing Aid	12	25	6	5	0	5	2	5	4	6	24	46	-48%
<b>Child Patients Fitted</b>	<b>59</b>	<b>48</b>	<b>7</b>	<b>8</b>	<b>12</b>	<b>5</b>	<b>11</b>	<b>5</b>	<b>9</b>	<b>5</b>	<b>98</b>	<b>71</b>	<b>38%</b>
Digital Hearing Aid	59	48	7	8	12	0	11	5	9	5	98	66	48%
Analogue Hearing Aid	0	0	0	0	0	5	0	0	0	0	0	5	-100%
<b>Adult Patients Fitted</b>	<b>1,003</b>	<b>983</b>	<b>378</b>	<b>303</b>	<b>852</b>	<b>998</b>	<b>492</b>	<b>510</b>	<b>286</b>	<b>305</b>	<b>3,011</b>	<b>3,099</b>	<b>-3%</b>
Digital Hearing Aid	991	958	372	298	852	998	490	505	282	299	2,987	3,058	-2%
Analogue Hearing Aid	12	25	6	5	0	0	2	5	4	6	24	41	-41%
<b>New Patients Fitted with a Hearing Aid</b>													
<b>New Patients Fitted</b>	<b>510</b>	<b>516</b>	<b>345</b>	<b>273</b>	<b>502</b>	<b>586</b>	<b>396</b>	<b>413</b>	<b>238</b>	<b>262</b>	<b>1,991</b>	<b>2,050</b>	<b>-3%</b>
Digital Hearing Aid	510	516	345	273	502	586	396	413	238	261	1,991	2,049	-3%
Analogue Hearing Aid	0	0	0	0	0	0	0	0	0	1	0	1	-100%
<b>New Child Patients Fitted</b>	<b>9</b>	<b>7</b>	<b>7</b>	<b>8</b>	<b>2</b>	<b>0</b>	<b>6</b>	<b>2</b>	<b>4</b>	<b>3</b>	<b>28</b>	<b>20</b>	<b>40%</b>
Digital Hearing Aid	9	7	7	8	2	0	6	2	4	3	28	20	40%
Analogue Hearing Aid	0	0	0	0	0	0	0	0	0	0	0	0	-
<b>New Adult Patients Fitted</b>	<b>501</b>	<b>509</b>	<b>338</b>	<b>265</b>	<b>500</b>	<b>586</b>	<b>390</b>	<b>411</b>	<b>234</b>	<b>259</b>	<b>1,963</b>	<b>2,030</b>	<b>-3%</b>
Digital Hearing Aid	501	509	338	265	500	586	390	411	234	258	1,963	2,029	-3%
Analogue Hearing Aid	0	0	0	0	0	0	0	0	0	1	0	1	-100%
<b>Existing Patients Fitted with a Hearing Aid</b>													
<b>Existing Patients Fitted</b>	<b>552</b>	<b>515</b>	<b>40</b>	<b>38</b>	<b>362</b>	<b>417</b>	<b>107</b>	<b>102</b>	<b>57</b>	<b>48</b>	<b>1,118</b>	<b>1,120</b>	<b>0%</b>
Digital Hearing Aid	540	490	34	33	362	412	105	97	53	43	1,094	1,075	2%
Analogue Hearing Aid	12	25	6	5	0	5	2	5	4	5	24	45	-47%
<b>Existing Child Patients Fitted</b>	<b>50</b>	<b>41</b>	<b>0</b>	<b>0</b>	<b>10</b>	<b>5</b>	<b>5</b>	<b>3</b>	<b>5</b>	<b>2</b>	<b>70</b>	<b>51</b>	<b>37%</b>
Digital Hearing Aid	50	41	0	0	10	0	5	3	5	2	70	46	52%
Analogue Hearing Aid	0	0	0	0	0	5	0	0	0	0	0	5	-100%
<b>Existing Adult Patients Fitted</b>	<b>502</b>	<b>474</b>	<b>40</b>	<b>38</b>	<b>352</b>	<b>412</b>	<b>102</b>	<b>99</b>	<b>52</b>	<b>46</b>	<b>1,048</b>	<b>1,069</b>	<b>-2%</b>
Digital Hearing Aid	490	449	34	33	352	412	100	94	48	41	1,024	1,029	0%
Analogue Hearing Aid	12	25	6	5	0	0	2	5	4	5	24	40	-40%
<b>Patients Fitted with Digital Hearing Aid Replacements<sup>1</sup></b>													
<b>Patients Issued with Replacements<sup>1</sup></b>	<b>573</b>	<b>590</b>	<b>575</b>	<b>550</b>	<b>365</b>	<b>222</b>	<b>332</b>	<b>355</b>	<b>412</b>	<b>401</b>	<b>2,257</b>	<b>2,118</b>	<b>7%</b>
Child Patients Fitted with Digital Hearing Aid Replacements	0	42	28	32	0	0	20	19	32	24	80	117	-32%
Adult Patients Fitted with Digital Hearing Aid Replacements	573	548	547	518	365	222	312	336	380	377	2,177	2,001	9%

Source: AUD1 Survey

<sup>1</sup> Digital hearing aid replacements are only issued to existing patients who have already been fitted with a digital hearing aid. Please note that these should not be added to the total digital hearing aids and analogue hearing aids issued to the patient.

**Table A.2: Patients Assessed for a Hearing Aid during Quarter, by Type of Aid, Patient Type and Outcome of Assessment<sup>1</sup>**

	numbers												percentage
	Belfast HSC Trust		Northern HSC Trust		South Eastern HSC Trust		Southern HSC Trust		Western HSC Trust		Northern Ireland		% Change since last quarter
	Dec-08	Sep-08	Dec-08	Sep-08	Dec-08	Sep-08	Dec-08	Sep-08	Dec-08	Sep-08	Dec-08	Sep-08	
<b>All Patients Assessed</b>													
<b>All Patients Assessed</b>	<b>1,087</b>	<b>1,018</b>	<b>443</b>	<b>408</b>	<b>898</b>	<b>1,000</b>	<b>814</b>	<b>765</b>	<b>311</b>	<b>302</b>	<b>3,553</b>	<b>3,493</b>	2%
All Adults Assessed for a Digital Hearing Aid	1,027	970	435	400	886	1,000	746	725	307	298	3,401	3,393	0%
All Children Assessed for a Digital Hearing Aid	60	48	8	8	12	0	68	40	4	4	152	100	52%
<b>New Patients Assessed</b>													
<b>New Patients Assessed</b>	<b>547</b>	<b>528</b>	<b>379</b>	<b>333</b>	<b>510</b>	<b>599</b>	<b>501</b>	<b>429</b>	<b>246</b>	<b>231</b>	<b>2,183</b>	<b>2,120</b>	3%
Adult Patients Assessed as Suitable for a Digital Hearing Aid	517	509	345	285	500	586	395	352	237	221	1,994	1,953	2%
Child Patients Assessed as Suitable for a Digital Hearing Aid	10	7	8	8	2	0	7	1	4	4	31	20	55%
Adult Patients Assessed as Unsuitable for a Digital Hearing Aid	20	12	26	40	8	13	48	49	5	6	107	120	-11%
Child Patients Assessed as Unsuitable for a Digital Hearing Aid	0	0	0	0	0	0	51	27	0	0	51	27	89%
Total Adult Patients Assessed for a Digital Hearing Aid	537	521	371	325	508	599	443	401	242	227	2,101	2,073	1%
Total Child Patients Assessed for a Digital Hearing Aid	10	7	8	8	2	0	58	28	4	4	82	47	74%
<b>Existing Patients Assessed<sup>1</sup></b>													
<b>Existing Patients Assessed<sup>1</sup></b>	<b>540</b>	<b>490</b>	<b>64</b>	<b>75</b>	<b>388</b>	<b>401</b>	<b>313</b>	<b>336</b>	<b>65</b>	<b>71</b>	<b>1,370</b>	<b>1,373</b>	0%
Adult Patients Assessed as Suitable for a Digital Hearing Aid	490	449	64	75	378	401	303	324	65	71	1,300	1,320	-2%
Child Patients Assessed as Suitable for a Digital Hearing Aid	50	41	0	0	10	0	10	12	0	0	70	53	32%

Source: AUD1 Survey

<sup>1</sup> During the quarter ending 31 December 2008, the Southern HSC Trust (Craigavon Area Hospital) had an additional 52 existing adult patients and 15 existing child patients assessed as unsuitable for a digital hearing aid and the Northern HSC Trust (Causeway/ United Hospitals) had an additional 2 existing adult patients assessed as unsuitable for a digital hearing aid.

**Table B.1: Number of Aids Issued during Quarter, by Expenditure on these Aids**

	numbers												percentage
	Belfast HSC Trust		Northern HSC Trust		South Eastern HSC Trust		Southern HSC Trust		Western HSC Trust		Northern Ireland		% Change since last quarter
	Dec-08	Sep-08	Dec-08	Sep-08	Dec-08	Sep-08	Dec-08	Sep-08	Dec-08	Sep-08	Dec-08	Sep-08	
<b>All Aids Issued</b>													
<b>Total Number of Aids Issued</b>	1,268	1,249	926	861	1,229	1,225	1,069	1,115	707	711	5,199	5,161	1%
Adults receiving Digital Hearing Aids	1,197	1,175	885	816	1,217	1,220	1,028	1,086	662	676	4,989	4,973	0%
Adults receiving Analogue Hearing Aids	12	25	6	5	0	0	2	5	4	6	24	41	-41%
Children receiving Digital Hearing Aids	59	49	35	40	12	0	39	24	41	29	186	142	31%
Children receiving Analogue Hearing Aids	0	0	0	0	0	5	0	0	0	0	0	5	-100%
<b>Total Cost of Aids Issued</b>													
<b>Total Cost of Aids Issued during Quarter (,000's)</b>	£81.6	£77.9	£63.2	£63.2	£79.1	£77.1	£60.4	£62.2	£40.3	£42.5	£324.5	£322.9	-
Cost for Adult Digital Hearing Aids (,000's)	£76.1	£73.7	£56.3	£56.3	£75.5	£76.2	£57.5	£60.5	£37.5	£40.1	£302.9	£306.8	-
Cost for Adult Analogue Hearing Aids (,000's)	£0.5	£0.9	£0.9	£0.9	£0.0	£0.0	£0.1	£0.2	£0.2	£0.3	£1.7	£2.2	-
Cost for Child Digital Hearing Aids (,000's)	£5.0	£3.3	£6.0	£6.0	£3.6	£0.0	£2.8	£1.5	£2.6	£2.1	£20.0	£12.9	-
Cost for Child Analogue Hearing Aids (,000's)	£0.0	£0.0	£0.0	£0.0	£0.0	£0.9	£0.0	£0.0	£0.0	£0.0	£0.0	£0.9	-
<b>Average Cost of Aids Issued</b>													
<b>Average Cost per Aid</b>	£64.3	£62.4	£68.2	£73.4	£64.4	£62.9	£56.5	£55.8	£57.0	£59.7	£62.4	£62.6	-
Average Cost of Adult Digital Hearing Aid	£63.6	£62.7	£63.6	£69.0	£62.1	£62.4	£55.9	£55.7	£56.6	£59.4	£60.7	£61.7	-
Average Cost of Adult Analogue Hearing Aid	£38.8	£34.2	£149.2	£179.0	£0.0	£0.0	£53.5	£45.6	£50.0	£43.7	£69.5	£54.6	-
Average Cost of Child Digital Hearing Aid	£84.7	£68.1	£171.4	£150.0	£300.0	£0.0	£71.0	£64.1	£63.7	£71.3	£107.4	£91.1	-
Average Cost of Child Analogue Hearing Aid	£0.0	£0.0	£0.0	£0.0	£0.0	£189.0	£0.0	£0.0	£0.0	£0.0	-	£189.0	-

Source: AUD1 Survey

**Table C.1: Completed Waits for Hearing Aid Assessments and Re-Assessments during Quarter ending 31 December 2008<sup>1</sup>**

	numbers												percentage
	Belfast HSC Trust		Northern HSC Trust		South Eastern HSC Trust		Southern HSC Trust		Western HSC Trust		Northern Ireland		% Change since last quarter
	Dec-08	Sep-08	Dec-08	Sep-08	Dec-08	Sep-08	Dec-08	Sep-08	Dec-08	Sep-08	Dec-08	Sep-08	
<b>All Completed Waits</b>	<b>1,183</b>	<b>1,122</b>	<b>407</b>	<b>338</b>	<b>1,249</b>	<b>1,225</b>	<b>612</b>	<b>638</b>	<b>291</b>	<b>304</b>	<b>3,742</b>	<b>3,627</b>	3%
Less than 3 months	1,183	1,119	407	338	904	799	583	569	291	304	3,368	3,129	8%
3 to 6 months	0	3	0	0	345	419	29	69	0	0	374	491	-24%
6 to 12 months	0	0	0	0	0	7	0	0	0	0	0	7	-100%
12 months or more	0	0	0	0	0	0	0	0	0	0	0	0	-
<b>Completed Waits for Children</b>	<b>59</b>	<b>49</b>	<b>35</b>	<b>40</b>	<b>12</b>	<b>5</b>	<b>21</b>	<b>5</b>	<b>9</b>	<b>5</b>	<b>136</b>	<b>104</b>	31%
Less than 3 months	59	49	35	40	12	5	21	5	9	5	136	104	31%
3 to 6 months	0	0	0	0	0	0	0	0	0	0	0	0	-
6 to 12 months	0	0	0	0	0	0	0	0	0	0	0	0	-
12 months or more	0	0	0	0	0	0	0	0	0	0	0	0	-
<b>Completed Waits for Adults</b>	<b>1,124</b>	<b>1,073</b>	<b>372</b>	<b>298</b>	<b>1,237</b>	<b>1,220</b>	<b>591</b>	<b>633</b>	<b>282</b>	<b>299</b>	<b>3,606</b>	<b>3,523</b>	2%
Less than 3 months	1,124	1,070	372	298	892	794	562	564	282	299	3,232	3,025	7%
3 to 6 months	0	3	0	0	345	419	29	69	0	0	374	491	-24%
6 to 12 months	0	0	0	0	0	7	0	0	0	0	0	7	-100%
12 months or more	0	0	0	0	0	0	0	0	0	0	0	0	-

Source: AUD1 Survey

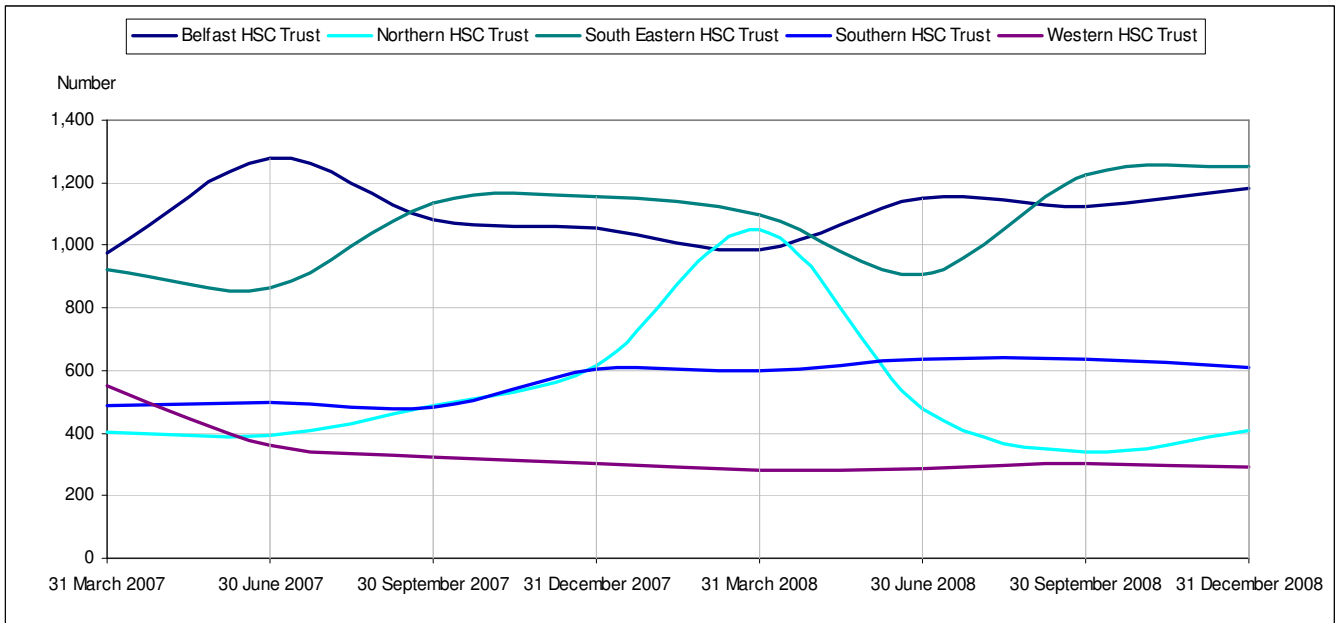
**Table C.2: HSC Trust Analysis of Completed Waits for Hearing Aid Assessments and Re-Assessments during Quarter ending 31 December 2008<sup>1</sup>**

	numbers											
	Belfast HSC Trust		Northern HSC Trust		South Eastern HSC Trust		Southern HSC Trust		Western HSC Trust		Northern Ireland	
	Number	%	Number	%	Number	%	Number	%	Number	%	Number	%
<b>All Completed Waits</b>	<b>1,183</b>	<b>100</b>	<b>407</b>	<b>100</b>	<b>1,249</b>	<b>100</b>	<b>612</b>	<b>100</b>	<b>291</b>	<b>100</b>	<b>3,742</b>	<b>100</b>
Less than 3 months	1,183	100	407	100	904	72	583	95	291	100	3,368	90
3 to 6 months	0	0	0	0	345	28	29	5	0	0	374	10
6 to 12 months	0	0	0	0	0	0	0	0	0	0	0	0
12 months or more	0	0	0	0	0	0	0	0	0	0	0	0
<b>Completed Waits for Children</b>	<b>59</b>	<b>100</b>	<b>35</b>	<b>100</b>	<b>12</b>	<b>100</b>	<b>21</b>	<b>100</b>	<b>9</b>	<b>100</b>	<b>136</b>	<b>100</b>
Less than 3 months	59	100	35	100	12	100	21	100	9	100	136	100
3 to 6 months	0	-	0	-	0	-	0	-	0	-	0	-
6 to 12 months	0	-	0	-	0	-	0	-	0	-	0	-
12 months or more	0	-	0	-	0	-	0	-	0	-	0	-
<b>Completed Waits for Adults</b>	<b>1,124</b>	<b>100</b>	<b>372</b>	<b>100</b>	<b>1,237</b>	<b>100</b>	<b>591</b>	<b>100</b>	<b>282</b>	<b>100</b>	<b>3,606</b>	<b>100</b>
Less than 3 months	1,124	100	372	100	892	72	562	95	282	100	3,232	90
3 to 6 months	0	0	0	0	345	28	29	5	0	0	374	10
6 to 12 months	0	0	0	0	0	0	0	0	0	0	0	0
12 months or more	0	0	0	0	0	0	0	0	0	0	0	0

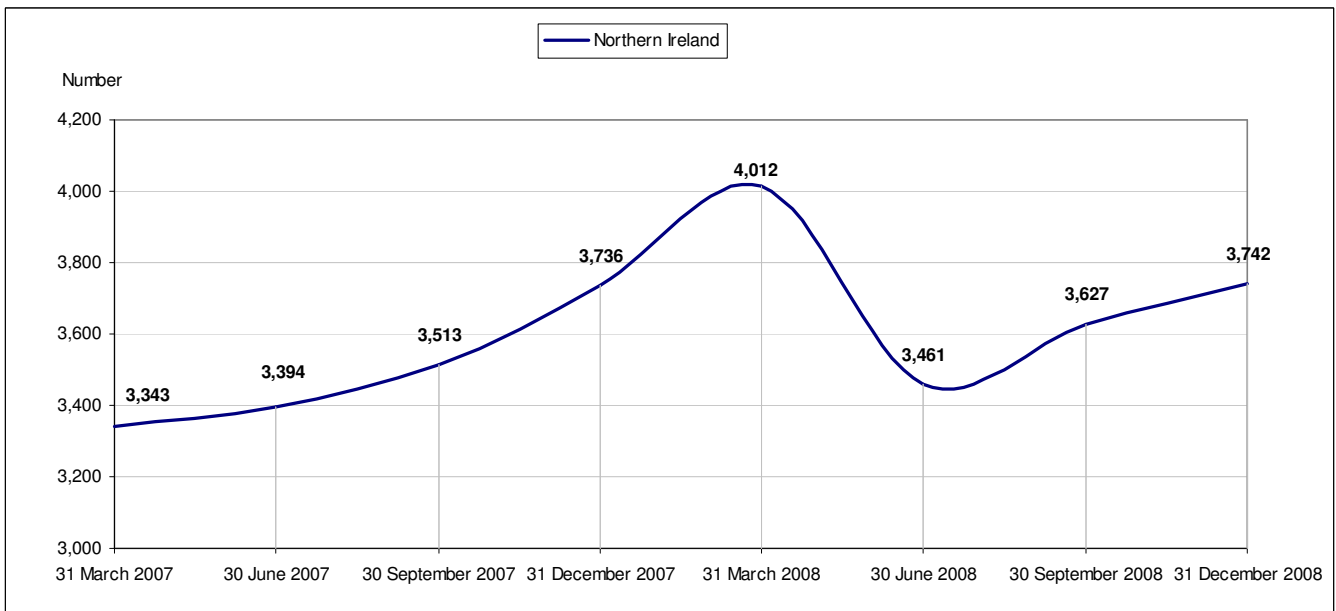
Source: AUD1 Survey

<sup>1</sup> Completed waiting times for hearing aid assessment / re-assessments are counted from the date the referral is received by the Audiology Department until the aid is fitted.

**Figure 1: Completed Waits for Hearing Aid Assessments and Re-Assessments by HSC Trust (31 March 2007 - 31 December 2008)**



**Figure 2: Completed Waits for Hearing Aid Assessments and Re-Assessments in Northern Ireland (31 March 2007 - 31 December 2008)**



**Table C.3: Incomplete Waits for a Hearing Aid Assessment/ Re-Assessment at 31 December 2008<sup>1</sup>**

	numbers												% Change since last quarter
	Belfast HSC Trust		Northern HSC Trust		South Eastern HSC Trust		Southern HSC Trust		Western HSC Trust		Northern Ireland		
	Dec-08	Sep-08	Dec-08	Sep-08	Dec-08	Sep-08	Dec-08	Sep-08	Dec-08	Sep-08	Dec-08	Sep-08	
<b>All Incomplete Waits</b>	<b>439</b>	<b>352</b>	<b>68</b>	<b>56</b>	<b>44</b>	<b>59</b>	<b>158</b>	<b>246</b>	<b>104</b>	<b>117</b>	<b>813</b>	<b>830</b>	<b>-2%</b>
Less than 3 months	335	352	68	56	44	40	157	236	104	117	708	801	-12%
3 to 6 months	104	0	0	0	0	14	1	10	0	0	105	24	338%
6 to 12 months	0	0	0	0	0	5	0	0	0	0	0	5	-100%
12 months or more	0	0	0	0	0	0	0	0	0	0	0	0	-
<b>Incomplete Waits for Children</b>	<b>3</b>	<b>5</b>	<b>0</b>	<b>0</b>	<b>1</b>	<b>1</b>	<b>1</b>	<b>2</b>	<b>1</b>	<b>1</b>	<b>6</b>	<b>9</b>	<b>-33%</b>
Less than 3 months	3	5	0	0	1	1	1	2	1	1	6	9	-33%
3 to 6 months	0	0	0	0	0	0	0	0	0	0	0	0	-
6 to 12 months	0	0	0	0	0	0	0	0	0	0	0	0	-
12 months or more	0	0	0	0	0	0	0	0	0	0	0	0	-
<b>Incomplete Waits for Adults</b>	<b>436</b>	<b>347</b>	<b>68</b>	<b>56</b>	<b>43</b>	<b>58</b>	<b>157</b>	<b>244</b>	<b>103</b>	<b>116</b>	<b>807</b>	<b>821</b>	<b>-2%</b>
Less than 3 months	332	347	68	56	43	39	156	234	103	116	702	792	-11%
3 to 6 months	104	0	0	0	0	14	1	10	0	0	105	24	338%
6 to 12 months	0	0	0	0	0	5	0	0	0	0	0	5	-100%
12 months or more	0	0	0	0	0	0	0	0	0	0	0	0	-

Source: AUD1 Survey

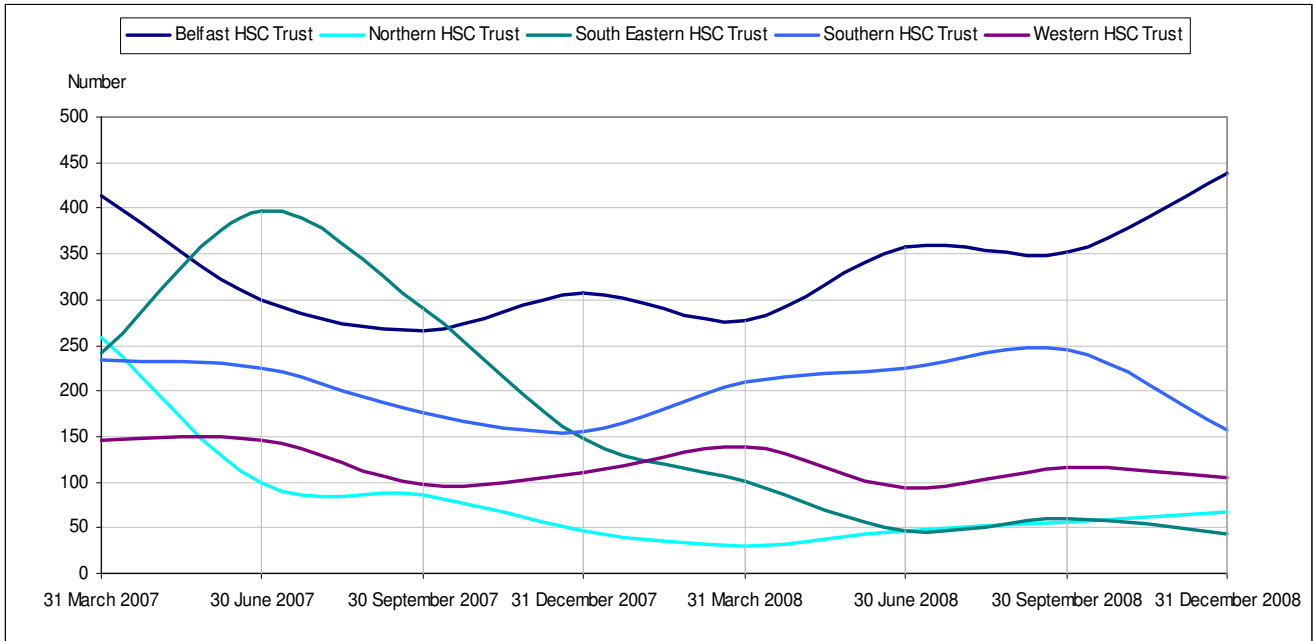
**Table C.4: HSC Trust Analysis of Incomplete Waits for a Hearing Aid Assessment/ Re- Assessment at 31 December 2008<sup>1</sup>**

	numbers											
	Belfast HSC Trust		Northern HSC Trust		South Eastern HSC Trust		Southern HSC Trust		Western HSC Trust		Northern Ireland	
	Number	%	Number	%	Number	%	Number	%	Number	%	Number	%
<b>All Incomplete Waits</b>	<b>439</b>	<b>100</b>	<b>68</b>	<b>100</b>	<b>44</b>	<b>100</b>	<b>158</b>	<b>100</b>	<b>104</b>	<b>100</b>	<b>813</b>	<b>100</b>
Less than 3 months	335	76	68	100	44	100	157	99	104	100	708	87
3 to 6 months	104	24	0	0	0	0	1	1	0	0	105	13
6 to 12 months	0	0	0	0	0	0	0	0	0	0	0	0
12 months or more	0	0	0	0	0	0	0	0	0	0	0	0
<b>Incomplete Waits for Children</b>	<b>3</b>	<b>100</b>	<b>0</b>	<b>-</b>	<b>1</b>	<b>100</b>	<b>1</b>	<b>100</b>	<b>1</b>	<b>100</b>	<b>6</b>	<b>100</b>
Less than 3 months	3	100	0	-	1	100	1	100	1	100	6	100
3 to 6 months	0	-	0	-	0	-	0	-	0	-	0	-
6 to 12 months	0	-	0	-	0	-	0	-	0	-	0	-
12 months or more	0	-	0	-	0	-	0	-	0	-	0	-
<b>Incomplete Waits for Adults</b>	<b>436</b>	<b>100</b>	<b>68</b>	<b>100</b>	<b>43</b>	<b>100</b>	<b>157</b>	<b>100</b>	<b>103</b>	<b>100</b>	<b>807</b>	<b>100</b>
Less than 3 months	332	76	68	100	43	100	156	99	103	100	702	87
3 to 6 months	104	24	0	0	0	0	1	1	0	0	105	13
6 to 12 months	0	0	0	0	0	0	0	0	0	0	0	0
12 months or more	0	0	0	0	0	0	0	0	0	0	0	0

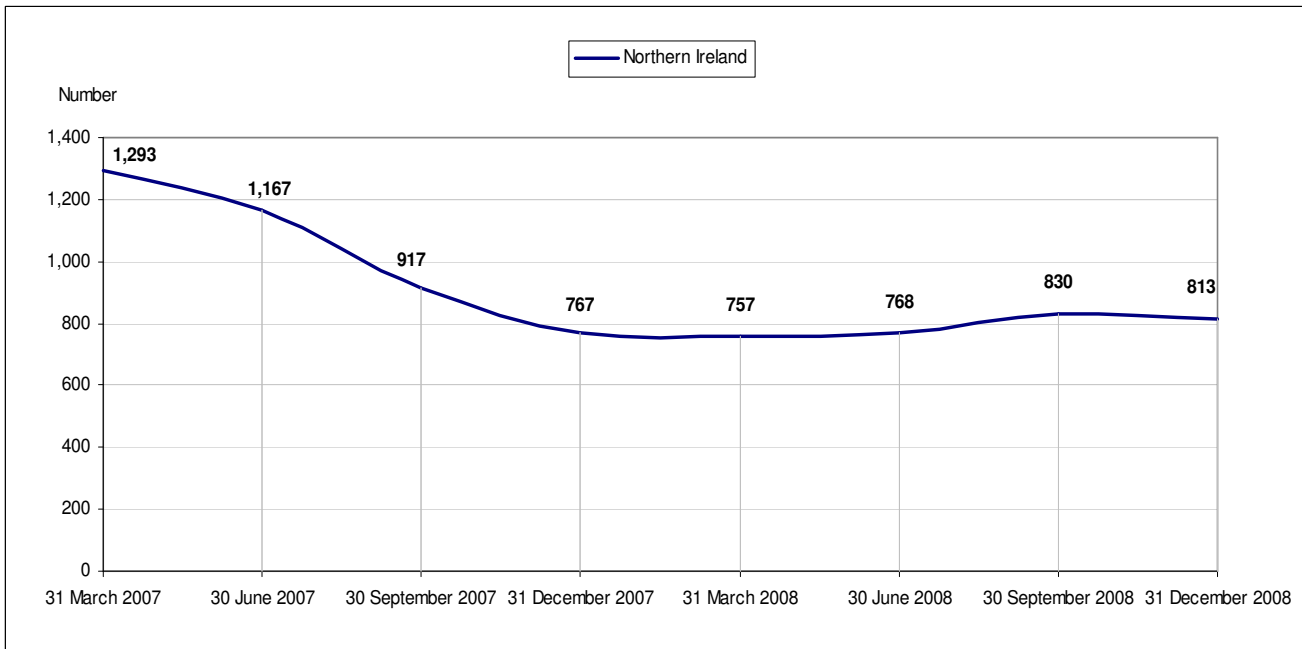
Source: AUD1 Survey

<sup>1</sup> Incomplete waiting times refer to patients who have been referred to the Audiology Department who have not yet been fitted with their aid. Waiting times in this case are counted from the date the referral is received until the end of the quarter.

**Figure 3: Incomplete Waits for a Hearing Aid Assessment/ Re-Assessment by HSC Trust (31 March 2007 - 31 December 2008)**



**Figure 4: Incomplete Waits for a Hearing Aid Assessment/ Re-Assessment in Northern Ireland (31 March 2007- 31 December 2008)**



# Appendices

## Appendix 1: Patients Fitted with Hearing Aids during Quarter, by Type of Aid, Patient Type and legacy HSS Board<sup>1</sup>

	numbers										percentage % Change since last quarter
	EHSSB		NHSSB		SHSSB		WHSSB		Northern Ireland		
	Dec-08	Sep-08	Dec-08	Sep-08	Dec-08	Sep-08	Dec-08	Sep-08	Dec-08	Sep-08	
<b>Total Patients Fitted with a Hearing Aid During the Quarter</b>											
<b>All Patients Fitted</b>	1,926	2,034	385	311	503	515	295	310	3,109	3,170	-2%
Digital Hearing Aid	1,914	2,004	379	306	501	510	291	304	3,085	3,124	-1%
Analogue Hearing Aid	12	30	6	5	2	5	4	6	24	46	-48%
<b>Child Patients Fitted</b>	71	53	7	8	11	5	9	5	98	71	38%
Digital Hearing Aid	71	48	7	8	11	5	9	5	98	66	48%
Analogue Hearing Aid	0	5	0	0	0	0	0	0	0	5	-100%
<b>Adult Patients Fitted</b>	1,855	1,981	378	303	492	510	286	305	3,011	3,099	-3%
Digital Hearing Aid	1,843	1,956	372	298	490	505	282	299	2,987	3,058	-2%
Analogue Hearing Aid	12	25	6	5	2	5	4	6	24	41	-41%
<b>New Patients Fitted with a Hearing Aid</b>											
<b>New Patients Fitted</b>	1,012	1,102	345	273	396	413	238	262	1,991	2,050	-3%
Digital Hearing Aid	1,012	1,102	345	273	396	413	238	261	1,991	2,049	-3%
Analogue Hearing Aid	0	0	0	0	0	0	0	1	0	1	-100%
<b>New Child Patients Fitted</b>	11	7	7	8	6	2	4	3	28	20	40%
Digital Hearing Aid	11	7	7	8	6	2	4	3	28	20	40%
Analogue Hearing Aid	0	0	0	0	0	0	0	0	0	0	-
<b>New Adult Patients Fitted</b>	1,001	1,095	338	265	390	411	234	259	1,963	2,030	-3%
Digital Hearing Aid	1,001	1,095	338	265	390	411	234	258	1,963	2,029	-3%
Analogue Hearing Aid	0	0	0	0	0	0	0	1	0	1	-100%
<b>Existing Patients Fitted with a Hearing Aid</b>											
<b>Existing Patients Fitted</b>	914	932	40	38	107	102	57	48	1,118	1,120	0%
Digital Hearing Aid	902	902	34	33	105	97	53	43	1,094	1,075	2%
Analogue Hearing Aid	12	30	6	5	2	5	4	5	24	45	-47%
<b>Existing Child Patients Fitted</b>	60	46	0	0	5	3	5	2	70	51	37%
Digital Hearing Aid	60	41	0	0	5	3	5	2	70	46	52%
Analogue Hearing Aid	0	5	0	0	0	0	0	0	0	5	-100%
<b>Existing Adult Patients Fitted</b>	854	886	40	38	102	99	52	46	1,048	1,069	-2%
Digital Hearing Aid	842	861	34	33	100	94	48	41	1,024	1,029	0%
Analogue Hearing Aid	12	25	6	5	2	5	4	5	24	40	-40%
<b>Patients Fitted with Digital Hearing Aid Replacements<sup>1</sup></b>											
<b>Patients Issued with Replacements<sup>1</sup></b>	938	812	575	550	332	355	412	401	2,257	2,118	7%
Child Patients Fitted with Digital Hearing Aid Replacements	0	42	28	32	20	19	32	24	80	117	-32%
Adult Patients Fitted with Digital Hearing Aid Replacements	938	770	547	518	312	336	380	377	2,177	2,001	9%

Source: AUD1 Survey

<sup>1</sup> Digital hearing aid replacements are only issued to existing patients who have already been fitted with a digital hearing aid. Please note that these should not be added to the total digital hearing aids and analogue hearing aids issued to the patient.

## Appendix 2: Patients Assessed for a Hearing Aid during Quarter, by Type of Aid, Patient Type, Outcome of Assessment and legacy HSS Board<sup>1</sup>

	numbers										percentage	
	EHSSB		NHSSB		SHSSB		WHSSB		Northern Ireland			% Change since last quarter
	Dec-08	Sep-08	Dec-08	Sep-08	Dec-08	Sep-08	Dec-08	Sep-08	Dec-08	Sep-08		
<b>All Patients Assessed</b>												
<b>All Patients Assessed</b>	<b>1,985</b>	<b>2,018</b>	<b>443</b>	<b>408</b>	<b>814</b>	<b>765</b>	<b>311</b>	<b>302</b>	<b>3,553</b>	<b>3,493</b>	2%	
All Adults Assessed for a Digital Hearing Aid	1,913	1,970	435	400	746	725	307	298	<b>3,401</b>	<b>3,393</b>	0%	
All Children Assessed for a Digital Hearing Aid	72	48	8	8	68	40	4	4	<b>152</b>	<b>100</b>	52%	
<b>New Patients Assessed</b>												
<b>New Patients Assessed</b>	<b>1,057</b>	<b>1,127</b>	<b>379</b>	<b>333</b>	<b>501</b>	<b>429</b>	<b>246</b>	<b>231</b>	<b>2,183</b>	<b>2,120</b>	3%	
Adult Patients Assessed as Suitable for a Digital Hearing Aid	1,017	1,095	345	285	395	352	237	221	<b>1,994</b>	<b>1,953</b>	2%	
Child Patients Assessed as Suitable for a Digital Hearing Aid	12	7	8	8	7	1	4	4	<b>31</b>	<b>20</b>	55%	
Adult Patients Assessed as Unsuitable for a Digital Hearing Aid	28	25	26	40	48	49	5	6	<b>107</b>	<b>120</b>	-11%	
Child Patients Assessed as Unsuitable for a Digital Hearing Aid	0	0	0	0	51	27	0	0	<b>51</b>	<b>27</b>	89%	
Total Adult Patients Assessed as Suitable for a Digital Hearing Aid	1,045	1,120	371	325	443	401	242	227	<b>2,101</b>	<b>2,073</b>	1%	
Total Child Patients Assessed as Suitable for a Digital Hearing Aid	12	7	8	8	58	28	4	4	<b>82</b>	<b>47</b>	74%	
<b>Existing Patients Assessed</b>												
<b>Existing Patients Assessed</b>	<b>928</b>	<b>891</b>	<b>64</b>	<b>75</b>	<b>313</b>	<b>336</b>	<b>65</b>	<b>71</b>	<b>1,370</b>	<b>1,373</b>	0%	
Adult Patients Assessed as Suitable for a Digital Hearing Aid	868	850	64	75	303	324	65	71	<b>1,300</b>	<b>1,320</b>	-2%	
Child Patients Assessed as Suitable for a Digital Hearing Aid	60	41	0	0	10	12	0	0	<b>70</b>	<b>53</b>	32%	

Source: AUD1 Survey

<sup>1</sup> During the quarter ending 31 December 2008, SHSSB (Craigavon Area Hospital) had an additional 52 existing adult patients and 15 existing child patients assessed as unsuitable for a digital hearing aid and NHSSB (Causeway/ United Hospitals) had an additional 2 existing adult patients assessed as unsuitable for a digital hearing aid.

### Appendix 3: Number of Aids Issued during Quarter, by Expenditure on these Aids and legacy HSS Board

	numbers										percentage
	EHSSB		NHSSB		SHSSB		WHSSB		Northern Ireland		% Change since last quarter
	Dec-08	Sep-08	Dec-08	Sep-08	Dec-08	Sep-08	Dec-08	Sep-08	Dec-08	Sep-08	
<b>All Aids Issued</b>											
<b>Total Number of Aids Issued</b>	<b>2,497</b>	<b>2,474</b>	<b>926</b>	<b>861</b>	<b>1,069</b>	<b>1,115</b>	<b>707</b>	<b>711</b>	<b>5,199</b>	<b>5,161</b>	1%
Adults receiving Digital Hearing Aids	2,414	2,395	885	816	1,028	1,086	662	676	4,989	4,973	0%
Adults receiving Analogue Hearing Aids	12	25	6	5	2	5	4	6	24	41	-41%
Children receiving Digital Hearing Aids	71	49	35	40	39	24	41	29	186	142	31%
Children receiving Analogue Hearing Aids	0	5	0	0	0	0	0	0	0	5	-100%
<b>Total Cost of Aids Issued</b>											
<b>Total Cost of Aids Issued during Quarter (,000's)</b>	<b>£160.7</b>	<b>£155.0</b>	<b>£63.2</b>	<b>£63.2</b>	<b>£60.4</b>	<b>£62.2</b>	<b>£40.3</b>	<b>£42.5</b>	<b>£324.5</b>	<b>£322.9</b>	-
Cost for Adult Digital Hearing Aids (,000's)	£151.6	£149.8	£56.3	£56.3	£57.5	£60.5	£37.5	£40.1	£302.9	£306.8	-
Cost for Adult Analogue Hearing Aids (,000's)	£0.5	£0.9	£0.9	£0.9	£0.1	£0.2	£0.2	£0.3	£1.7	£2.2	-
Cost for Child Digital Hearing Aids (,000's)	£8.6	£3.3	£6.0	£6.0	£2.8	£1.5	£2.6	£2.1	£20.0	£12.9	-
Cost for Child Analogue Hearing Aids (,000's)	£0.0	£0.9	£0.0	£0.0	£0.0	£0.0	£0.0	£0.0	£0.0	£0.9	-
<b>Average Cost of Aids Issued</b>											
<b>Average Cost per Aid</b>	<b>£64.3</b>	<b>£62.6</b>	<b>£68.2</b>	<b>£73.4</b>	<b>£56.5</b>	<b>£55.8</b>	<b>£57.0</b>	<b>£59.7</b>	<b>£62.4</b>	<b>£62.6</b>	-
Average Cost of Adult Digital Hearing Aid	£62.8	£62.6	£63.6	£69.0	£55.9	£55.7	£56.6	£59.4	£60.7	£61.7	-
Average Cost of Adult Analogue Hearing Aid	£38.8	£34.2	£149.2	£179.0	£53.5	£45.6	£50.0	£43.7	£69.5	£54.6	-
Average Cost of Child Digital Hearing Aid	£121.1	£68.1	£171.4	£150.0	£71.0	£64.1	£63.7	£71.3	£107.4	£91.1	-
Average Cost of Child Analogue Hearing Aid	£0.0	£189.0	£0.0	£0.0	£0.0	£0.0	£0.0	£0.0	-	£189.0	-

Source: AUD1 Survey

#### Appendix 4: Completed Waits for Hearing Aid Assessments and Re-Assessments during Quarter ending 31 December 2008 by legacy HSS Board<sup>1</sup>

	numbers										percentage
	EHSSB		NHSSB		SHSSB		WHSSB		Northern Ireland		% Change since last quarter
	Dec-08	Sep-08	Dec-08	Sep-08	Dec-08	Sep-08	Dec-08	Sep-08	Dec-08	Sep-08	
<b>All Completed Waits</b>	<b>2,432</b>	<b>2,347</b>	<b>407</b>	<b>338</b>	<b>612</b>	<b>638</b>	<b>291</b>	<b>304</b>	<b>3,742</b>	<b>3,627</b>	3%
Less than 3 months	2,087	1,918	407	338	583	569	291	304	<b>3,368</b>	<b>3,129</b>	8%
3 to 6 months	345	422	0	0	29	69	0	0	<b>374</b>	<b>491</b>	-24%
6 to 12 months	0	7	0	0	0	0	0	0	<b>0</b>	<b>7</b>	-100%
12 months or more	0	0	0	0	0	0	0	0	<b>0</b>	<b>0</b>	-
<b>Completed Waits for Children</b>	<b>71</b>	<b>54</b>	<b>35</b>	<b>40</b>	<b>21</b>	<b>5</b>	<b>9</b>	<b>5</b>	<b>136</b>	<b>104</b>	31%
Less than 3 months	71	54	35	40	21	5	9	5	<b>136</b>	<b>104</b>	31%
3 to 6 months	0	0	0	0	0	0	0	0	<b>0</b>	<b>0</b>	-
6 to 12 months	0	0	0	0	0	0	0	0	<b>0</b>	<b>0</b>	-
12 months or more	0	0	0	0	0	0	0	0	<b>0</b>	<b>0</b>	-
<b>Completed Waits for Adults</b>	<b>2,361</b>	<b>2,293</b>	<b>372</b>	<b>298</b>	<b>591</b>	<b>633</b>	<b>282</b>	<b>299</b>	<b>3,606</b>	<b>3,523</b>	2%
Less than 3 months	2,016	1,864	372	298	562	564	282	299	<b>3,232</b>	<b>3,025</b>	7%
3 to 6 months	345	422	0	0	29	69	0	0	<b>374</b>	<b>491</b>	-24%
6 to 12 months	0	7	0	0	0	0	0	0	<b>0</b>	<b>7</b>	-100%
12 months or more	0	0	0	0	0	0	0	0	<b>0</b>	<b>0</b>	-

Source: AUD1 Survey

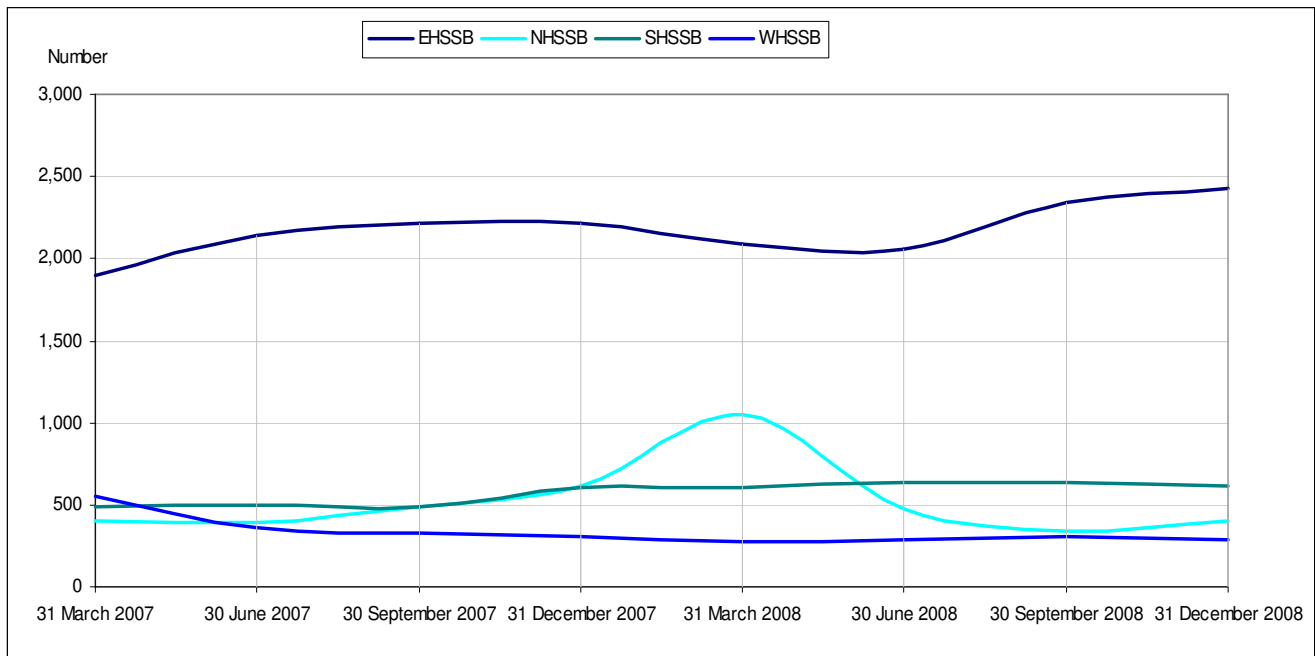
#### Appendix 5: Legacy HSS Board Analysis of Completed Waits for Hearing Aid Assessments and Re-Assessments during Quarter ending 31 December 2008<sup>1</sup>

	numbers											
	EHSSB		NHSSB		SHSSB		WHSSB		Northern Ireland			
	Number	%	Number	%	Number	%	Number	%	Number	%		
<b>All Completed Waits</b>	<b>2,432</b>	<b>100</b>	<b>407</b>	<b>100</b>	<b>612</b>	<b>100</b>	<b>291</b>	<b>100</b>	<b>3,742</b>	<b>100</b>		
Less than 3 months	2,087	86	407	100	583	95	291	100	<b>3,368</b>	<b>90</b>		
3 to 6 months	345	14	0	0	29	5	0	0	<b>374</b>	<b>10</b>		
6 to 12 months	0	0	0	0	0	0	0	0	<b>0</b>	<b>0</b>		
12 months or more	0	0	0	0	0	0	0	0	<b>0</b>	<b>0</b>		
<b>Completed Waits for Children</b>	<b>71</b>	<b>100</b>	<b>35</b>	<b>100</b>	<b>21</b>	<b>100</b>	<b>9</b>	<b>100</b>	<b>136</b>	<b>100</b>		
Less than 3 months	71	100	35	100	21	100	9	100	<b>136</b>	<b>100</b>		
3 to 6 months	0	-	0	-	0	-	0	-	<b>0</b>	<b>-</b>		
6 to 12 months	0	-	0	-	0	-	0	-	<b>0</b>	<b>-</b>		
12 months or more	0	-	0	-	0	-	0	-	<b>0</b>	<b>-</b>		
<b>Completed Waits for Adults</b>	<b>2,361</b>	<b>100</b>	<b>372</b>	<b>100</b>	<b>591</b>	<b>100</b>	<b>282</b>	<b>100</b>	<b>3,606</b>	<b>100</b>		
Less than 3 months	2,016	85	372	100	562	95	282	100	<b>3,232</b>	<b>90</b>		
3 to 6 months	345	15	0	0	29	5	0	0	<b>374</b>	<b>10</b>		
6 to 12 months	0	0	0	0	0	0	0	0	<b>0</b>	<b>0</b>		
12 months or more	0	0	0	0	0	0	0	0	<b>0</b>	<b>0</b>		

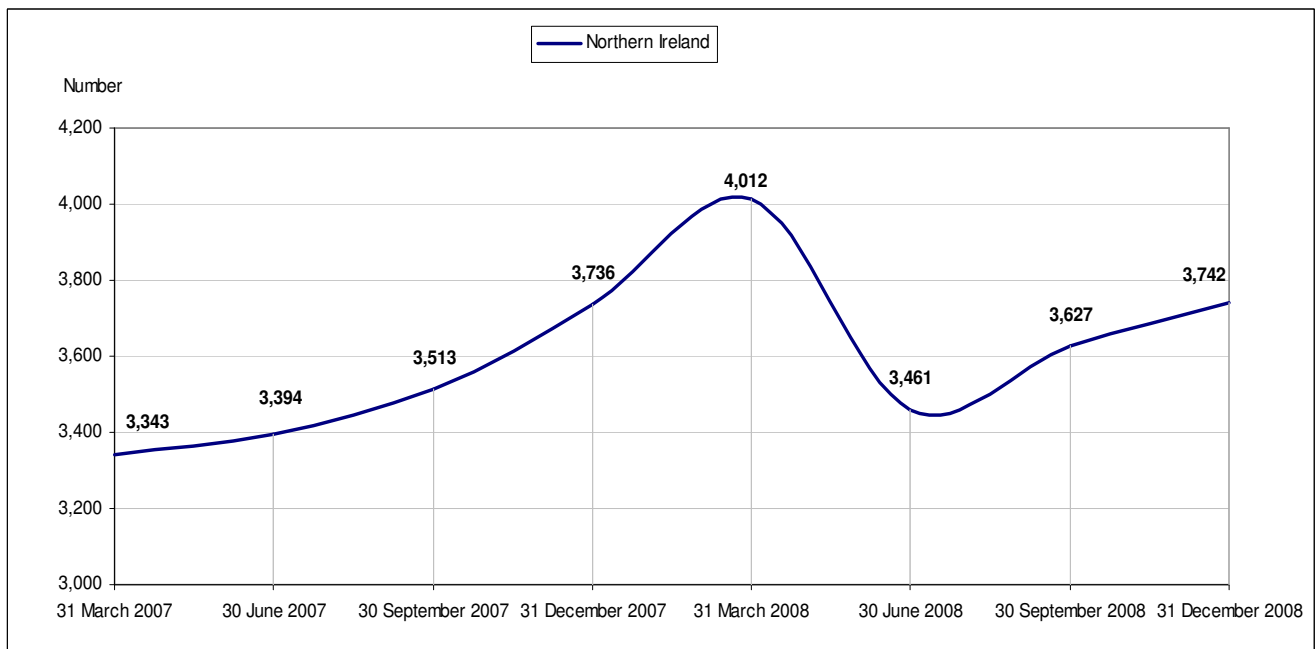
Source: AUD1 Survey

<sup>1</sup> Completed waiting times for hearing aid assessment / re-assessments are counted from the date the referral is received by the Audiology Department until the aid is fitted.

**Figure A1: Completed Waits for Hearing Aid Assessments and Re-Assessments by legacy HSS Board (31 March 2007 - 31 December 2008)**



**Figure A2: Completed Waits for Hearing Aid Assessments and Re-Assessments in Northern Ireland (31 March 2007 - 31 December 2008)**



## Appendix 6: Incomplete Waits for a Hearing Aid Assessment/ Re-Assessment at 31 December 2008 by legacy HSS Board<sup>1</sup>

	numbers										percentage
	EHSSB		NHSSB		SHSSB		WHSSB		Northern Ireland		% Change since last quarter
	Dec-08	Sep-08	Dec-08	Sep-08	Dec-08	Sep-08	Dec-08	Sep-08	Dec-08	Sep-08	
<b>All Incomplete Waits</b>	<b>483</b>	<b>411</b>	<b>68</b>	<b>56</b>	<b>158</b>	<b>246</b>	<b>104</b>	<b>117</b>	<b>813</b>	<b>830</b>	<b>-2%</b>
Less than 3 months	379	392	68	56	157	236	104	117	708	801	-12%
3 to 6 months	104	14	0	0	1	10	0	0	105	24	338%
6 to 12 months	0	5	0	0	0	0	0	0	0	5	-100%
12 months or more	0	0	0	0	0	0	0	0	0	0	-
<b>Incomplete Waits for Children</b>	<b>4</b>	<b>6</b>	<b>0</b>	<b>0</b>	<b>1</b>	<b>2</b>	<b>1</b>	<b>1</b>	<b>6</b>	<b>9</b>	<b>-33%</b>
Less than 3 months	4	6	0	0	1	2	1	1	6	9	-33%
3 to 6 months	0	0	0	0	0	0	0	0	0	0	-
6 to 12 months	0	0	0	0	0	0	0	0	0	0	-
12 months or more	0	0	0	0	0	0	0	0	0	0	-
<b>Incomplete Waits for Adults</b>	<b>479</b>	<b>405</b>	<b>68</b>	<b>56</b>	<b>157</b>	<b>244</b>	<b>103</b>	<b>116</b>	<b>807</b>	<b>821</b>	<b>-2%</b>
Less than 3 months	375	386	68	56	156	234	103	116	702	792	-11%
3 to 6 months	104	14	0	0	1	10	0	0	105	24	338%
6 to 12 months	0	5	0	0	0	0	0	0	0	5	-100%
12 months or more	0	0	0	0	0	0	0	0	0	0	-

Source: AUD1 Survey

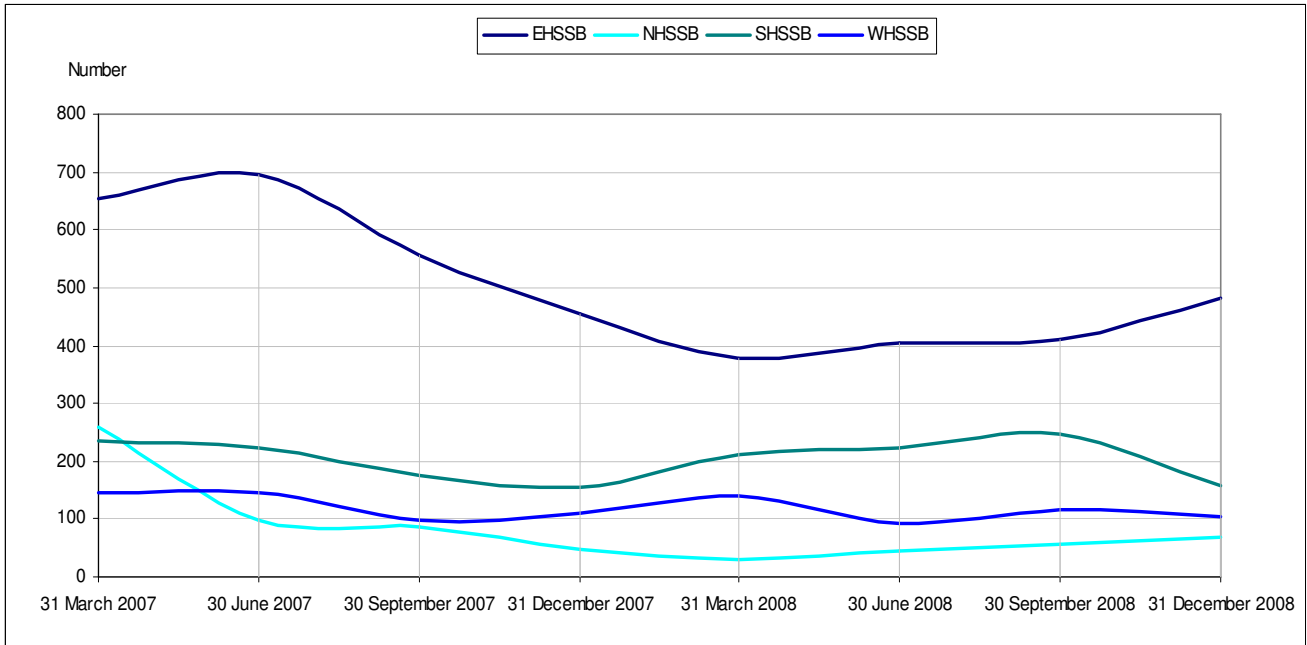
## Appendix 7: Legacy HSS Board Analysis of Incomplete Waits for a Hearing Aid Assessment / Re-Assessment at 31 December 2008<sup>1</sup>

	numbers									
	EHSSB		NHSSB		SHSSB		WHSSB		Northern Ireland	
	Number	%	Number	%	Number	%	Number	%	Number	%
<b>All Incomplete Waits</b>	<b>483</b>	<b>100</b>	<b>68</b>	<b>100</b>	<b>158</b>	<b>100</b>	<b>104</b>	<b>100</b>	<b>813</b>	<b>100</b>
Less than 3 months	379	78	68	100	157	99	104	100	708	87
3 to 6 months	104	22	0	0	1	1	0	0	105	13
6 to 12 months	0	0	0	0	0	0	0	0	0	0
12 months or more	0	0	0	0	0	0	0	0	0	0
<b>Incomplete Waits for Children</b>	<b>4</b>	<b>100</b>	<b>0</b>	<b>-</b>	<b>1</b>	<b>100</b>	<b>1</b>	<b>100</b>	<b>6</b>	<b>100</b>
Less than 3 months	4	100	0	-	1	100	1	100	6	100
3 to 6 months	0	-	0	-	0	-	0	-	0	-
6 to 12 months	0	-	0	-	0	-	0	-	0	-
12 months or more	0	-	0	-	0	-	0	-	0	-
<b>Incomplete Waits for Adults</b>	<b>479</b>	<b>100</b>	<b>68</b>	<b>100</b>	<b>157</b>	<b>100</b>	<b>103</b>	<b>100</b>	<b>807</b>	<b>100</b>
Less than 3 months	375	78	68	100	156	99	103	100	702	87
3 to 6 months	104	22	0	0	1	1	0	0	105	13
6 to 12 months	0	0	0	0	0	0	0	0	0	0
12 months or more	0	0	0	0	0	0	0	0	0	0

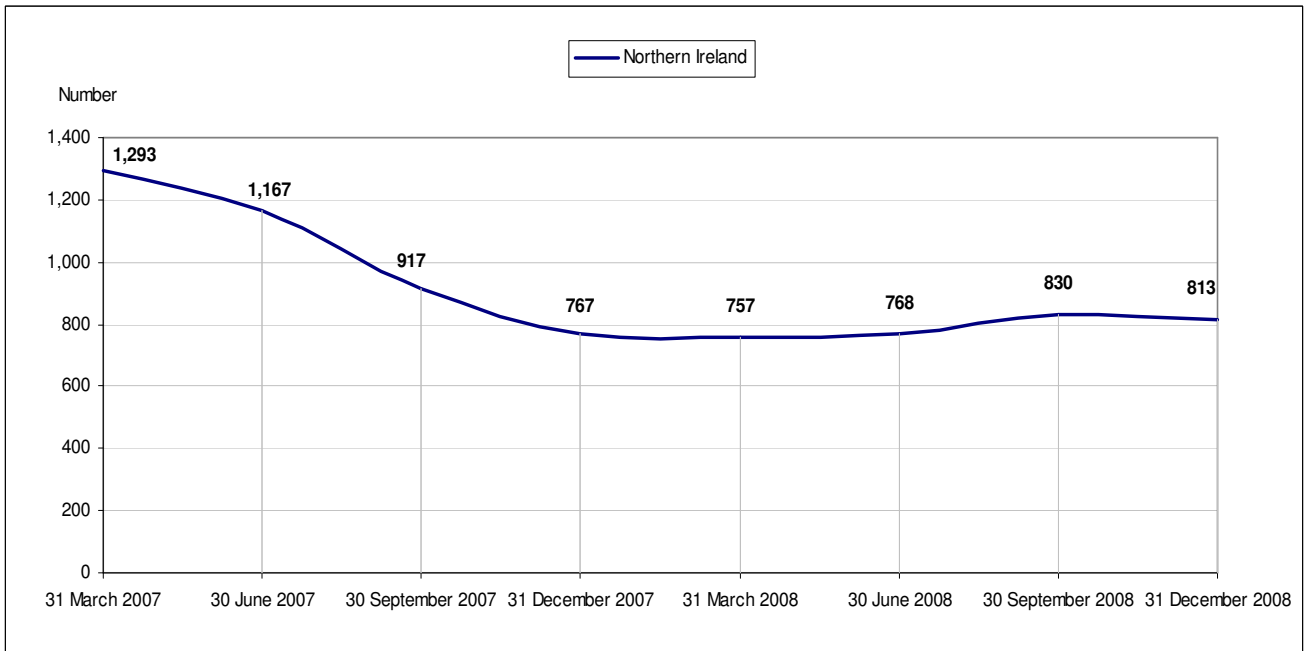
Source: AUD1 Survey

<sup>1</sup> Incomplete waiting times refer to patients who have been referred to the Audiology Department who have not yet been fitted with their aid. Waiting times in this case are counted from the date the referral is received until the end of the quarter.

**Figure A3: Incomplete Waits for a Hearing Aid Assessment/ Re-Assessment by legacy HSS Board (31 March 2007 - 31 December 2008)**



**Figure A4: Incomplete Waits for a Hearing Aid Assessment/ Re-Assessment in Northern Ireland (31 March 2007 - 31 December 2008)**



# Additional Information

---

For **further information** on Hearing Aid Assessments/ Re-Assessments carried out in Northern Ireland, please contact:

Community Information Branch  
Department of Health, Social Services and Public Safety  
Annexe 2  
Castle Buildings  
Stormont  
BT4 3SQ



028 9052 2804

Fax: 028 9052 3288

Email: [cib@dhsspsni.gov.uk](mailto:cib@dhsspsni.gov.uk)

**Alternatively, this statistical bulletin and other statistical bulletins published by Community Information Branch (CIB) are available to download from the internet at:**

Internet address: [http://www.dhsspsni.gov.uk/index/stats\\_research/stats-cib/stats-cib\\_pubs.htm](http://www.dhsspsni.gov.uk/index/stats_research/stats-cib/stats-cib_pubs.htm)