



Hearing Aid Assessments and Re-assessments during quarter ending 31 December 2009

This statistical bulletin presents information on hearing aid assessments and re-assessments by audiologists in Northern Ireland for the quarter ending 31 December 2009. Information has been derived from the quarterly collection AUD1 and monitors information on both adults and children fitted and assessed for hearing aids during the quarter, complaints received, and cost of aids issued. In addition, the return monitors complete and incomplete waits for assessment during the quarter and the length of time patients were waiting or had waited following referral to an audiologist.

Key Findings

Patients Fitted:

- 3,096 patients were fitted with a digital hearing aid or analogue hearing aid during the quarter ending 31 December 2009 (3,083 digital hearing aids and 13 analogue hearing aids).
- Of the 3,096 patients fitted with a hearing aid during the quarter, 1,877 (61%) were new patients.
- Belfast HSC Trust (1,185) had the highest number of patients fitted with hearing aids during the quarter, with 707 in the South Eastern HSC Trust, 452 in the Southern HSC Trust, 436 in the Northern HSC Trust, and 316 in the Western HSC Trust.
- During the quarter, 2,717 existing patients were issued with digital hearing aid replacements or fixes. NB. *To avoid double counting, patients issued with replacement aids/ parts or fixes are not included in the information above.*

Patients Assessed:

- 2,029 new and 1,474 existing patients were assessed for hearing aids during the quarter ending 31 December 2009. Of new patients, 122 adults and 37 children were assessed as unsuitable for a hearing aid.

Theme

Hearing aid assessments and re-assessments in Northern Ireland

Issued by

Community Information Branch,
Information & Analysis Directorate,
Department of Health, Social
Services & Public Safety,
Stormont Estate,
Belfast, BT4 3SQ

Statistician

Karen Bleakley
(028) 905 23299

Email

cib@dhsspsni.gov.uk

Internet

[http://www.dhsspsni.gov.uk/index/
stats_research/stats-cib.htm](http://www.dhsspsni.gov.uk/index/stats_research/stats-cib.htm)

Contents

	Page
Reader Information	1
About CIB	2
List of Tables & Figures	3
Technical Notes	4
Survey Findings	5
Appendices	12
Additional Information	20

Cost of Hearing Aids:

- During the quarter ending 31 December 2009, 5,322 hearing aids were issued across the five HSC Trusts at a total cost of £356,015.

Complaints Received:

- One complaint was reported by Audiology Departments in Northern Ireland during the quarter ending 31 December 2009.

Completed Waiting Times:

- During the quarter ending 31 December 2009, 3,623 patients had their hearing aid assessment/ re-assessment¹ completed. This was 347 (11%) more than the number completed during the previous quarter and 119 (3%) less than the number completed during the same quarter last year.
- Of these 3,623 patients, 99% had been waiting less than 3 months from referral to Audiology Department until the aid was fitted and 1% had been waiting 3 to 6 months. This is a decrease in waiting times from last quarter where 2% had been waiting 3 to 6 months.

Incomplete Waiting Times:

- At 31 December 2009, 1,062 patients were waiting for their hearing aid assessment/ re-assessment² to be completed. This was 418 (65%) more than the number waiting at the end of the previous quarter and 249 (31%) more than the number waiting at the end of the same quarter last year.
- This increase in incomplete waits from the previous quarter is principally due to an increase of 282 incomplete waits in the South Eastern HSC Trust. The South Eastern HSC Trust has indicated that this is due to additional in-house ENT activity and updating of the information used to calculate these figures.
- The highest proportion (99%) of these patients were waiting less than 3 months and 1% were waiting for 3 to 6 months. No patient was waiting more than 6 months.

¹ Completed waiting times for hearing aid assessments/ re-assessments are counted from the date the referral is received by the Audiology Department until the aid is fitted.

² Incomplete waiting times refer to patients who have been referred to the Audiology Department who have not yet been fitted with their aid. Waiting times in this case are counted from the date the referral is received until the end of the quarter.

Reader Information

Document Purpose	For information
Authors	Nicola Fisher, Karen Bleakley, Kathryn Kavanagh
Publication Date	5 March 2010
Target Audience	Social Services Directors, Directors of Adult's services, Chief Executives of HSC Trusts in Northern Ireland, health care professionals, academics and social care stakeholders.
Further copies from	CIB@dhsspsni.gov.uk
Copyright	This publication is Crown copyright and may be reproduced free of charge in any format or medium. Any material used must be acknowledged, and the title of the publication specified.
Internet address	http://www.dhsspsni.gov.uk/index/stats_research/stats-cib/stats-cib_pubs/statistics_and_research-hearing_aid_assessments.htm
Price	FREE

About CIB

The purpose of Community Information Branch is to promote effective decision making in children and adult social services by providing quality information and analysis. We collect, analyse and disseminate a wide range of community information that is used to help monitor the delivery of personal social services policy. Information collected by CIB is used to assess Trust performance, for corporate monitoring, policy evaluation, and to respond to parliamentary / assembly questions. Information is widely disseminated through a number of regular key statistical publications and ad hoc reports, details of which are available by clicking on the link below.

http://www.dhsspsni.gov.uk/index/stats_research/stats-cib/stats-cib_pubs.htm

Our Vision and Values

Community Information Branch aims to:

- provide up-to-date, quality information on children and adult social services and community health;
- disseminate findings widely with a view to stimulating debate, promoting effective decision-making and improvement in service provision; and

be an expert voice on social care information.

List of Tables and Figures

	Page
Table A.1: Patients Fitted with Hearing Aids during Quarter, by Type of Aid and Patient Type	5
Table A.2: Patients Assessed for a Hearing Aid during Quarter, by Type of Aid, Patient Type and Outcome of Assessment	6
Table B.1: Number of Aids Issued during Quarter, by Expenditure on these Aids	7
Table C.1: Completed Waits for Hearing Aid Assessments and Re-Assessments during Quarter ending 31 December 2009	8
Table C.2: HSC Trust Analysis of Completed Waits for Hearing Aid Assessments and Re-Assessments during Quarter ending 31 December 2009	8
Figure 1: Completed Waits for Hearing Aid Assessments and Re-Assessments by HSC Trust (31 March 2007 – 31 December 2009)	9
Figure 2: Completed Waits for Hearing Aid Assessments and Re-Assessments in Northern Ireland (31 March 2007 - 31 December 2009)	9
Table C.3: Incomplete Waits for a Hearing Aid Assessment/ Re-Assessment at 31 December 2009	10
Table C.4: HSC Trust Analysis of Incomplete Waits for a Hearing Aid Assessment/ Re-Assessment at 31 December 2009	10
Figure 3: Incomplete Waits for a Hearing Aid Assessment/ Re-Assessment by HSC Trust (31 March 2007 - 31 December 2009)	11
Figure 4: Incomplete Waits for a Hearing Aid Assessment/ Re-Assessment in Northern Ireland (31 March 2007 - 31 December 2009)	11
Appendices: All Tables and Figures by legacy HSS Board	13–19

Technical Notes

Data Collection

Data are collected on the AUD1 quarterly return, which provides the DHSSPS with aggregate data on children and adults assessed and re-assessed for hearing aids in Northern Ireland.

The information presented for the quarter ending 31 December 2009, is based on data reported by 12 audiologists, working in the following former HSS Trusts/Hospitals; Royal Group of Hospitals, Belfast City Hospital, Mater Hospital, Ulster Community & Hospital, Laganvalley Hospital, Downe Hospital, Causeway/United Hospitals, Daisy Hill Hospital, Craigavon Area Hospital, Armagh & Dungannon HSS Trust, Altnagelvin Hospital, and Sperrin Lakeland HSS Trust.

The information in this bulletin is presented according to HSC Trusts, and is based on the location of the Hospitals/Trusts, and not where the patient lives, i.e. a patient from the Northern HSC Trust may be seen in the Royal but their details will be included in the Belfast HSC Trust.

Symbol used:

Symbol	Meaning
-	Not applicable

Rounding/Disclosure Conventions

Percentages have been rounded to whole numbers and as a consequence some percentages may not sum to 100.

Data Changes

No new data items were requested in the December 2009 quarterly return.

Data Quality

All information submitted by HSC Trusts was validated at the point of entry, where Trust staff correct or amend data as required, and provide appropriate explanations if information is missing. CIB perform further checks, using historical data to monitor annual variations and emerging trends.

The South Eastern HSC Trust has indicated that the increase in the number of incomplete waits reported in this latest quarter is due both to an increase in ENT activity and in how these figures have been calculated. The effect of re-calculating the figure for incomplete waits for this quarter alone restricts the extent to which we can compare previous quarterly figures on incomplete waits. For this reason some caution should be exercised when comparing incomplete waits until the next issue of this publication when figures for previous quarters will be recalculated.

Main Uses of Data

The main uses of these data are to monitor the delivery of audiology services to adults and children, to help assess Trust performance, for corporate monitoring, to inform and monitor related policy, and to respond to parliamentary/assembly questions.

Table A.1: Patients Fitted with Hearing Aids during Quarter, by Type of Aid and Patient Type¹

	numbers												percentage
	Belfast HSC Trust		Northern HSC Trust		South Eastern HSC Trust		Southern HSC Trust		Western HSC Trust		Northern Ireland		% Change since last quarter
	Dec-09	Sep-09	Dec-09	Sep-09	Dec-09	Sep-09	Dec-09	Sep-09	Dec-09	Sep-09	Dec-09	Sep-09	
Total Patients Fitted with a Hearing Aid During the Quarter													
All Patients Fitted	1,185	1,099	436	323	707	698	452	388	316	305	3,096	2,813	10%
Digital Hearing Aid	1,176	1,096	436	323	707	698	452	383	312	301	3,083	2,801	10%
Analogue Hearing Aid	9	3	0	0	0	0	0	5	4	4	13	12	8%
Child Patients Fitted	127	78	9	4	2	8	6	9	5	4	149	103	45%
Digital Hearing Aid	127	78	9	4	2	8	6	9	5	4	149	103	45%
Analogue Hearing Aid	0	0	0	0	0	0	0	0	0	0	0	0	-
Adult Patients Fitted	1,058	1,021	427	319	705	690	446	379	311	301	2,947	2,710	9%
Digital Hearing Aid	1,049	1,018	427	319	705	690	446	374	307	297	2,934	2,698	9%
Analogue Hearing Aid	9	3	0	0	0	0	0	5	4	4	13	12	8%
New Patients Fitted with a Hearing Aid													
New Patients Fitted	485	520	411	311	389	403	327	302	265	262	1,877	1,798	4%
Digital Hearing Aid	485	520	411	311	389	403	327	302	265	261	1,877	1,797	4%
Analogue Hearing Aid	0	0	0	0	0	0	0	0	0	1	0	1	-100%
New Child Patients Fitted	20	20	9	4	2	4	6	5	3	4	40	37	8%
Digital Hearing Aid	20	20	9	4	2	4	6	5	3	4	40	37	8%
Analogue Hearing Aid	0	0	0	0	0	0	0	0	0	0	0	0	-
New Adult Patients Fitted	465	500	402	307	387	399	321	297	262	258	1,837	1,761	4%
Digital Hearing Aid	465	500	402	307	387	399	321	297	262	257	1,837	1,760	4%
Analogue Hearing Aid	0	0	0	0	0	0	0	0	0	1	0	1	-100%
Existing Patients Fitted with a Hearing Aid													
Existing Patients Fitted	700	579	25	12	318	295	125	86	51	43	1,219	1,015	20%
Digital Hearing Aid	691	576	25	12	318	295	125	81	47	40	1,206	1,004	20%
Analogue Hearing Aid	9	3	0	0	0	0	0	5	4	3	13	11	18%
Existing Child Patients Fitted	107	58	0	0	0	4	0	4	2	0	109	66	65%
Digital Hearing Aid	107	58	0	0	0	4	0	4	2	0	109	66	65%
Analogue Hearing Aid	0	0	0	0	0	0	0	0	0	0	0	0	-
Existing Adult Patients Fitted	593	521	25	12	318	291	125	82	49	43	1,110	949	17%
Digital Hearing Aid	584	518	25	12	318	291	125	77	45	40	1,097	938	17%
Analogue Hearing Aid	9	3	0	0	0	0	0	5	4	3	13	11	18%
Patients Fitted with Digital Hearing Aid Replacements¹													
Patients Issued with Replacements¹	813	623	760	659	240	183	387	388	517	429	2,717	2,282	19%
Child Patients Fitted with Digital Hearing Aid Replacements	110	61	23	23	0	4	14	13	28	8	175	109	61%
Adult Patients Fitted with Digital Hearing Aid Replacements	703	562	737	636	240	179	373	375	489	421	2,542	2,173	17%

Source: AUD1 Survey

¹ Digital hearing aid replacements are only issued to existing patients who have already been fitted with a digital hearing aid. Please note that these should not be added to the total digital hearing aids and analogue hearing aids issued to the patient.

Table A.2: Patients Assessed for a Hearing Aid during Quarter, by Type of Aid, Patient Type and Outcome of Assessment¹

	numbers												percentage
	Belfast HSC Trust		Northern HSC Trust		South Eastern HSC Trust		Southern HSC Trust		Western HSC Trust		Northern Ireland		% Change since last quarter
	Dec-09	Sep-09	Dec-09	Sep-09	Dec-09	Sep-09	Dec-09	Sep-09	Dec-09	Sep-09	Dec-09	Sep-09	
All Patients Assessed													
All Patients Assessed	1,206	1,103	507	455	654	717	789	777	347	303	3,503	3,355	4%
All Adults Assessed for a Digital Hearing Aid	1,079	1,027	507	452	652	709	741	735	341	298	3,320	3,221	3%
All Children Assessed for a Digital Hearing Aid	127	76	0	3	2	8	48	42	6	5	183	134	37%
New Patients Assessed													
New Patients Assessed	515	527	438	408	386	406	410	392	280	262	2,029	1,995	2%
Adult Patients Assessed as Suitable for a Digital Hearing Aid	480	497	396	375	380	399	315	305	269	249	1,840	1,825	1%
Child Patients Assessed as Suitable for a Digital Hearing Aid	20	18	0	3	2	4	5	6	3	3	30	34	-12%
Adult Patients Assessed as Unsuitable for a Digital Hearing Aid	15	12	42	30	4	3	53	52	8	10	122	107	14%
Child Patients Assessed as Unsuitable for a Digital Hearing Aid	0	0	0	0	0	0	37	29	0	0	37	29	28%
Total Adult Patients Assessed for a Digital Hearing Aid	495	509	438	405	384	402	368	357	277	259	1,962	1,932	2%
Total Child Patients Assessed for a Digital Hearing Aid	20	18	0	3	2	4	42	35	3	3	67	63	6%
Existing Patients Assessed¹													
Existing Patients Assessed¹	691	576	69	47	268	311	379	385	67	41	1,474	1,360	8%
Adult Patients Assessed as Suitable for a Digital Hearing Aid	584	518	69	47	268	307	373	378	64	39	1,358	1,289	5%
Child Patients Assessed as Suitable for a Digital Hearing Aid	107	58	0	0	0	4	6	7	3	2	116	71	63%

Source: AUD1 Survey

¹ During the quarter ending 31 December 2009, the Northern HSC Trust (Causeway/ United Hospitals) had an additional 5 existing adult patients assessed as unsuitable for a digital hearing aid and the Southern HSC Trust (Craigavon Area Hospital) had an additional 30 existing adult patients and 4 existing child patients assessed as unsuitable for a digital hearing aid.

Table B.1: Number of Aids Issued during Quarter, by Expenditure on these Aids

	numbers												percentage
	Belfast HSC Trust		Northern HSC Trust		South Eastern HSC Trust		Southern HSC Trust		Western HSC Trust		Northern Ireland		% Change since last quarter
	Dec-09	Sep-09	Dec-09	Sep-09	Dec-09	Sep-09	Dec-09	Sep-09	Dec-09	Sep-09	Dec-09	Sep-09	
All Aids Issued													
Total Number of Aids Issued	1,431	1,319	981	982	947	890	1,155	1,128	808	734	5,322	5,053	5%
Adults receiving Digital Hearing Aids	1,292	1,235	949	955	945	869	1,124	1,086	769	718	5,079	4,863	4%
Adults receiving Analogue Hearing Aids	9	3	0	0	0	0	0	5	4	4	13	12	8%
Children receiving Digital Hearing Aids	130	81	32	27	2	21	31	37	35	12	230	178	29%
Children receiving Analogue Hearing Aids	0	0	0	0	0	0	0	0	0	0	0	0	-
Total Cost of Aids Issued													
Total Cost of Aids Issued during Quarter (,000's)	£93.4	£89.6	£70.3	£69.9	£65.2	£56.8	£75.8	£71.2	£51.4	£46.6	£356.0	£334.1	-
Cost for Adult Digital Hearing Aids (,000's)	£84.2	£82.5	£65.5	£65.9	£64.9	£54.5	£72.8	£67.6	£48.9	£45.6	£336.3	£316.2	-
Cost for Adult Analogue Hearing Aids (,000's)	£0.3	£0.1	£0.0	£0.0	£0.0	£0.0	£0.0	£0.2	£0.2	£0.2	£0.5	£0.5	-
Cost for Child Digital Hearing Aids (,000's)	£8.9	£7.0	£4.8	£4.1	£0.3	£2.2	£3.0	£3.3	£2.2	£0.8	£19.2	£17.4	-
Cost for Child Analogue Hearing Aids (,000's)	£0.0	£0.0	£0.0	£0.0	£0.0	£0.0	£0.0	£0.0	£0.0	£0.0	£0.0	£0.0	-
Average Cost of Aids Issued													
Average Cost per Aid	£65.2	£67.9	£71.6	£71.2	£68.9	£63.8	£65.6	£63.1	£63.6	£63.5	£66.9	£66.1	-
Average Cost of Adult Digital Hearing Aid	£65.1	£66.8	£69.0	£69.0	£68.7	£62.7	£64.7	£62.3	£63.6	£63.5	£66.2	£65.0	-
Average Cost of Adult Analogue Hearing Aid	£35.0	£45.0	£0.0	£0.0	£0.0	£0.0	£0.0	£45.3	£55.5	£41.8	£41.3	£44.0	-
Average Cost of Child Digital Hearing Aid	£68.4	£86.0	£150.0	£150.0	£140.0	£106.7	£96.8	£89.2	£64.0	£68.0	£83.5	£97.6	-
Average Cost of Child Analogue Hearing Aid	£0.0	£0.0	£0.0	£0.0	£0.0	£0.0	£0.0	£0.0	£0.0	£0.0	-	-	-

Source: AUD1 Survey

Table C.1: Completed Waits for Hearing Aid Assessments and Re-Assessments during Quarter ending 31 December 2009¹

	numbers												percentage	
	Belfast HSC Trust		Northern HSC Trust		South Eastern HSC Trust		Southern HSC Trust		Western HSC Trust		Northern Ireland			% Change since last quarter
	Dec-09	Sep-09	Dec-09	Sep-09	Dec-09	Sep-09	Dec-09	Sep-09	Dec-09	Sep-09	Dec-09	Sep-09		
All Completed Waits	1,301	1,207	459	346	947	881	604	538	312	304	3,623	3,276	11%	
Less than 3 months	1,301	1,207	459	346	947	836	569	527	312	304	3,588	3,220	11%	
3 to 6 months	0	0	0	0	0	45	35	11	0	0	35	56	-38%	
6 to 12 months	0	0	0	0	0	0	0	0	0	0	0	0	-	
12 months or more	0	0	0	0	0	0	0	0	0	0	0	0	-	
Completed Waits for Children	127	81	32	27	2	16	12	14	5	7	178	145	23%	
Less than 3 months	127	81	32	27	2	16	12	14	5	7	178	145	23%	
3 to 6 months	0	0	0	0	0	0	0	0	0	0	0	0	-	
6 to 12 months	0	0	0	0	0	0	0	0	0	0	0	0	-	
12 months or more	0	0	0	0	0	0	0	0	0	0	0	0	-	
Completed Waits for Adults	1,174	1,126	427	319	945	865	592	524	307	297	3,445	3,131	10%	
Less than 3 months	1,174	1,126	427	319	945	820	557	513	307	297	3,410	3,075	11%	
3 to 6 months	0	0	0	0	0	45	35	11	0	0	35	56	-38%	
6 to 12 months	0	0	0	0	0	0	0	0	0	0	0	0	-	
12 months or more	0	0	0	0	0	0	0	0	0	0	0	0	-	

Source: AUD1 Survey

Table C.2: HSC Trust Analysis of Completed Waits for Hearing Aid Assessments and Re-Assessments during Quarter ending 31 December 2009¹

	numbers											
	Belfast HSC Trust		Northern HSC Trust		South Eastern HSC Trust		Southern HSC Trust		Western HSC Trust		Northern Ireland	
	Number	%	Number	%	Number	%	Number	%	Number	%	Number	%
All Completed Waits	1,301	100	459	100	947	100	604	100	312	100	3,623	100
Less than 3 months	1,301	100	459	100	947	100	569	94	312	100	3,588	99
3 to 6 months	0	0	0	0	0	0	35	6	0	0	35	1
6 to 12 months	0	0	0	0	0	0	0	0	0	0	0	0
12 months or more	0	0	0	0	0	0	0	0	0	0	0	0
Completed Waits for Children	127	100	32	100	2	100	12	100	5	100	178	100
Less than 3 months	127	100	32	100	2	100	12	100	5	100	178	100
3 to 6 months	0	-	0	-	0	-	0	-	0	-	0	-
6 to 12 months	0	-	0	-	0	-	0	-	0	-	0	-
12 months or more	0	-	0	-	0	-	0	-	0	-	0	-
Completed Waits for Adults	1,174	100	427	100	945	100	592	100	307	100	3,445	100
Less than 3 months	1,174	100	427	100	945	100	557	94	307	100	3,410	99
3 to 6 months	0	0	0	0	0	0	35	6	0	0	35	1
6 to 12 months	0	0	0	0	0	0	0	0	0	0	0	0
12 months or more	0	0	0	0	0	0	0	0	0	0	0	0

Source: AUD1 Survey

¹ Completed waiting times for hearing aid assessments/ re-assessments are counted from the date the referral is received by the Audiology Department until the aid is fitted.

Figure 1: Completed Waits for Hearing Aid Assessments and Re-Assessments by HSC Trust (31 March 2007 - 31 December 2009)

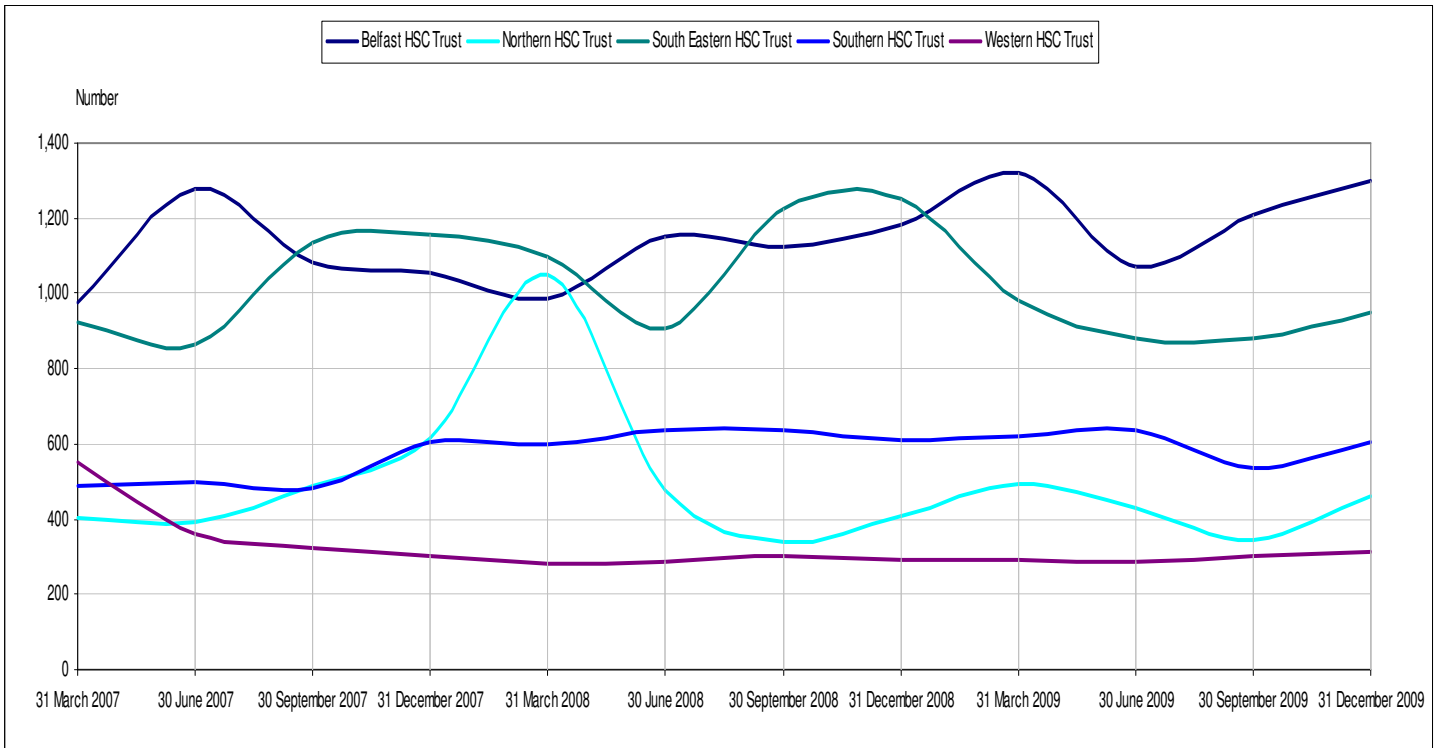


Figure 2: Completed Waits for Hearing Aid Assessments and Re-Assessments in Northern Ireland (31 March 2007 - 31 December 2009)

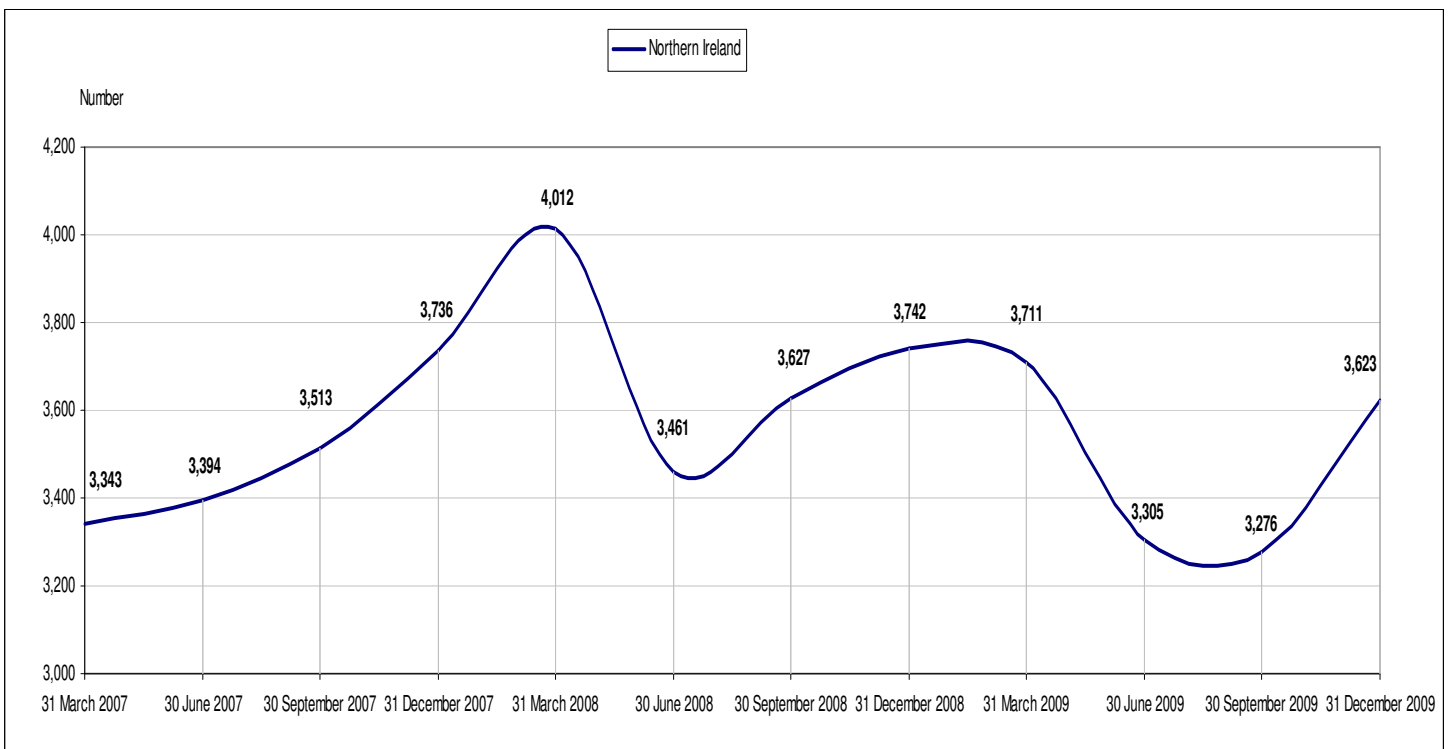


Table C.3: Incomplete Waits for a Hearing Aid Assessment/ Re-Assessment at 31 December 2009^{1, 2}

	numbers												percentage
	Belfast HSC Trust		Northern HSC Trust		South Eastern HSC Trust		Southern HSC Trust		Western HSC Trust		Northern Ireland		% Change since last quarter
	Dec-09	Sep-09	Dec-09	Sep-09	Dec-09	Sep-09	Dec-09	Sep-09	Dec-09	Sep-09	Dec-09	Sep-09	
All Incomplete Waits	294	244	116	113	316	34	212	180	124	73	1,062	644	65%
Less than 3 months	294	224	116	113	316	34	205	174	124	73	1,055	618	71%
3 to 6 months	0	20	0	0	0	0	7	6	0	0	7	26	-73%
6 to 12 months	0	0	0	0	0	0	0	0	0	0	0	0	-
12 months or more	0	0	0	0	0	0	0	0	0	0	0	0	-
Incomplete Waits for Children	3	4	0	0	1	1	0	1	1	1	5	7	-29%
Less than 3 months	3	4	0	0	1	1	0	1	1	1	5	7	-29%
3 to 6 months	0	0	0	0	0	0	0	0	0	0	0	0	-
6 to 12 months	0	0	0	0	0	0	0	0	0	0	0	0	-
12 months or more	0	0	0	0	0	0	0	0	0	0	0	0	-
Incomplete Waits for Adults	291	240	116	113	315	33	212	179	123	72	1,057	637	66%
Less than 3 months	291	220	116	113	315	33	205	173	123	72	1,050	611	72%
3 to 6 months	0	20	0	0	0	0	7	6	0	0	7	26	-73%
6 to 12 months	0	0	0	0	0	0	0	0	0	0	0	0	-
12 months or more	0	0	0	0	0	0	0	0	0	0	0	0	-

Source: AUD1 Survey

Table C.4: HSC Trust Analysis of Incomplete Waits for a Hearing Aid Assessment/ Re- Assessment at 31 December 2009¹

	numbers											
	Belfast HSC Trust		Northern HSC Trust		South Eastern HSC Trust		Southern HSC Trust		Western HSC Trust		Northern Ireland	
	Number	%	Number	%	Number	%	Number	%	Number	%	Number	%
All Incomplete Waits	294	100	116	100	316	100	212	100	124	100	1,062	100
Less than 3 months	294	100	116	100	316	100	205	97	124	100	1,055	99
3 to 6 months	0	0	0	0	0	0	7	3	0	0	7	1
6 to 12 months	0	0	0	0	0	0	0	0	0	0	0	0
12 months or more	0	0	0	0	0	0	0	0	0	0	0	0
Incomplete Waits for Children	3	100	0	-	1	100	0	-	1	100	5	100
Less than 3 months	3	100	0	-	1	100	0	-	1	100	5	100
3 to 6 months	0	-	0	-	0	-	0	-	0	-	0	-
6 to 12 months	0	-	0	-	0	-	0	-	0	-	0	-
12 months or more	0	-	0	-	0	-	0	-	0	-	0	-
Incomplete Waits for Adults	291	100	116	100	315	100	212	100	123	100	1,057	100
Less than 3 months	291	100	116	100	315	100	205	97	123	100	1,050	99
3 to 6 months	0	0	0	0	0	0	7	3	0	0	7	1
6 to 12 months	0	0	0	0	0	0	0	0	0	0	0	0
12 months or more	0	0	0	0	0	0	0	0	0	0	0	0

Source: AUD1 Survey

¹ Incomplete waiting times refer to patients who have been referred to the Audiology Department who have not yet been fitted with their aid. Waiting times in this case are counted from the date the referral is received until the end of the quarter.

² Incomplete waits increased in the South Eastern HSC Trust (Ulster Community & Hospital and Downe Hospital) due to additional in-house ENT activity and updating of the information used to calculate these figures.

Figure 3: Incomplete Waits for a Hearing Aid Assessment/ Re-Assessment by HSC Trust (31 March 2007 – 31 December 2009)¹

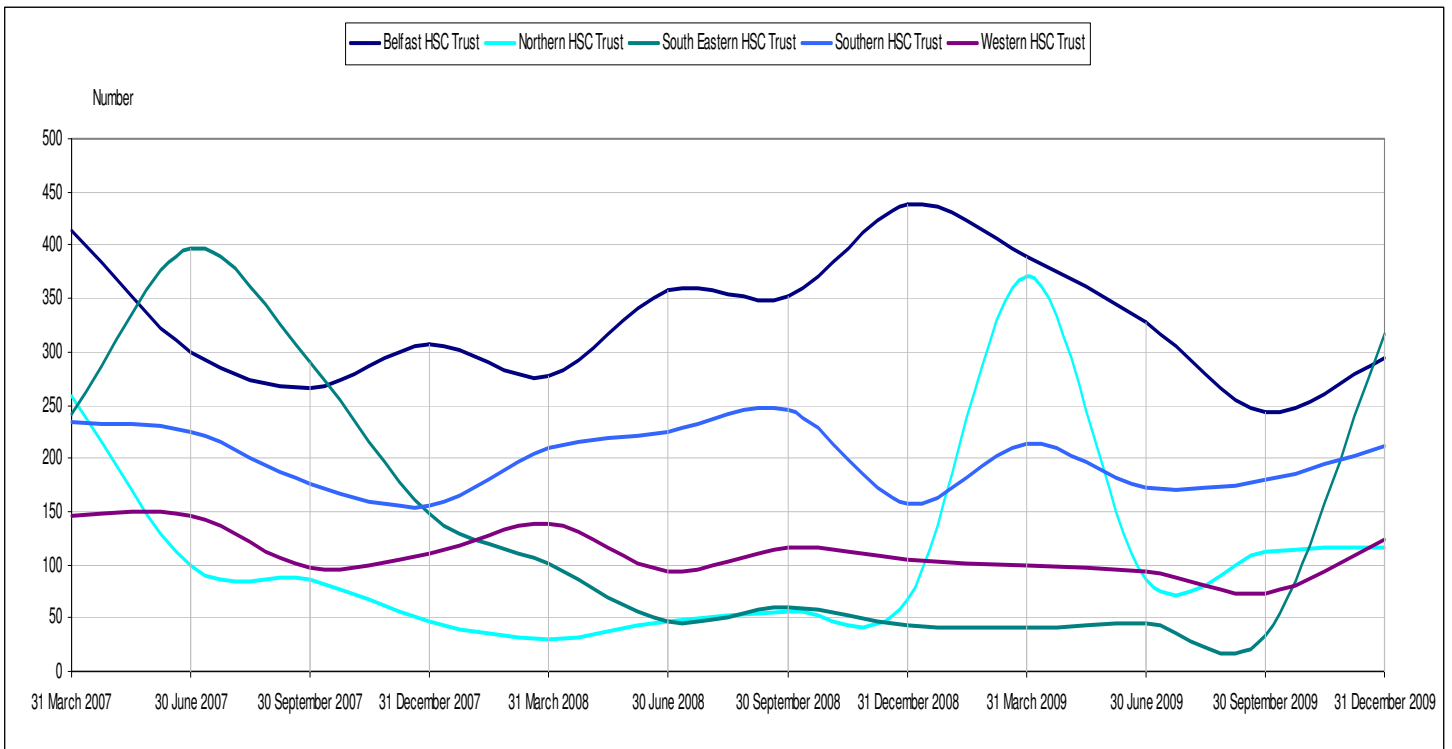
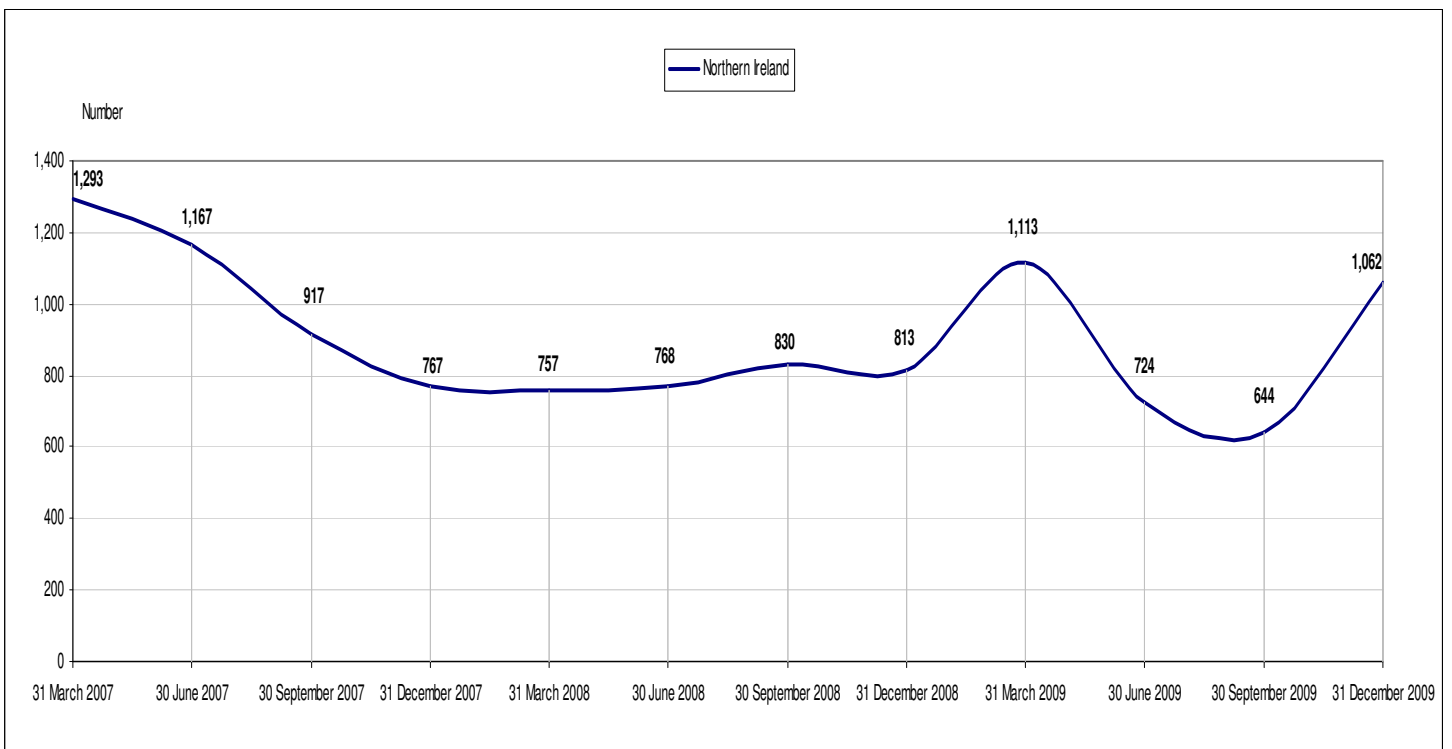


Figure 4: Incomplete Waits for a Hearing Aid Assessment/ Re-Assessment in Northern Ireland (31 March 2007- 31 December 2009)



¹Incomplete waits increased in the South Eastern HSC Trust (Ulster Community & Hospital and Downe Hospital) due to additional in-house ENT activity and updating of the information used to calculate these figures.

Appendices

Appendix 1: Patients Fitted with Hearing Aids during Quarter, by Type of Aid, Patient Type and legacy HSS Board¹

	numbers										percentage % Change since last quarter
	EHSSB		NHSSB		SHSSB		WHSSB		Northern Ireland		
	Dec-09	Sep-09	Dec-09	Sep-09	Dec-09	Sep-09	Dec-09	Sep-09	Dec-09	Sep-09	
Total Patients Fitted with a Hearing Aid During the Quarter											
All Patients Fitted	1,892	1,797	436	323	452	388	316	305	3,096	2,813	10%
Digital Hearing Aid	1,883	1,794	436	323	452	383	312	301	3,083	2,801	10%
Analogue Hearing Aid	9	3	0	0	0	5	4	4	13	12	8%
Child Patients Fitted	129	86	9	4	6	9	5	4	149	103	45%
Digital Hearing Aid	129	86	9	4	6	9	5	4	149	103	45%
Analogue Hearing Aid	0	0	0	0	0	0	0	0	0	0	-
Adult Patients Fitted	1,763	1,711	427	319	446	379	311	301	2,947	2,710	9%
Digital Hearing Aid	1,754	1,708	427	319	446	374	307	297	2,934	2,698	9%
Analogue Hearing Aid	9	3	0	0	0	5	4	4	13	12	8%
New Patients Fitted with a Hearing Aid											
New Patients Fitted	874	923	411	311	327	302	265	262	1,877	1,798	4%
Digital Hearing Aid	874	923	411	311	327	302	265	261	1,877	1,797	4%
Analogue Hearing Aid	0	0	0	0	0	0	0	1	0	1	-100%
New Child Patients Fitted	22	24	9	4	6	5	3	4	40	37	8%
Digital Hearing Aid	22	24	9	4	6	5	3	4	40	37	8%
Analogue Hearing Aid	0	0	0	0	0	0	0	0	0	0	-
New Adult Patients Fitted	852	899	402	307	321	297	262	258	1,837	1,761	4%
Digital Hearing Aid	852	899	402	307	321	297	262	257	1,837	1,760	4%
Analogue Hearing Aid	0	0	0	0	0	0	0	1	0	1	-100%
Existing Patients Fitted with a Hearing Aid											
Existing Patients Fitted	1,018	874	25	12	125	86	51	43	1,219	1,015	20%
Digital Hearing Aid	1,009	871	25	12	125	81	47	40	1,206	1,004	20%
Analogue Hearing Aid	9	3	0	0	0	5	4	3	13	11	18%
Existing Child Patients Fitted	107	62	0	0	0	4	2	0	109	66	65%
Digital Hearing Aid	107	62	0	0	0	4	2	0	109	66	65%
Analogue Hearing Aid	0	0	0	0	0	0	0	0	0	0	-
Existing Adult Patients Fitted	911	812	25	12	125	82	49	43	1,110	949	17%
Digital Hearing Aid	902	809	25	12	125	77	45	40	1,097	938	17%
Analogue Hearing Aid	9	3	0	0	0	5	4	3	13	11	18%
Patients Fitted with Digital Hearing Aid Replacements¹											
Patients Issued with Replacements¹	1,053	806	760	659	387	388	517	429	2,717	2,282	19%
Child Patients Fitted with Digital Hearing Aid Replacements	110	65	23	23	14	13	28	8	175	109	61%
Adult Patients Fitted with Digital Hearing Aid Replacements	943	741	737	636	373	375	489	421	2,542	2,173	17%

Source: AUD1 Survey

¹ Digital hearing aid replacements are only issued to existing patients who have already been fitted with a digital hearing aid. Please note that these should not be added to the total digital hearing aids and analogue hearing aids issued to the patient.

Appendix 2: Patients Assessed for a Hearing Aid during Quarter, by Type of Aid, Patient Type, Outcome of Assessment and legacy HSS Board¹

	numbers										percentage % Change since last quarter
	EHSSB		NHSSB		SHSSB		WHSSB		Northern Ireland		
	Dec-09	Sep-09	Dec-09	Sep-09	Dec-09	Sep-09	Dec-09	Sep-09	Dec-09	Sep-09	
All Patients Assessed											
All Patients Assessed	1,860	1,820	507	455	789	777	347	303	3,503	3,355	4%
All Adults Assessed for a Digital Hearing Aid	1,731	1,736	507	452	741	735	341	298	3,320	3,221	3%
All Children Assessed for a Digital Hearing Aid	129	84	0	3	48	42	6	5	183	134	37%
New Patients Assessed											
New Patients Assessed	901	933	438	408	410	392	280	262	2,029	1,995	2%
Adult Patients Assessed as Suitable for a Digital Hearing Aid	860	896	396	375	315	305	269	249	1,840	1,825	1%
Child Patients Assessed as Suitable for a Digital Hearing Aid	22	22	0	3	5	6	3	3	30	34	-12%
Adult Patients Assessed as Unsuitable for a Digital Hearing Aid	19	15	42	30	53	52	8	10	122	107	14%
Child Patients Assessed as Unsuitable for a Digital Hearing Aid	0	0	0	0	37	29	0	0	37	29	28%
Total Adult Patients Assessed as Suitable for a Digital Hearing Aid	879	911	438	405	368	357	277	259	1,962	1,932	2%
Total Child Patients Assessed as Suitable for a Digital Hearing Aid	22	22	0	3	42	35	3	3	67	63	6%
Existing Patients Assessed											
Existing Patients Assessed	959	887	69	47	379	385	67	41	1,474	1,360	8%
Adult Patients Assessed as Suitable for a Digital Hearing Aid	852	825	69	47	373	378	64	39	1,358	1,289	5%
Child Patients Assessed as Suitable for a Digital Hearing Aid	107	62	0	0	6	7	3	2	116	71	63%

Source: AUD1 Survey

¹ During the quarter ending 31 December 2009, the Northern HSS Board (Causeway/ United Hospitals) had an additional 5 existing adult patients assessed as unsuitable for a digital hearing aid and the Southern HSS Board (Craigavon Area Hospital) had an additional 30 existing adult patients and 4 existing child patients assessed as unsuitable for a digital hearing aid.

Appendix 3: Number of Aids Issued during Quarter, by Expenditure on these Aids and legacy HSS Board

	numbers										percentage
	EHSSB		NHSSB		SHSSB		WHSSB		Northern Ireland		% Change since last quarter
	Dec-09	Sep-09	Dec-09	Sep-09	Dec-09	Sep-09	Dec-09	Sep-09	Dec-09	Sep-09	
All Aids Issued											
Total Number of Aids Issued	2,378	2,209	981	982	1,155	1,128	808	734	5,322	5,053	5%
Adults receiving Digital Hearing Aids	2,237	2,104	949	955	1,124	1,086	769	718	5,079	4,863	4%
Adults receiving Analogue Hearing Aids	9	3	0	0	0	5	4	4	13	12	8%
Children receiving Digital Hearing Aids	132	102	32	27	31	37	35	12	230	178	29%
Children receiving Analogue Hearing Aids	0	0	0	0	0	0	0	0	0	0	-
Total Cost of Aids Issued											
Total Cost of Aids Issued during Quarter (,000's)	£158.6	£146.4	£70.3	£69.9	£75.8	£71.2	£51.4	£46.6	£356.0	£334.1	-
Cost for Adult Digital Hearing Aids (,000's)	£149.1	£137.0	£65.5	£65.9	£72.8	£67.6	£48.9	£45.6	£336.3	£316.2	-
Cost for Adult Analogue Hearing Aids (,000's)	£0.3	£0.1	£0.0	£0.0	£0.0	£0.2	£0.2	£0.2	£0.5	£0.5	-
Cost for Child Digital Hearing Aids (,000's)	£9.2	£9.2	£4.8	£4.1	£3.0	£3.3	£2.2	£0.8	£19.2	£17.4	-
Cost for Child Analogue Hearing Aids (,000's)	£0.0	£0.0	£0.0	£0.0	£0.0	£0.0	£0.0	£0.0	£0.0	£0.0	-
Average Cost of Aids Issued											
Average Cost per Aid	£66.7	£66.3	£71.6	£71.2	£65.6	£63.1	£63.6	£63.5	£66.9	£66.1	-
Average Cost of Adult Digital Hearing Aid	£66.7	£65.1	£69.0	£69.0	£64.7	£62.3	£63.6	£63.5	£66.2	£65.0	-
Average Cost of Adult Analogue Hearing Aid	£35.0	£45.0	£0.0	£0.0	£0.0	£45.3	£55.5	£41.8	£41.3	£44.0	-
Average Cost of Child Digital Hearing Aid	£69.5	£90.2	£150.0	£150.0	£96.8	£89.2	£64.0	£68.0	£83.5	£97.6	-
Average Cost of Child Analogue Hearing Aid	£0.0	£0.0	£0.0	£0.0	£0.0	£0.0	£0.0	£0.0	-	-	-

Source: AUD1 Survey

Appendix 4: Completed Waits for Hearing Aid Assessments and Re-Assessments during Quarter ending 31 December 2009 by legacy HSS Board¹

	numbers										percentage
	EHSSB		NHSSB		SHSSB		WHSSB		Northern Ireland		% Change since last quarter
	Dec-09	Sep-09	Dec-09	Sep-09	Dec-09	Sep-09	Dec-09	Sep-09	Dec-09	Sep-09	
All Completed Waits	2,248	2,088	459	346	604	538	312	304	3,623	3,276	11%
Less than 3 months	2,248	2,043	459	346	569	527	312	304	3,588	3,220	11%
3 to 6 months	0	45	0	0	35	11	0	0	35	56	-38%
6 to 12 months	0	0	0	0	0	0	0	0	0	0	-
12 months or more	0	0	0	0	0	0	0	0	0	0	-
Completed Waits for Children	129	97	32	27	12	14	5	7	178	145	23%
Less than 3 months	129	97	32	27	12	14	5	7	178	145	23%
3 to 6 months	0	0	0	0	0	0	0	0	0	0	-
6 to 12 months	0	0	0	0	0	0	0	0	0	0	-
12 months or more	0	0	0	0	0	0	0	0	0	0	-
Completed Waits for Adults	2,119	1,991	427	319	592	524	307	297	3,445	3,131	10%
Less than 3 months	2,119	1,946	427	319	557	513	307	297	3,410	3,075	11%
3 to 6 months	0	45	0	0	35	11	0	0	35	56	-38%
6 to 12 months	0	0	0	0	0	0	0	0	0	0	-
12 months or more	0	0	0	0	0	0	0	0	0	0	-

Source: AUD1 Survey

Appendix 5: Legacy HSS Board Analysis of Completed Waits for Hearing Aid Assessments and Re-Assessments during Quarter ending 31 December 2009¹

	numbers									
	EHSSB		NHSSB		SHSSB		WHSSB		Northern Ireland	
	Number	%	Number	%	Number	%	Number	%	Number	%
All Completed Waits	2,248	100	459	100	604	100	312	100	3,623	100
Less than 3 months	2,248	100	459	100	569	94	312	100	3,588	99
3 to 6 months	0	0	0	0	35	6	0	0	35	1
6 to 12 months	0	0	0	0	0	0	0	0	0	0
12 months or more	0	0	0	0	0	0	0	0	0	0
Completed Waits for Children	129	100	32	100	12	100	5	100	178	100
Less than 3 months	129	100	32	100	12	100	5	100	178	100
3 to 6 months	0	-	0	-	0	-	0	-	0	-
6 to 12 months	0	-	0	-	0	-	0	-	0	-
12 months or more	0	-	0	-	0	-	0	-	0	-
Completed Waits for Adults	2,119	100	427	100	592	100	307	100	3,445	100
Less than 3 months	2,119	100	427	100	557	94	307	100	3,410	99
3 to 6 months	0	0	0	0	35	6	0	0	35	1
6 to 12 months	0	0	0	0	0	0	0	0	0	0
12 months or more	0	0	0	0	0	0	0	0	0	0

Source: AUD1 Survey

¹ Completed waiting times for hearing aid assessments/ re-assessments are counted from the date the referral is received by the Audiology Department until the aid is fitted.

Figure A1: Completed Waits for Hearing Aid Assessments and Re-Assessments by legacy HSS Board (31 March 2007 - 31 December 2009)

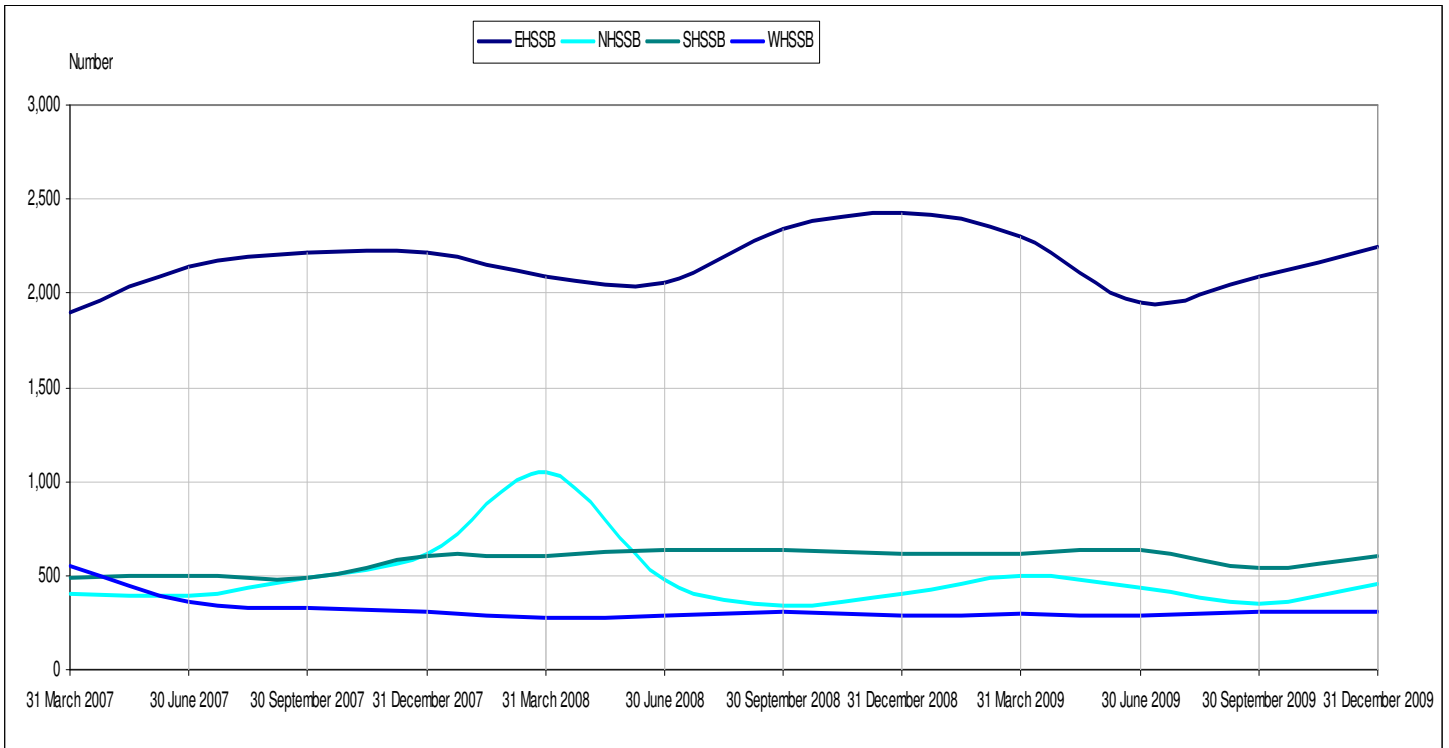
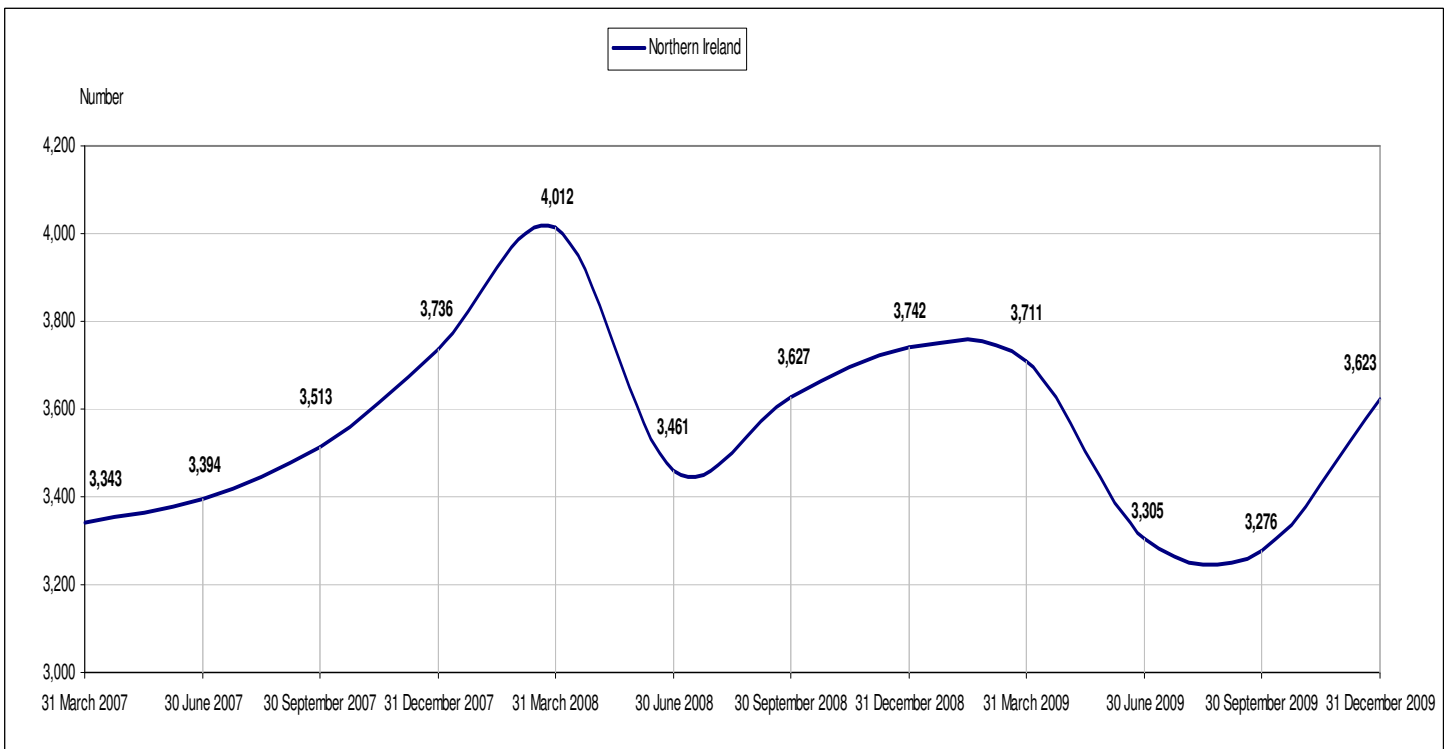


Figure A2: Completed Waits for Hearing Aid Assessments and Re-Assessments in Northern Ireland (31 March 2007 - 31 December 2009)



Appendix 6: Incomplete Waits for a Hearing Aid Assessment/ Re-Assessment at 31 December 2009 by legacy HSS Board^{1,2}

	numbers										percentage	
	EHSSB		NHSSB		SHSSB		WHSSB		Northern Ireland			% Change since last quarter
	Dec-09	Sep-09	Dec-09	Sep-09	Dec-09	Sep-09	Dec-09	Sep-09	Dec-09	Sep-09		
All Incomplete Waits	610	278	116	113	212	180	124	73	1,062	644	65%	
Less than 3 months	610	258	116	113	205	174	124	73	1,055	618	71%	
3 to 6 months	0	20	0	0	7	6	0	0	7	26	-73%	
6 to 12 months	0	0	0	0	0	0	0	0	0	0	-	
12 months or more	0	0	0	0	0	0	0	0	0	0	-	
Incomplete Waits for Children	4	5	0	0	0	1	1	1	5	7	-29%	
Less than 3 months	4	5	0	0	0	1	1	1	5	7	-29%	
3 to 6 months	0	0	0	0	0	0	0	0	0	0	-	
6 to 12 months	0	0	0	0	0	0	0	0	0	0	-	
12 months or more	0	0	0	0	0	0	0	0	0	0	-	
Incomplete Waits for Adults	606	273	116	113	212	179	123	72	1,057	637	66%	
Less than 3 months	606	253	116	113	205	173	123	72	1,050	611	72%	
3 to 6 months	0	20	0	0	7	6	0	0	7	26	-73%	
6 to 12 months	0	0	0	0	0	0	0	0	0	0	-	
12 months or more	0	0	0	0	0	0	0	0	0	0	-	

Source: AUD1 Survey

Appendix 7: Legacy HSS Board Analysis of Incomplete Waits for a Hearing Aid Assessment / Re-Assessment at 31 December 2009¹

	numbers											
	EHSSB		NHSSB		SHSSB		WHSSB		Northern Ireland			
	Number	%	Number	%	Number	%	Number	%	Number	%	Number	%
All Incomplete Waits	610	100	116	100	212	100	124	100	1,062	100		
Less than 3 months	610	100	116	100	205	97	124	100	1,055	99		
3 to 6 months	0	0	0	0	7	3	0	0	7	1		
6 to 12 months	0	0	0	0	0	0	0	0	0	0		
12 months or more	0	0	0	0	0	0	0	0	0	0		
Incomplete Waits for Children	4	100	0	-	0	-	1	100	5	100		
Less than 3 months	4	100	0	-	0	-	1	100	5	100		
3 to 6 months	0	-	0	-	0	-	0	-	0	-		
6 to 12 months	0	-	0	-	0	-	0	-	0	-		
12 months or more	0	-	0	-	0	-	0	-	0	-		
Incomplete Waits for Adults	606	100	116	100	212	100	123	100	1,057	100		
Less than 3 months	606	100	116	100	205	97	123	100	1,050	99		
3 to 6 months	0	0	0	0	7	3	0	0	7	1		
6 to 12 months	0	0	0	0	0	0	0	0	0	0		
12 months or more	0	0	0	0	0	0	0	0	0	0		

Source: AUD1 Survey

¹ Incomplete waiting times refer to patients who have been referred to the Audiology Department who have not yet been fitted with their aid. Waiting times in this case are counted from the date the referral is received until the end of the quarter.

² Incomplete waits increased in the Eastern HSS Board (Ulster Community & Hospital and Downe Hospital) due to additional in-house ENT activity and updating of the information used to calculate these figures.

Figure A3: Incomplete Waits for a Hearing Aid Assessment/ Re-Assessment by HSS Board (31 March 2007 – 31 December 2009)¹

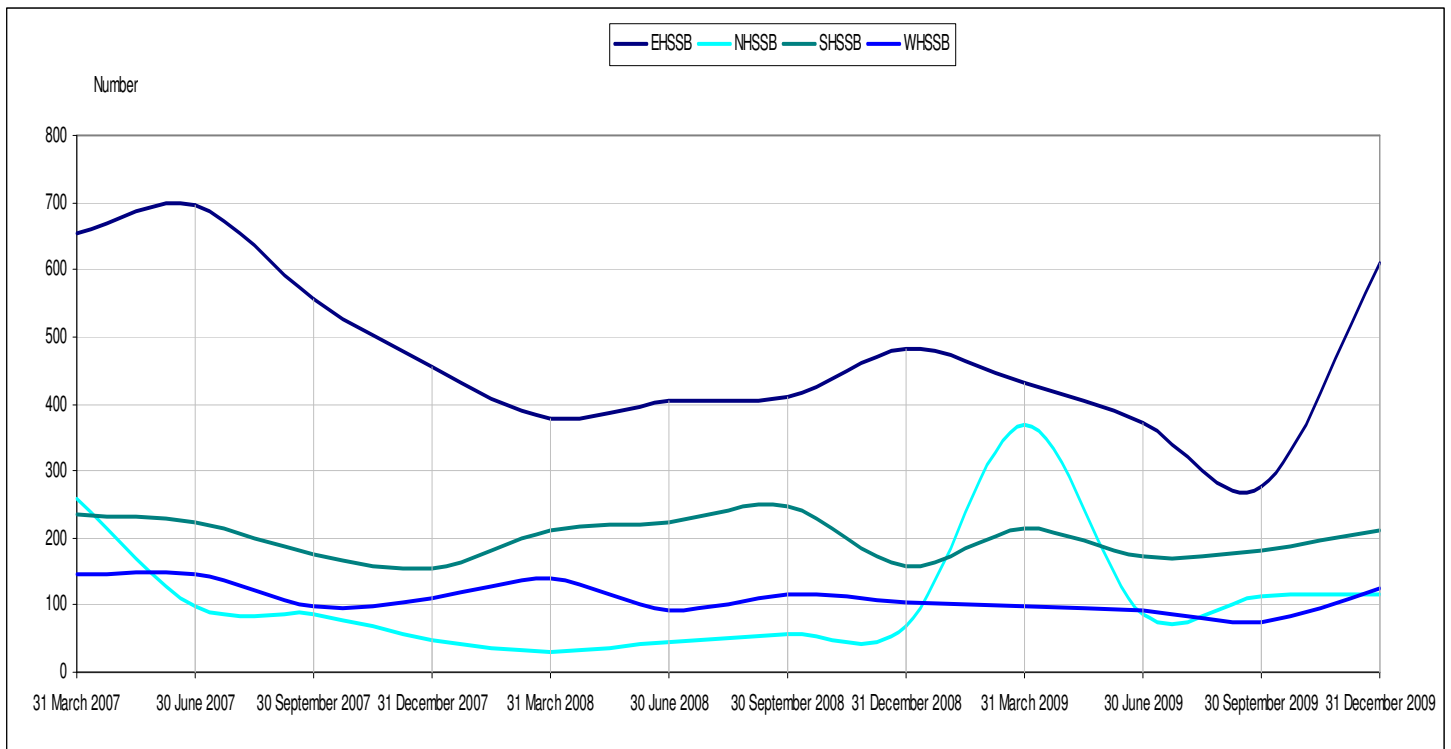
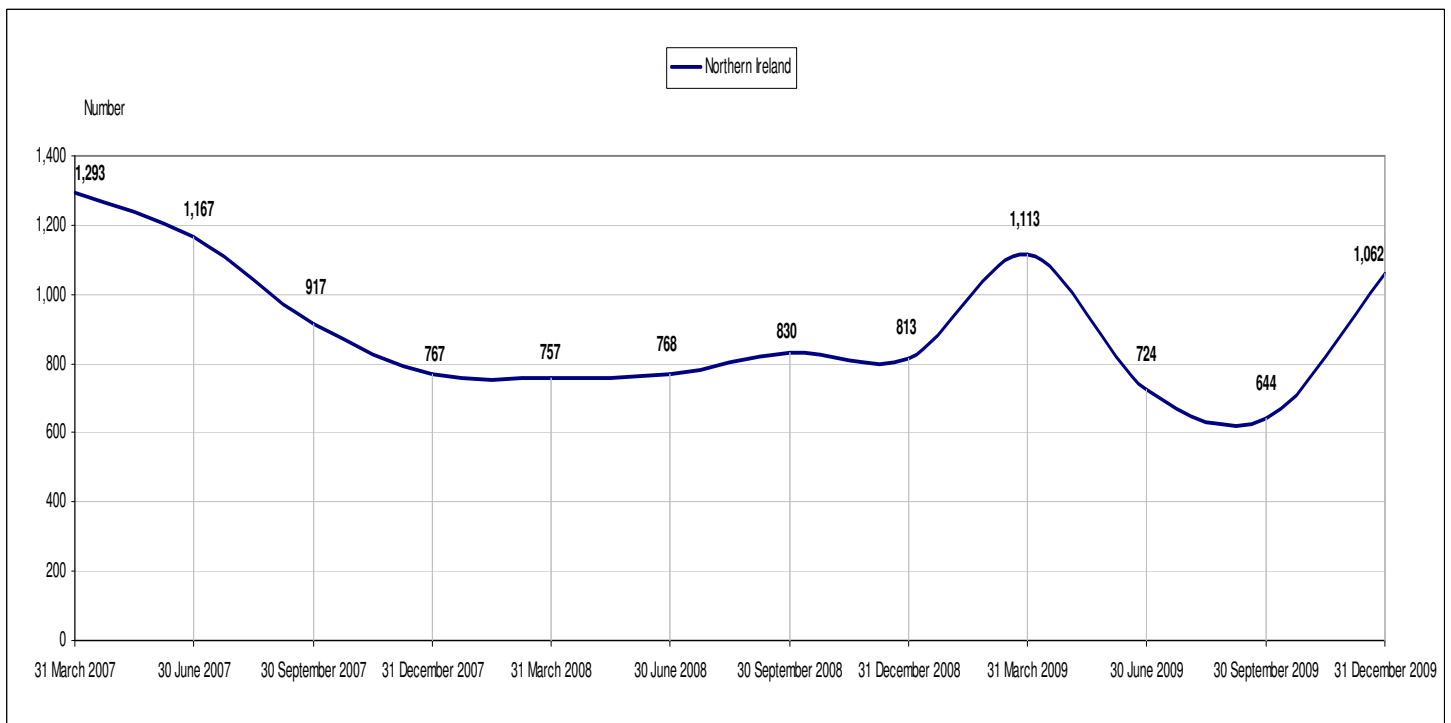


Figure A4: Incomplete Waits for a Hearing Aid Assessment/ Re-Assessment in Northern Ireland (31 March 2007 – 31 December 2009)



¹ Incomplete waits increased in the Eastern HSS Board (Ulster Community & Hospitals and Downe Hospital) due to additional in-house ENT activity and updating of the information used to calculate these figures.

Additional Information

For **further information** on Hearing Aid Assessments/ Re-Assessments carried out in Northern Ireland, please contact:

Office Information Manager
Community Information Branch
Department of Health, Social Services and Public Safety
Annexe 2
Castle Buildings
Stormont
BT4 3SQ



028 9052 2804

Fax: 028 9052 3288

Email: cib@dhsspsni.gov.uk

Alternatively, this statistical bulletin and other statistical bulletins published by Community Information Branch (CIB) are available to download from the internet at:

Internet address: http://www.dhsspsni.gov.uk/index/stats_research/stats-cib/stats-cib_pubs.htm