



Department of

**Health, Social Services
and Public Safety**

www.dhsspsni.gov.uk

AN ROINN

**Sláinte, Seirbhísí Sóisialta
agus Sábháilteachta Poiblí**

MÁNNYSTRIE O

**Poustie, Resydènter Heisin
an Fowk Siccar**

Hearing Aid Assessments and Re-assessments during quarter ending 30 June 2008

5 September 2008

Theme:

**Hearing aid assessments and
re-assessments in Northern
Ireland**

Issued by

Community Information Branch,
Information & Analysis
Directorate,
Department of Health, Social
Services & Public Safety,
Stormont Estate,
Belfast, BT3 4SQ

Contact Person:

Karen Bleakley
(028) 905 23299

Email

Karen.Bleakley@dhsspsni.gov.uk

Internet

http://www.dhsspsni.gov.uk/index/stats_research/stats-cib.htm

This statistical bulletin presents information on hearing aid assessments and re-assessments by audiologists in Northern Ireland for the quarter ending 30 June 2008. Information has been derived from the quarterly collection AUD1 and monitors information on both adults and children fitted and assessed for hearing aids during the quarter, complaints received, and cost of aids issued. In addition, the return monitors complete and incomplete waits for assessment during the quarter and the length of time patients were waiting or had waited following referral to an audiologist (specified time bands).

Key Findings

Patients Fitted:

- 3,065 patients were fitted with a digital hearing aid or analogue hearing aid during the quarter ending 30 June 2008 (3,019 digital hearing aids and 46 analogue hearing aids).
- Of the 3,065 patients fitted during the quarter, over seven out of ten (2,192) were new patients.
- Belfast HSC Trust had the highest number of patients fitted with hearing aids during the quarter (1,061), 835 in the South Eastern HSC Trust, 459 in the Northern HSC Trust, 411 in the Southern HSC Trust and 299 in the Western HSC Trust.
- During the quarter, 2,172 existing clients were issued with digital hearing aid replacements or fixes (*To avoid double counting, patients issued with replacement aids/parts or fixes are not included in the information above*).

Patients Assessed:

- 2,473 new and 1,160 existing patients were assessed for hearing aids during the quarter ending 30 June 2008. Of these, 107 adults were assessed as unsuitable for a hearing aid.

Cost of Hearing Aids:

- During the quarter ending 30 June 2008, 5,011 aids were issued across the five HSC Trusts at a total cost of £316,421.

Complaints Received:

- Two complaints were reported by Audiology Departments in Northern Ireland during the quarter ending 30 June 2008.

Completed Waiting Times:

- During the quarter ending 30 June 2008, 3,461 patients had their hearing aid assessment/ re-assessment¹ completed. This was 551 (14%) less than the number completed during the previous quarter and 67 (2%) more than the number completed during the same quarter last year.
- Of these 3,461 patients, 99% had been waiting less than 3 months from referral to Audiology Department until the aid was fitted and 1% had been waiting 3 to 6 months.

Incomplete Waiting Times:

- At 30 June 2008, 768 patients were waiting for their hearing aid assessment/ re-assessment² to be completed. This was 11 (1%) more than the number waiting at the end of the previous quarter and 399 (34%) less than the number waiting at the end of the same quarter last year.
- The highest proportion (99%) of these patients were waiting less than 3 months and 1% were waiting for 3 to 6 months. No patient was waiting more than 6 months.

¹ Completed waiting times for hearing aid assessment/ re-assessments are counted from the date the referral is received by the Audiology Department until the aid is fitted.

² Incomplete waiting times refer to patients who have been referred to the Audiology Department who have not yet been fitted with their aid. Waiting times in this case are counted from the date the referral is received until the end of the quarter.

Contents

	Page
Note to Editors	1
Table A.1: Patients Fitted with Hearing Aids during Quarter, by Type of Aid and Patient Type	2
Table A.2: Patients Assessed for a Hearing Aid during Quarter, by Type of Aid, Patient Type and Outcome of Assessment	3
Table B.1: Number of Aids Issued during Quarter, by Expenditure on these Aids	4
Table C.1: Completed Waits for Hearing Aid Assessments and Re-Assessments during Quarter ending 30 June 2008	5
Table C.2: HSC Trust Analysis of Completed Waits for Hearing Aid Assessments and Re-Assessments during Quarter ending 30 June 2008	5
Figure 1: Completed Waits for Hearing Aid Assessments and Re-Assessments by HSC Trust (31 March 2007 - 30 June 2008)	6
Figure 2: Completed Waits for Hearing Aid Assessments and Re-Assessments in Northern Ireland (31 March 2007 - 30 June 2008)	6
Table C.3: Incomplete Waits for a Hearing Aid Assessment/ Re-Assessment at 30 June 2008	7
Table C.4: HSC Trust Analysis of Incomplete Waits for a Hearing Aid Assessment/ Re-Assessment at 30 June 2008	7
Figure 3: Incomplete Waits for a Hearing Aid Assessment/ Re-Assessment by HSC Trust (31 March 2007 - 30 June 2008)	8
Figure 4: Incomplete Waits for a Hearing Aid Assessment/ Re-Assessment in Northern Ireland (31 March 2007 - 30 June 2008)	8
Appendices: All Tables and Figures by HSS Board	9–15
Additional Information	16

Note to Editors

1. Data is collected on the AUD1 quarterly return, which provides the DHSSPS with aggregate data on children and adults assessed and re-assessed for hearing aids in Northern Ireland.
2. The information presented for the quarter ending 30 June 2008, is based on data reported by 12 audiologists, working in the following Hospital/ Community Trusts; Royal Group of Hospitals, Belfast City Hospital, Mater Hospital, Ulster Community & Hospital, Laganvalley Hospital, Downe Hospital, Causeway/ United Hospitals, Daisy Hill Hospital, Craigavon Area Hospital, Armagh & Dungannon HSS Trust, Altnagelvin Hospital, and Sperrin Lakeland HSS Trust.
3. The information in this bulletin is presented according to HSC Trusts, and is based on the location of the Hospitals/ Trusts, and not where the client lives, i.e. a client from Northern HSC Trust may be seen in the Royal but their details will be included in the Belfast HSC Trust.
4. Symbols used:

Symbol	Meaning
-	Figure is suppressed
.	Not applicable

Table A.1: Patients Fitted with Hearing Aids during Quarter, by Type of Aid and Patient Type¹

	numbers												percentage
	Belfast HSC Trust		South Eastern HSC Trust		Northern HSC Trust		Southern HSC Trust		Western HSC Trust		Northern Ireland		% Change since last quarter
	Jun-08	Mar-08	Jun-08	Mar-08	Jun-08	Mar-08	Jun-08	Mar-08	Jun-08	Mar-08	Jun-08	Mar-08	
Total Patients Fitted with a Hearing Aid During the Quarter													
All Patients Fitted	1,061	910	835	916	459	482	411	447	299	308	3,065	3,063	0%
Digital Hearing Aid	1,047	891	832	906	454	475	407	440	279	279	3,019	2,991	1%
Analogue Hearing Aid	14	19	3	10	5	7	4	7	20	29	46	72	-36%
Child Patients Fitted	56	61	0	0	4	4	9	12	6	4	75	81	-7%
Digital Hearing Aid	56	61	0	0	4	4	9	12	5	2	74	79	-6%
Analogue Hearing Aid	0	0	0	0	0	0	0	0	1	2	1	2	-50%
Adult Patients Fitted	1,005	849	835	916	455	478	402	435	293	304	2,990	2,982	0%
Digital Hearing Aid	991	830	832	906	450	471	398	428	274	277	2,945	2,912	1%
Analogue Hearing Aid	14	19	3	10	5	7	4	7	19	27	45	70	-36%
New Patients Fitted with a Hearing Aid													
New Patients Fitted	534	434	703	751	414	442	302	317	239	239	2,192	2,183	0%
Digital Hearing Aid	534	434	703	751	414	442	302	317	239	239	2,192	2,183	0%
Analogue Hearing Aid	0	0	0	0	0	0	0	0	0	0	0	0	-
New Child Patients Fitted	14	10	0	0	4	4	7	6	4	2	29	22	32%
Digital Hearing Aid	14	10	0	0	4	4	7	6	4	2	29	22	32%
Analogue Hearing Aid	0	0	0	0	0	0	0	0	0	0	0	0	-
New Adult Patients Fitted	520	424	703	751	410	438	295	311	235	237	2,163	2,161	0%
Digital Hearing Aid	520	424	703	751	410	438	295	311	235	237	2,163	2,161	0%
Analogue Hearing Aid	0	0	0	0	0	0	0	0	0	0	0	0	-
Existing Patients Fitted with a Hearing Aid													
Existing Patients Fitted	527	476	132	165	45	40	109	130	60	69	873	880	-1%
Digital Hearing Aid	513	457	129	155	40	33	105	123	40	40	827	808	2%
Analogue Hearing Aid	14	19	3	10	5	7	4	7	20	29	46	72	-36%
Existing Child Patients Fitted	42	51	0	0	0	0	2	6	2	2	46	59	-22%
Digital Hearing Aid	42	51	0	0	0	0	2	6	1	0	45	57	-21%
Analogue Hearing Aid	0	0	0	0	0	0	0	0	1	2	1	2	-50%
Existing Adult Patients Fitted	485	425	132	165	45	40	107	124	58	67	827	821	1%
Digital Hearing Aid	471	406	129	155	40	33	103	117	39	40	782	751	4%
Analogue Hearing Aid	14	19	3	10	5	7	4	7	19	27	45	70	-36%
Patients Fitted with Digital Hearing Aid Replacements¹													
Patients Issued with Replacements¹	575	499	176	193	679	567	307	333	435	356	2,172	1,948	11%
Child Patients Fitted with Digital Hearing Aid Replacements	42	51	0	2	24	18	20	20	17	12	103	103	0%
Adult Patients Fitted with Digital Hearing Aid Replacements	533	448	176	191	655	549	287	313	418	344	2,069	1,845	12%

Source: AUD1 Survey

¹ Digital hearing aid replacements are only issued to existing clients who have already been fitted with a digital hearing aid. Please note that these should not be added to the total digital hearing aids and analogue hearing aids issued to the client.

Table A.2: Patients Assessed for a Hearing Aid during Quarter, by Type of Aid, Patient Type and Outcome of Assessment¹

	numbers												percentage
	Belfast HSC Trust		South Eastern HSC Trust		Northern HSC Trust		Southern HSC Trust		Western HSC Trust		Northern Ireland		% Change since last quarter
	Jun-08	Mar-08	Jun-08	Mar-08	Jun-08	Mar-08	Jun-08	Mar-08	Jun-08	Mar-08	Jun-08	Mar-08	
All Patients Assessed													
All Patients Assessed	1,161	1,083	858	942	493	492	766	585	355	291	3,633	3,393	7%
All Adults Assessed for a Digital Hearing Aid	1,105	1,023	858	940	489	488	752	569	346	286	3,550	3,306	7%
All Children Assessed for a Digital Hearing Aid	56	60	0	2	4	4	14	16	9	5	83	87	-5%
New Patients Assessed													
New Patients Assessed	648	626	707	754	395	403	452	312	271	204	2,473	2,299	8%
Adult Patients Assessed as Suitable for a Digital Hearing Aid	614	602	703	751	350	384	406	280	261	199	2,334	2,216	5%
Child Patients Assessed as Suitable for a Digital Hearing Aid	14	9	0	0	4	4	6	5	7	5	31	23	35%
Adult Patients Assessed as Unsuitable for a Digital Hearing Aid	20	15	4	3	41	15	39	27	3	0	107	60	78%
Child Patients Assessed as Unsuitable for a Digital Hearing Aid	0	0	0	0	0	0	1	0	0	0	1	0	-
Total Adult Patients Assessed for a Digital Hearing Aid	634	617	707	754	391	399	445	307	264	199	2,441	2,276	7%
Total Child Patients Assessed for a Digital Hearing Aid	14	9	0	0	4	4	7	5	7	5	32	23	39%
Existing Patients Assessed¹													
Existing Patients Assessed¹	513	457	151	188	98	89	314	273	84	87	1,160	1,094	6%
Adult Patients Assessed as Suitable for a Digital Hearing Aid	471	406	151	186	98	89	307	262	82	87	1,109	1,030	8%
Child Patients Assessed as Suitable for a Digital Hearing Aid	42	51	0	2	0	0	7	11	2	0	51	64	-20%

Source: AUD1 Survey

¹ During the quarter ending 30 June 2008, the Southern HSC Trust (Craigavon Area Hospital) had an additional 18 existing adult patients assessed as unsuitable for a digital hearing aid.

Table B.1: Number of Aids Issued during Quarter, by Expenditure on these Aids

	numbers												percentage
	Belfast HSC Trust		South Eastern HSC Trust		Northern HSC Trust		Southern HSC Trust		Western HSC Trust		Northern Ireland		% Change since last quarter
	Jun-08	Mar-08	Jun-08	Mar-08	Jun-08	Mar-08	Jun-08	Mar-08	Jun-08	Mar-08	Jun-08	Mar-08	
All Aids Issued													
Total Number of Aids Issued	1,248	1,083	909	1,109	1,135	1,049	1,003	962	716	664	5,011	4,867	3%
Adults receiving Digital Hearing Aids	1,177	1,003	906	1,097	1,105	1,020	968	917	674	621	4,830	4,658	4%
Adults receiving Analogue Hearing Aids	14	19	3	10	5	7	4	7	19	27	45	70	-36%
Children receiving Digital Hearing Aids	57	61	0	2	25	22	31	38	22	14	135	137	-1%
Children receiving Analogue Hearing Aids	0	0	0	0	0	0	0	0	1	2	1	2	-50%
Total Cost of Aids Issued													
Total Cost of Aids Issued during Quarter (,000's)	£79.1	£68.5	£54.3	£72.7	£80.9	£75.5	£56.1	£53.1	£46.0	£38.4	£316.4	£308.2	-
Cost for Adult Digital Hearing Aids (,000's)	£74.7	£63.6	£54.2	£72.0	£76.2	£71.5	£53.9	£50.4	£43.4	£35.9	£302.4	£293.4	-
Cost for Adult Analogue Hearing Aids (,000's)	£0.6	£0.7	£0.1	£0.5	£0.9	£0.9	£0.2	£0.3	£1.2	£1.5	£2.9	£3.9	-
Cost for Child Digital Hearing Aids (,000's)	£3.9	£4.2	£0.0	£0.2	£3.8	£3.1	£2.0	£2.4	£1.3	£0.8	£10.9	£10.6	-
Cost for Child Analogue Hearing Aids (,000's)	£0.0	£0.0	£0.0	£0.0	£0.0	£0.0	£0.0	£0.0	£0.2	£0.3	£0.2	£0.3	-
Average Cost of Aids Issued													
Average Cost per Aid	£63.4	£63.2	£59.8	£65.6	£71.3	£72.0	£55.9	£55.2	£64.3	£57.8	£63.1	£63.3	-
Average Cost of Adult Digital Hearing Aid	£63.5	£63.4	£59.8	£65.6	£69.0	£70.1	£55.7	£55.0	£64.4	£57.8	£62.6	£63.0	-
Average Cost of Adult Analogue Hearing Aid	£39.3	£37.4	£48.0	£52.0	£179.0	£130.0	£37.8	£41.0	£61.7	£53.8	£64.7	£55.4	-
Average Cost of Child Digital Hearing Aid	£67.6	£68.6	£0.0	£85.0	£150.0	£140.0	£64.4	£62.4	£59.7	£54.2	£80.8	£77.1	-
Average Cost of Child Analogue Hearing Aid	£0.0	£0.0	£0.0	£0.0	£0.0	£0.0	£0.0	£0.0	£157.0	£157.0	£157.0	£157.0	-

Source: AUD1 Survey

Table C.1: Completed Waits for Hearing Aid Assessments and Re-Assessments during Quarter ending 30 June 2008¹

	numbers												percentage
	Belfast HSC Trust		Northern HSC Trust		South Eastern HSC Trust		Southern HSC Trust		Western HSC Trust		Northern Ireland		% Change since last quarter
	Jun-08	Mar-08	Jun-08	Mar-08	Jun-08	Mar-08	Jun-08	Mar-08	Jun-08	Mar-08	Jun-08	Mar-08	
All Completed Waits	1,152	986	478	1,049	906	1,099	636	599	289	279	3,461	4,012	-14%
Less than 3 months	1,134	917	478	1,049	906	1,046	624	444	289	279	3,431	3,735	-8%
3 to 6 months	18	69	0	0	0	53	12	153	0	0	30	275	-89%
6 to 12 months	0	0	0	0	0	0	0	2	0	0	0	2	-100%
12 months or more	0	0	0	0	0	0	0	0	0	0	0	0	-
Completed Waits for Children	56	61	28	22	0	2	16	28	5	2	105	115	-9%
Less than 3 months	56	61	28	22	0	2	16	28	5	2	105	115	-9%
3 to 6 months	0	0	0	0	0	0	0	0	0	0	0	0	-
6 to 12 months	0	0	0	0	0	0	0	0	0	0	0	0	-
12 months or more	0	0	0	0	0	0	0	0	0	0	0	0	-
Completed Waits for Adults	1,096	925	450	1,027	906	1,097	620	571	284	277	3,356	3,897	-14%
Less than 3 months	1,078	856	450	1,027	906	1,044	608	416	284	277	3,326	3,620	-8%
3 to 6 months	18	69	0	0	0	53	12	153	0	0	30	275	-89%
6 to 12 months	0	0	0	0	0	0	0	2	0	0	0	2	-100%
12 months or more	0	0	0	0	0	0	0	0	0	0	0	0	-

Source: AUD1 Survey

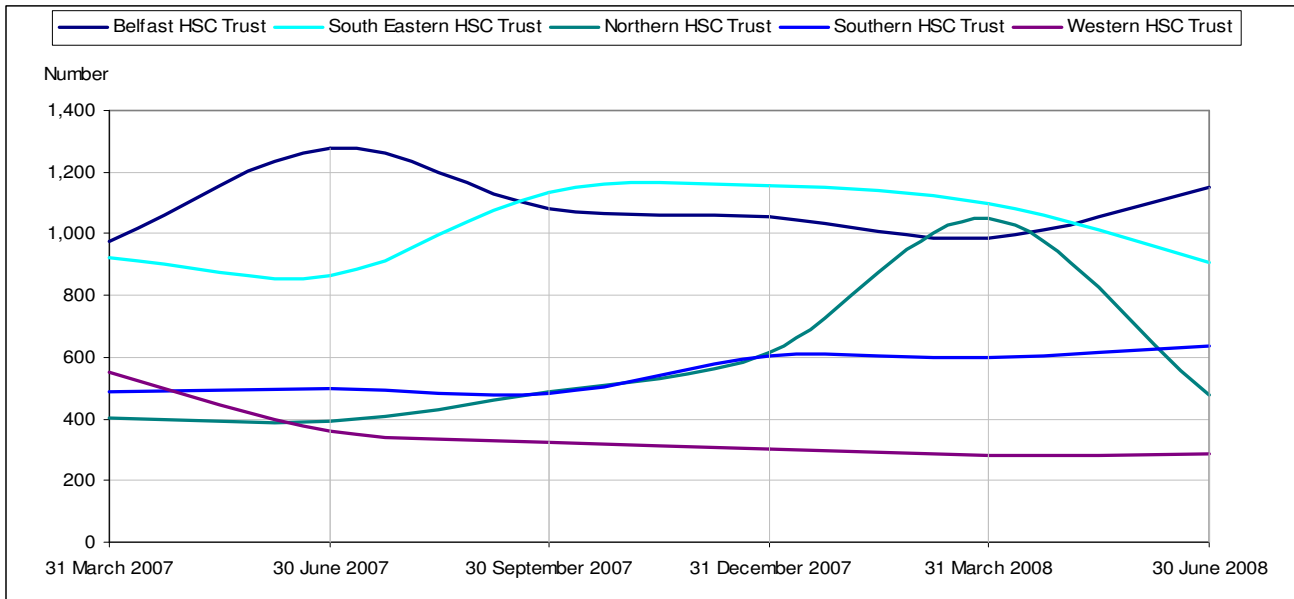
Table C.2: HSC Trust Analysis of Completed Waits for Hearing Aid Assessments and Re-Assessments during Quarter ending 30 June 2008¹

	numbers											
	Belfast HSC Trust		Northern HSC Trust		South Eastern HSC Trust		Southern HSC Trust		Western HSC Trust		Northern Ireland	
	Number	%	Number	%	Number	%	Number	%	Number	%	Number	%
All Completed Waits	1,152	100	478	100	906	100	636	100	289	100	3,461	100
Less than 3 months	1,134	98	478	100	906	100	624	98	289	100	3,431	99
3 to 6 months	18	2	0	0	0	0	12	2	0	0	30	1
6 to 12 months	0	0	0	0	0	0	0	0	0	0	0	0
12 months or more	0	0	0	0	0	0	0	0	0	0	0	0
Completed Waits for Children	56	100	28	100	0	-	16	100	5	100	105	100
Less than 3 months	56	100	28	100	0	-	16	100	5	100	105	100
3 to 6 months	0	-	0	-	0	-	0	-	0	-	0	-
6 to 12 months	0	-	0	-	0	-	0	-	0	-	0	-
12 months or more	0	-	0	-	0	-	0	-	0	-	0	-
Completed Waits for Adults	1,096	100	450	100	906	100	620	100	284	100	3,356	100
Less than 3 months	1,078	98	450	100	906	100	608	98	284	100	3,326	99
3 to 6 months	18	2	0	0	0	0	12	2	0	0	30	1
6 to 12 months	0	0	0	0	0	0	0	0	0	0	0	0
12 months or more	0	0	0	0	0	0	0	0	0	0	0	0

Source: AUD1 Survey

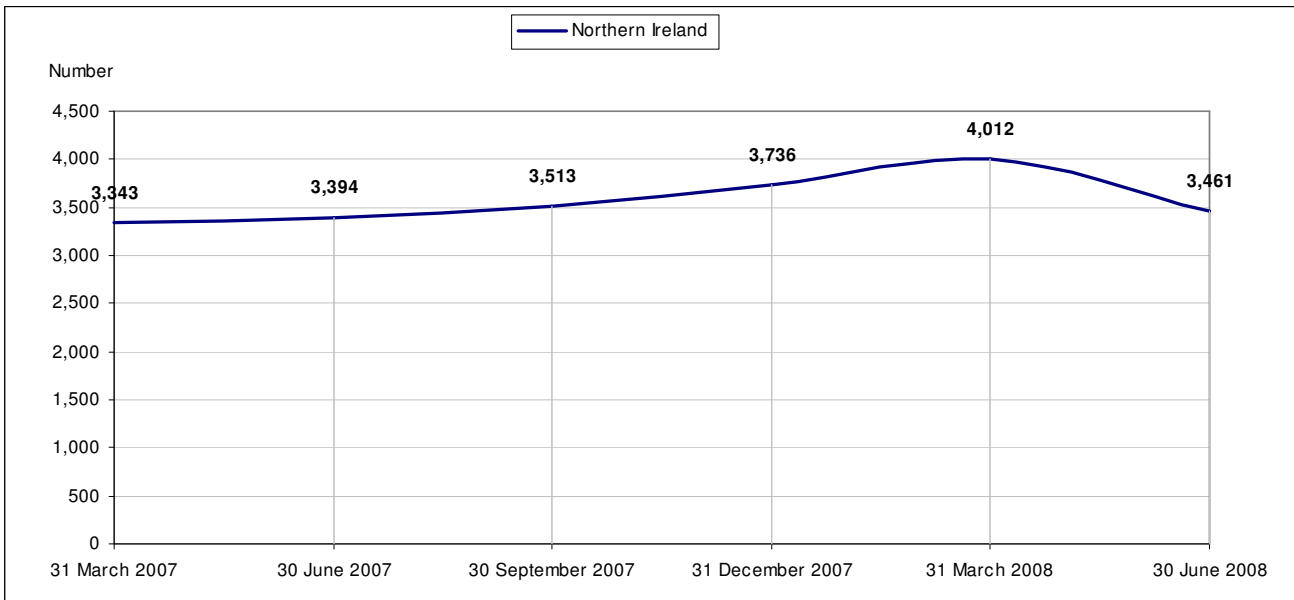
¹ Completed waiting times for hearing aid assessment / re-assessments are counted from the date the referral is received by the Audiology Department until the aid is fitted.

Figure 1: Completed Waits for Hearing Aid Assessments and Re-Assessments by HSC Trust (31 March 2007 - 30 June 2008)



Source: AUD1 Survey

Figure 2: Completed Waits for Hearing Aid Assessments and Re-Assessments in Northern Ireland (31 March 2007 - 30 June 2008)



Source: AUD1 Survey

Table C.3: Incomplete Waits for a Hearing Aid Assessment/ Re-Assessment at 30 June 2008¹

	numbers												percentage
	Belfast HSC Trust		Northern HSC Trust		South Eastern HSC Trust		Southern HSC Trust		Western HSC Trust		Northern Ireland		% Change since last quarter
	Jun-08	Mar-08	Jun-08	Mar-08	Jun-08	Mar-08	Jun-08	Mar-08	Jun-08	Mar-08	Jun-08	Mar-08	
All Incomplete Waits	358	277	46	30	47	101	224	210	93	139	768	757	1%
Less than 3 months	358	273	38	29	47	101	224	204	93	139	760	746	2%
3 to 6 months	0	4	8	1	0	0	0	6	0	0	8	11	-27%
6 to 12 months	0	0	0	0	0	0	0	0	0	0	0	0	-
12 months or more	0	0	0	0	0	0	0	0	0	0	0	0	-
Incomplete Waits for Children	4	11	0	0	1	1	1	2	0	0	6	14	-57%
Less than 3 months	4	11	0	0	1	1	1	2	0	0	6	14	-57%
3 to 6 months	0	0	0	0	0	0	0	0	0	0	0	0	-
6 to 12 months	0	0	0	0	0	0	0	0	0	0	0	0	-
12 months or more	0	0	0	0	0	0	0	0	0	0	0	0	-
Incomplete Waits for Adults	354	266	46	30	46	100	223	208	93	139	762	743	3%
Less than 3 months	354	262	38	29	46	100	223	202	93	139	754	732	3%
3 to 6 months	0	4	8	1	0	0	0	6	0	0	8	11	-27%
6 to 12 months	0	0	0	0	0	0	0	0	0	0	0	0	-
12 months or more	0	0	0	0	0	0	0	0	0	0	0	0	-

Source: AUD1 Survey

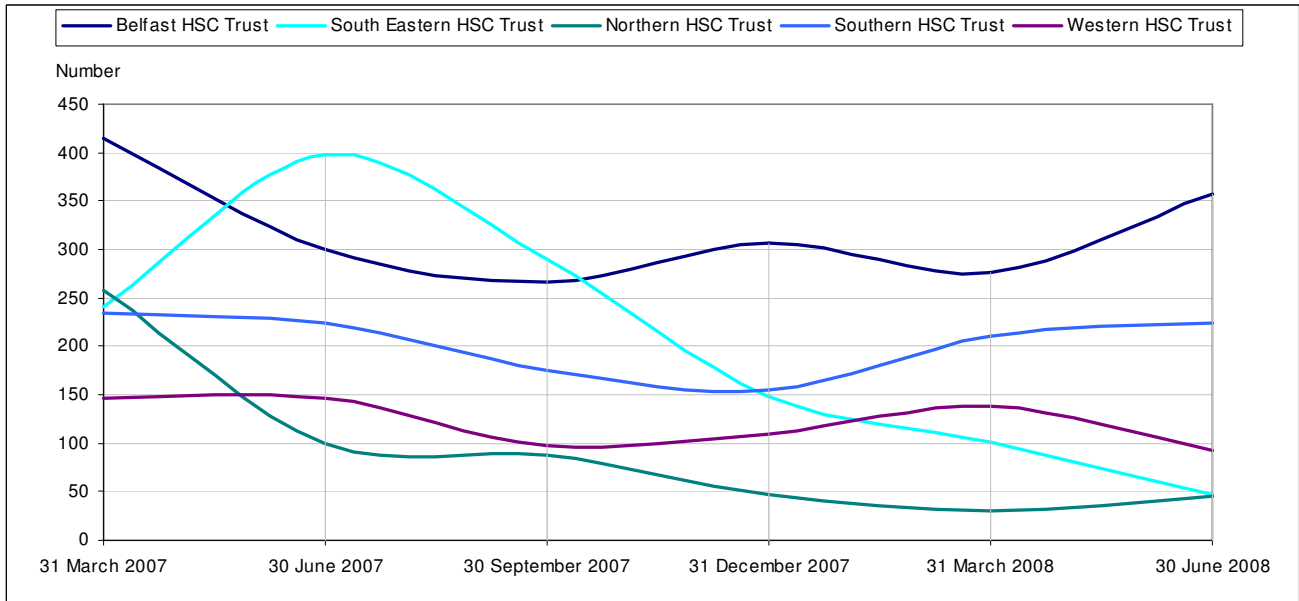
Table C.4: HSC Trust Analysis of Incomplete Waits for a Hearing Aid Assessment/ Re-Assessment at 30 June 2008¹

	numbers											
	Belfast HSC Trust		South Eastern HSC Trust		Northern HSC Trust		Southern HSC Trust		Western HSC Trust		Northern Ireland	
	Number	%	Number	%	Number	%	Number	%	Number	%	Number	%
All Incomplete Waits	358	100	47	100	46	100	224	100	93	100	768	100
Less than 3 months	358	100	47	100	38	83	224	100	93	100	760	99
3 to 6 months	0	0	0	0	8	17	0	0	0	0	8	1
6 to 12 months	0	0	0	0	0	0	0	0	0	0	0	0
12 months or more	0	0	0	0	0	0	0	0	0	0	0	0
Incomplete Waits for Children	4	100	1	100	0	-	1	100	0	-	6	100
Less than 3 months	4	100	1	100	0	-	1	100	0	-	6	100
3 to 6 months	0	-	0	-	0	-	0	-	0	-	0	-
6 to 12 months	0	-	0	-	0	-	0	-	0	-	0	-
12 months or more	0	-	0	-	0	-	0	-	0	-	0	-
Incomplete Waits for Adults	354	100	46	100	46	100	223	100	93	100	762	100
Less than 3 months	354	100	46	100	38	83	223	100	93	100	754	99
3 to 6 months	0	0	0	0	8	17	0	0	0	0	8	1
6 to 12 months	0	0	0	0	0	0	0	0	0	0	0	0
12 months or more	0	0	0	0	0	0	0	0	0	0	0	0

Source: AUD1 Survey

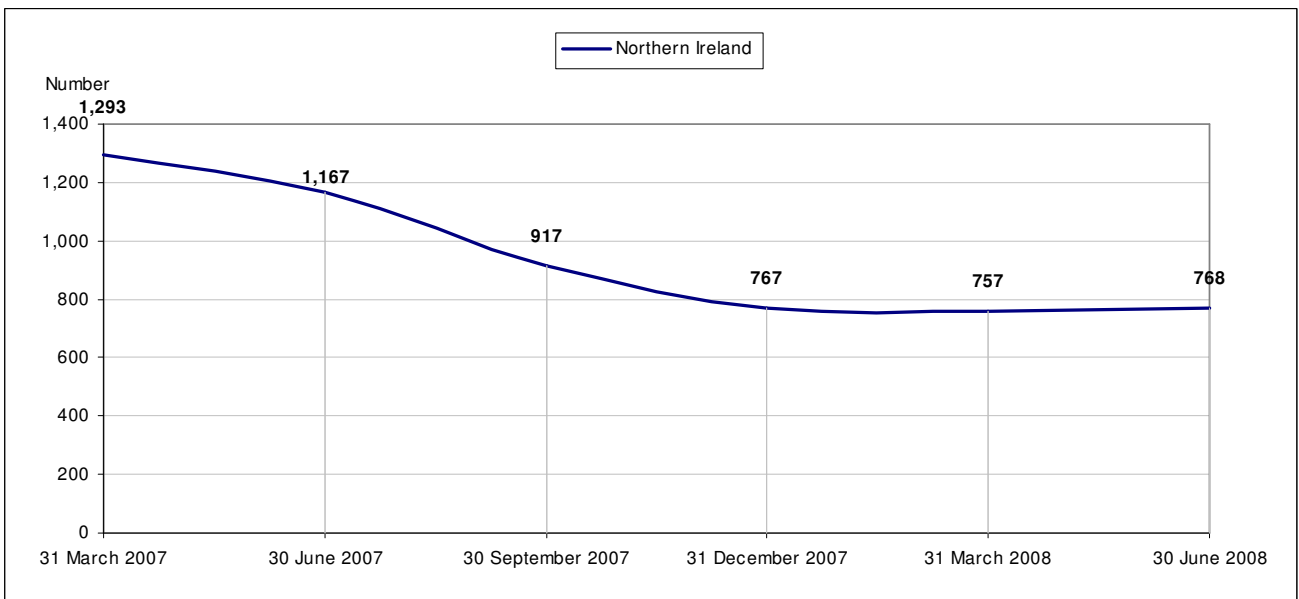
¹ Incomplete waiting times refer to patients who have been referred to the Audiology Department who have not yet been fitted with their aid. Waiting times in this case are counted from the date the referral is received until the end of the quarter.

Figure 3: Incomplete Waits for a Hearing Aid Assessment/ Re-Assessment by HSC Trust (31 March 2007 - 30 June 2008)



Source: AUD1 Survey

Figure 4: Incomplete Waits for a Hearing Aid Assessment/ Re-Assessment in Northern Ireland (31 March 2007 - 30 June 2008)



Source: AUD1 Survey

Appendices

Appendix 1: Patients Fitted with Hearing Aids during Quarter, by Type of Aid, Patient Type and HSS Board¹

	numbers										percentage % Change since last quarter
	EHSSB		NHSSB		SHSSB		WHSSB		Northern Ireland		
	Jun-08	Mar-08	Jun-08	Mar-08	Jun-08	Mar-08	Jun-08	Mar-08	Jun-08	Mar-08	
Total Patients Fitted with a Hearing Aid During the Quarter											
All Patients Fitted	1,896	1,826	459	482	411	447	299	308	3,065	3,063	0%
Digital Hearing Aid	1,879	1,797	454	475	407	440	279	279	3,019	2,991	1%
Analogue Hearing Aid	17	29	5	7	4	7	20	29	46	72	-36%
Child Patients Fitted	56	61	4	4	9	12	6	4	75	81	-7%
Digital Hearing Aid	56	61	4	4	9	12	5	2	74	79	-6%
Analogue Hearing Aid	0	0	0	0	0	0	1	2	1	2	-50%
Adult Patients Fitted	1,840	1,765	455	478	402	435	293	304	2,990	2,982	0%
Digital Hearing Aid	1,823	1,736	450	471	398	428	274	277	2,945	2,912	1%
Analogue Hearing Aid	17	29	5	7	4	7	19	27	45	70	-36%
New Patients Fitted with a Hearing Aid											
New Patients Fitted	1,237	1,185	414	442	302	317	239	239	2,192	2,183	0%
Digital Hearing Aid	1,237	1,185	414	442	302	317	239	239	2,192	2,183	0%
Analogue Hearing Aid	0	0	0	0	0	0	0	0	0	0	-
New Child Patients Fitted	14	10	4	4	7	6	4	2	29	22	32%
Digital Hearing Aid	14	10	4	4	7	6	4	2	29	22	32%
Analogue Hearing Aid	0	0	0	0	0	0	0	0	0	0	-
New Adult Patients Fitted	1,223	1,175	410	438	295	311	235	237	2,163	2,161	0%
Digital Hearing Aid	1,223	1,175	410	438	295	311	235	237	2,163	2,161	0%
Analogue Hearing Aid	0	0	0	0	0	0	0	0	0	0	-
Existing Patients Fitted with a Hearing Aid											
Existing Patients Fitted	659	641	45	40	109	130	60	69	873	880	-1%
Digital Hearing Aid	642	612	40	33	105	123	40	40	827	808	2%
Analogue Hearing Aid	17	29	5	7	4	7	20	29	46	72	-36%
Existing Child Patients Fitted	42	51	0	0	2	6	2	2	46	59	-22%
Digital Hearing Aid	42	51	0	0	2	6	1	0	45	57	-21%
Analogue Hearing Aid	0	0	0	0	0	0	1	2	1	2	-50%
Existing Adult Patients Fitted	617	590	45	40	107	124	58	67	827	821	1%
Digital Hearing Aid	600	561	40	33	103	117	39	40	782	751	4%
Analogue Hearing Aid	17	29	5	7	4	7	19	27	45	70	-36%
Patients Fitted with Digital Hearing Aid Replacements¹											
Patients Issued with Replacements¹	751	692	679	567	307	333	435	356	2,172	1,948	11%
Child Patients Fitted with Digital Hearing Aid Replacements	42	53	24	18	20	20	17	12	103	103	0%
Adult Patients Fitted with Digital Hearing Aid Replacements	709	639	655	549	287	313	418	344	2,069	1,845	12%

Source: AUD1 Survey

¹ Digital hearing aid replacements are only issued to existing clients who have already been fitted with a digital hearing aid. Please note that these should not be added to the total digital hearing aids and analogue hearing aids issued to the client.

Appendix 2: Patients Assessed for a Hearing Aid during Quarter, by Type of Aid, Patient Type, Outcome of Assessment and HSS Board¹

	numbers										percentage
	EHSSB		NHSSB		SHSSB		WHSSB		Northern Ireland		% Change since last quarter
	Jun-08	Mar-08	Jun-08	Mar-08	Jun-08	Mar-08	Jun-08	Mar-08	Jun-08	Mar-08	
All Patients Assessed											
All Patients Assessed	2,019	2,025	493	492	766	585	355	291	3,633	3,393	7%
All Adults Assessed for a Digital Hearing Aid	1,963	1,963	489	488	752	569	346	286	3,550	3,306	7%
All Children Assessed for a Digital Hearing Aid	56	62	4	4	14	16	9	5	83	87	-5%
New Patients Assessed											
New Patients Assessed	1,355	1,380	395	403	452	312	271	204	2,473	2,299	8%
Adult Patients Assessed as Suitable for a Digital Hearing Aid	1,317	1,353	350	384	406	280	261	199	2,334	2,216	5%
Child Patients Assessed as Suitable for a Digital Hearing Aid	14	9	4	4	6	5	7	5	31	23	35%
Adult Patients Assessed as Unsuitable for a Digital Hearing Aid	24	18	41	15	39	27	3	0	107	60	78%
Child Patients Assessed as Unsuitable for a Digital Hearing Aid	0	0	0	0	1	0	0	0	1	0	-
Total Adult Patients Assessed as Suitable for a Digital Hearing Aid	1,341	1,371	391	399	445	307	264	199	2,441	2,276	7%
Total Child Patients Assessed as Suitable for a Digital Hearing Aid	14	9	4	4	7	5	7	5	32	23	39%
Existing Patients Assessed											
Existing Patients Assessed	664	645	98	89	314	273	84	87	1,160	1,094	6%
Adult Patients Assessed as Suitable for a Digital Hearing Aid	622	592	98	89	307	262	82	87	1,109	1,030	8%
Child Patients Assessed as Suitable for a Digital Hearing Aid	42	53	0	0	7	11	2	0	51	64	-20%

Source: AUD1 Survey

¹ During the quarter ending 30 June 2008, SHSSB (Craigavon Area Hospital) had an additional 18 existing adult patients assessed as unsuitable for a digital hearing aid.

Appendix 3: Number of Aids Issued during Quarter, by Expenditure on these Aids and HSS Board

	numbers										percentage
	EHSSB		NHSSB		SHSSB		WHSSB		Northern Ireland		% Change since last quarter
	Jun-08	Mar-08	Jun-08	Mar-08	Jun-08	Mar-08	Jun-08	Mar-08	Jun-08	Mar-08	
All Aids Issued											
Total Number of Aids Issued	2,157	2,192	1,135	1,049	1,003	962	716	664	5,011	4,867	3%
Adults receiving Digital Hearing Aids	2,083	2,100	1,105	1,020	968	917	674	621	4,830	4,658	4%
Adults receiving Analogue Hearing Aids	17	29	5	7	4	7	19	27	45	70	-36%
Children receiving Digital Hearing Aids	57	63	25	22	31	38	22	14	135	137	-1%
Children receiving Analogue Hearing Aids	0	0	0	0	0	0	1	2	1	2	-50%
Total Cost of Aids Issued											
Total Cost of Aids Issued during Quarter (,000's)	£133.4	£141.2	£80.9	£75.5	£56.1	£53.1	£46.0	£38.4	£316.4	£308.2	-
Cost for Adult Digital Hearing Aids (,000's)	£128.9	£135.6	£76.2	£71.5	£53.9	£50.4	£43.4	£35.9	£302.4	£293.4	-
Cost for Adult Analogue Hearing Aids (,000's)	£0.7	£1.2	£0.9	£0.9	£0.2	£0.3	£1.2	£1.5	£2.9	£3.9	-
Cost for Child Digital Hearing Aids (,000's)	£3.9	£4.4	£3.8	£3.1	£2.0	£2.4	£1.3	£0.8	£10.9	£10.6	-
Cost for Child Analogue Hearing Aids (,000's)	£0.0	£0.0	£0.0	£0.0	£0.0	£0.0	£0.2	£0.3	£0.2	£0.3	-
Average Cost of Aids Issued											
Average Cost per Aid	£61.9	£64.4	£71.3	£72.0	£55.9	£55.2	£64.3	£57.8	£63.1	£63.3	-
Average Cost of Adult Digital Hearing Aid	£61.9	£64.6	£69.0	£70.1	£55.7	£55.0	£64.4	£57.8	£62.6	£63.0	-
Average Cost of Adult Analogue Hearing Aid	£40.8	£42.4	£179.0	£130.0	£37.8	£41.0	£61.7	£53.8	£64.7	£55.4	-
Average Cost of Child Digital Hearing Aid	£67.6	£69.1	£150.0	£140.0	£64.4	£62.4	£59.7	£54.2	£80.8	£77.1	-
Average Cost of Child Analogue Hearing Aid	£0.0	£0.0	£0.0	£0.0	£0.0	£0.0	£157.0	£157.0	£157.0	£157.0	-

Source: AUD1 Survey

Appendix 4: Completed Waits for Hearing Aid Assessments and Re-Assessments during Quarter ending 30 June 2008 by HSS Board¹

	numbers										percentage
	EHSSB		NHSSB		SHSSB		WHSSB		Northern Ireland		% Change since last quarter
	Jun-08	Mar-08	Jun-08	Mar-08	Jun-08	Mar-08	Jun-08	Mar-08	Jun-08	Mar-08	
All Completed Waits	2,058	2,085	478	1,049	636	599	289	279	3,461	4,012	-14%
Less than 3 months	2,040	1,963	478	1,049	624	444	289	279	3,431	3,735	-8%
3 to 6 months	18	122	0	0	12	153	0	0	30	275	-89%
6 to 12 months	0	0	0	0	0	2	0	0	0	2	-100%
12 months or more	0	0	0	0	0	0	0	0	0	0	-
Completed Waits for Children	56	63	28	22	16	28	5	2	105	115	-9%
Less than 3 months	56	63	28	22	16	28	5	2	105	115	-9%
3 to 6 months	0	0	0	0	0	0	0	0	0	0	-
6 to 12 months	0	0	0	0	0	0	0	0	0	0	-
12 months or more	0	0	0	0	0	0	0	0	0	0	-
Completed Waits for Adults	2,002	2,022	450	1,027	620	571	284	277	3,356	3,897	-14%
Less than 3 months	1,984	1,900	450	1,027	608	416	284	277	3,326	3,620	-8%
3 to 6 months	18	122	0	0	12	153	0	0	30	275	-89%
6 to 12 months	0	0	0	0	0	2	0	0	0	2	-100%
12 months or more	0	0	0	0	0	0	0	0	0	0	-

Source: AUD1 Survey

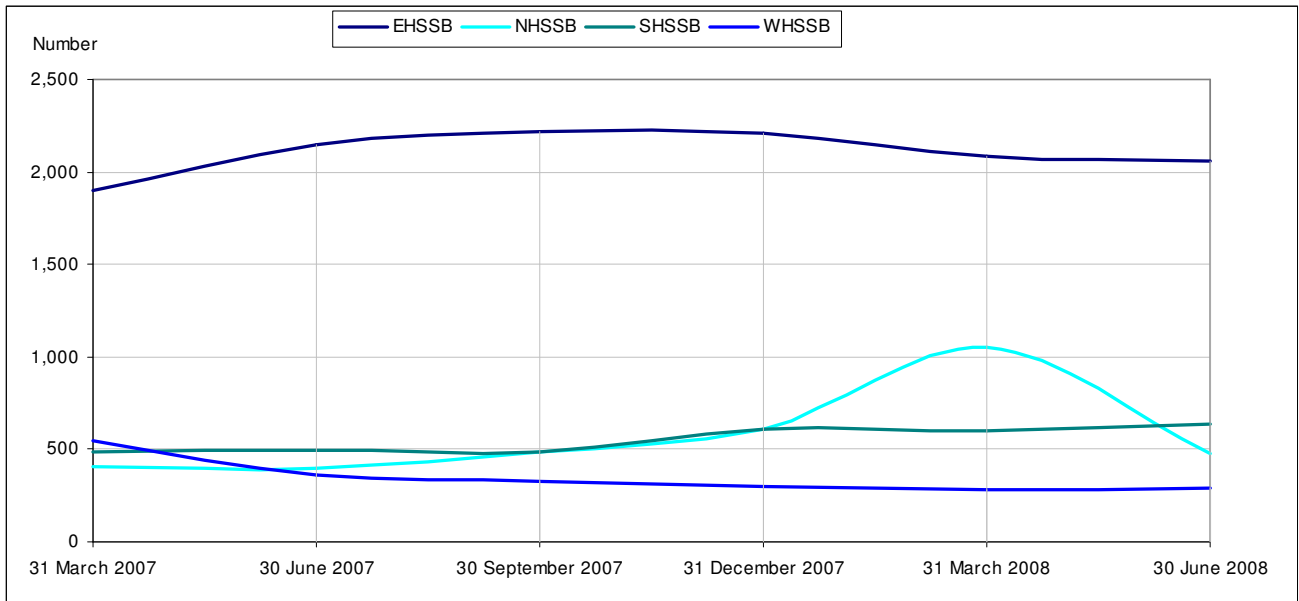
Appendix 5: HSS Board Analysis of Completed Waits for Hearing Aid Assessments and Re-Assessments during Quarter ending 30 June 2008¹

	numbers											
	EHSSB		NHSSB		SHSSB		WHSSB		Northern Ireland			
	Number	%	Number	%	Number	%	Number	%	Number	%		
All Completed Waits	2,058	100	478	100	636	100	289	100	3,461	100	100	100
Less than 3 months	2,040	99	478	100	624	98	289	100	3,431	99	99	99
3 to 6 months	18	1	0	0	12	2	0	0	30	1	1	1
6 to 12 months	0	0	0	0	0	0	0	0	0	0	0	0
12 months or more	0	0	0	0	0	0	0	0	0	0	0	0
Completed Waits for Children	56	100	28	100	16	100	5	100	105	100	100	100
Less than 3 months	56	100	28	100	16	100	5	100	105	100	100	100
3 to 6 months	0	-	0	-	0	-	0	-	0	-	-	-
6 to 12 months	0	-	0	-	0	-	0	-	0	-	-	-
12 months or more	0	-	0	-	0	-	0	-	0	-	-	-
Completed Waits for Adults	2,002	100	450	100	620	100	284	100	3,356	100	100	100
Less than 3 months	1,984	99	450	100	608	98	284	100	3,326	99	99	99
3 to 6 months	18	1	0	0	12	2	0	0	30	1	1	1
6 to 12 months	0	0	0	0	0	0	0	0	0	0	0	0
12 months or more	0	0	0	0	0	0	0	0	0	0	0	0

Source: AUD1 Survey

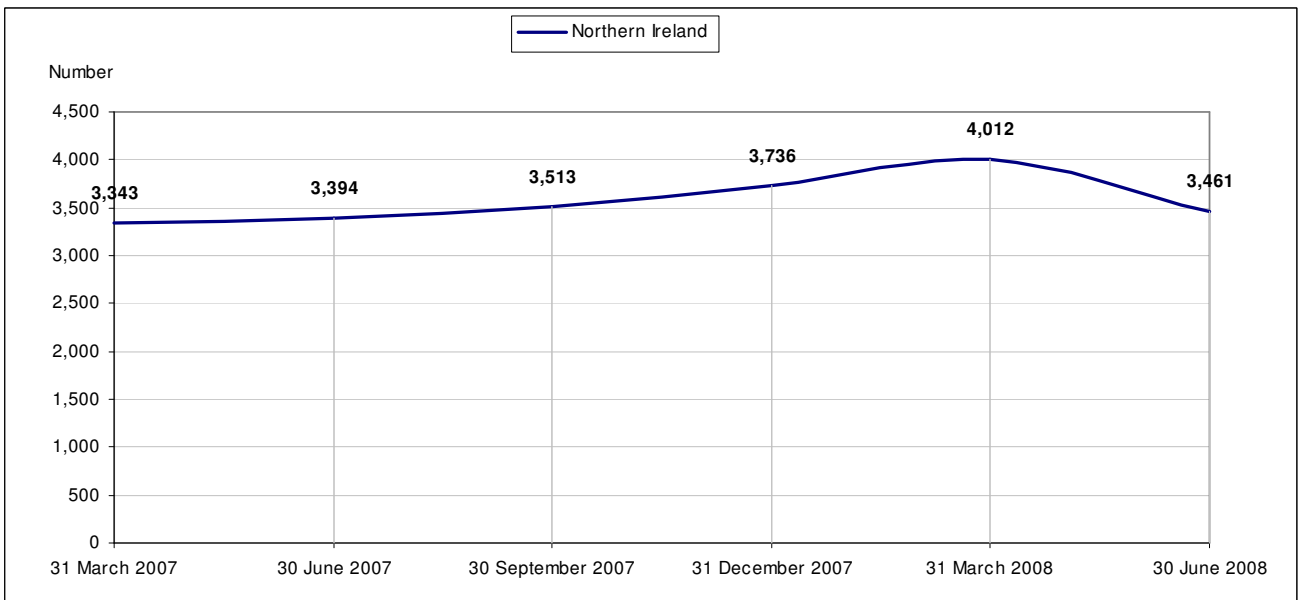
¹ Completed waiting times for hearing aid assessment / re-assessments are counted from the date the referral is received by the Audiology Department until the aid is fitted.

Figure A1: Completed Waits for Hearing Aid Assessments and Re-Assessments by HSS Board (31 March 2007 - 30 June 2008)



Source: AUD1 Survey

Figure A2: Completed Waits for Hearing Aid Assessments and Re-Assessments in Northern Ireland (31 March 2007 - 30 June 2008)



Source: AUD1 Survey

Appendix 6: Incomplete Waits for a Hearing Aid Assessment/ Re-Assessment at 30 June 2008 by HSS Board¹

	numbers										percentage
	EHSSB		NHSSB		SHSSB		WHSSB		Northern Ireland		% Change since last quarter
	Jun-08	Mar-08	Jun-08	Mar-08	Jun-08	Mar-08	Jun-08	Mar-08	Jun-08	Mar-08	
All Incomplete Waits	405	378	46	30	224	210	93	139	768	757	1%
Less than 3 months	405	374	38	29	224	204	93	139	760	746	2%
3 to 6 months	0	4	8	1	0	6	0	0	8	11	-27%
6 to 12 months	0	0	0	0	0	0	0	0	0	0	-
12 months or more	0	0	0	0	0	0	0	0	0	0	-
Incomplete Waits for Children	5	12	0	0	1	2	0	0	6	14	-57%
Less than 3 months	5	12	0	0	1	2	0	0	6	14	-57%
3 to 6 months	0	0	0	0	0	0	0	0	0	0	-
6 to 12 months	0	0	0	0	0	0	0	0	0	0	-
12 months or more	0	0	0	0	0	0	0	0	0	0	-
Incomplete Waits for Adults	400	366	46	30	223	208	93	139	762	743	3%
Less than 3 months	400	362	38	29	223	202	93	139	754	732	3%
3 to 6 months	0	4	8	1	0	6	0	0	8	11	-27%
6 to 12 months	0	0	0	0	0	0	0	0	0	0	-
12 months or more	0	0	0	0	0	0	0	0	0	0	-

Source: AUD1 Survey

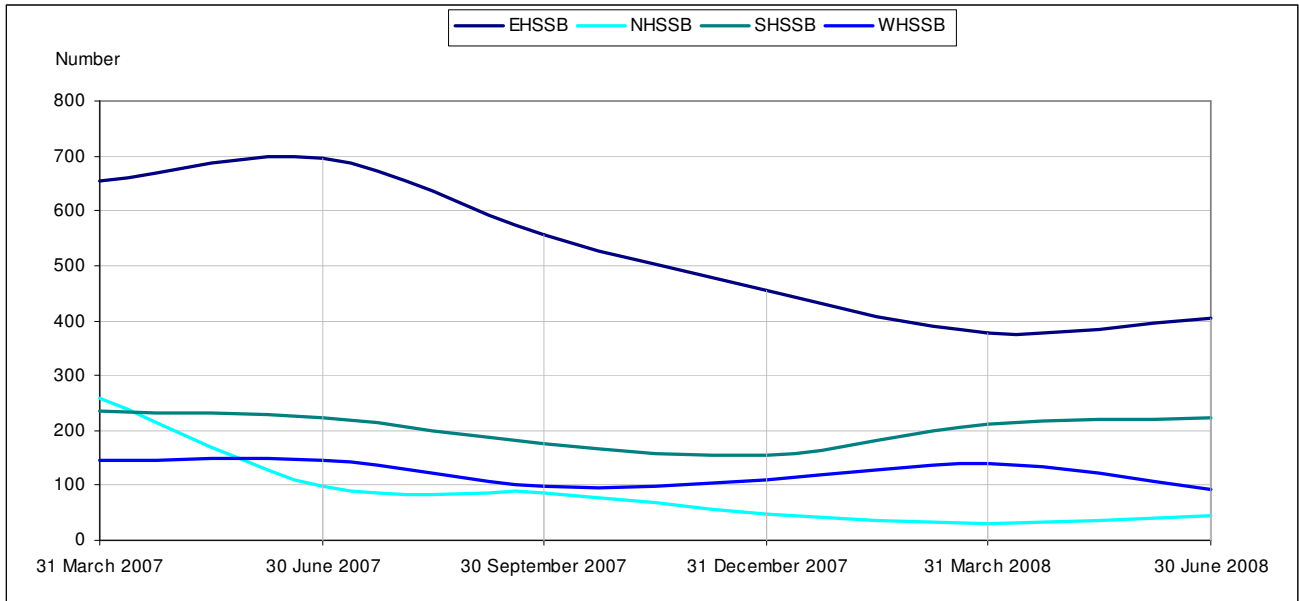
Appendix 7: HSS Board Analysis of Incomplete Waits for a Hearing Aid Assessment / Re-Assessment at 30 June 2008¹

	numbers									
	EHSSB		NHSSB		SHSSB		WHSSB		Northern Ireland	
	Number	%	Number	%	Number	%	Number	%	Number	%
All Incomplete Waits	405	100	46	100	224	100	93	100	768	100
Less than 3 months	405	100	38	83	224	100	93	100	760	99
3 to 6 months	0	0	8	17	0	0	0	0	8	1
6 to 12 months	0	0	0	0	0	0	0	0	0	0
12 months or more	0	0	0	0	0	0	0	0	0	0
Incomplete Waits for Children	5	100	0	-	1	100	0	-	6	100
Less than 3 months	5	100	0	-	1	100	0	-	6	100
3 to 6 months	0	-	0	-	0	-	0	-	0	-
6 to 12 months	0	-	0	-	0	-	0	-	0	-
12 months or more	0	-	0	-	0	-	0	-	0	-
Incomplete Waits for Adults	400	100	46	100	223	100	93	100	762	100
Less than 3 months	400	100	38	83	223	100	93	100	754	99
3 to 6 months	0	0	8	17	0	0	0	0	8	1
6 to 12 months	0	0	0	0	0	0	0	0	0	0
12 months or more	0	0	0	0	0	0	0	0	0	0

Source: AUD1 Survey

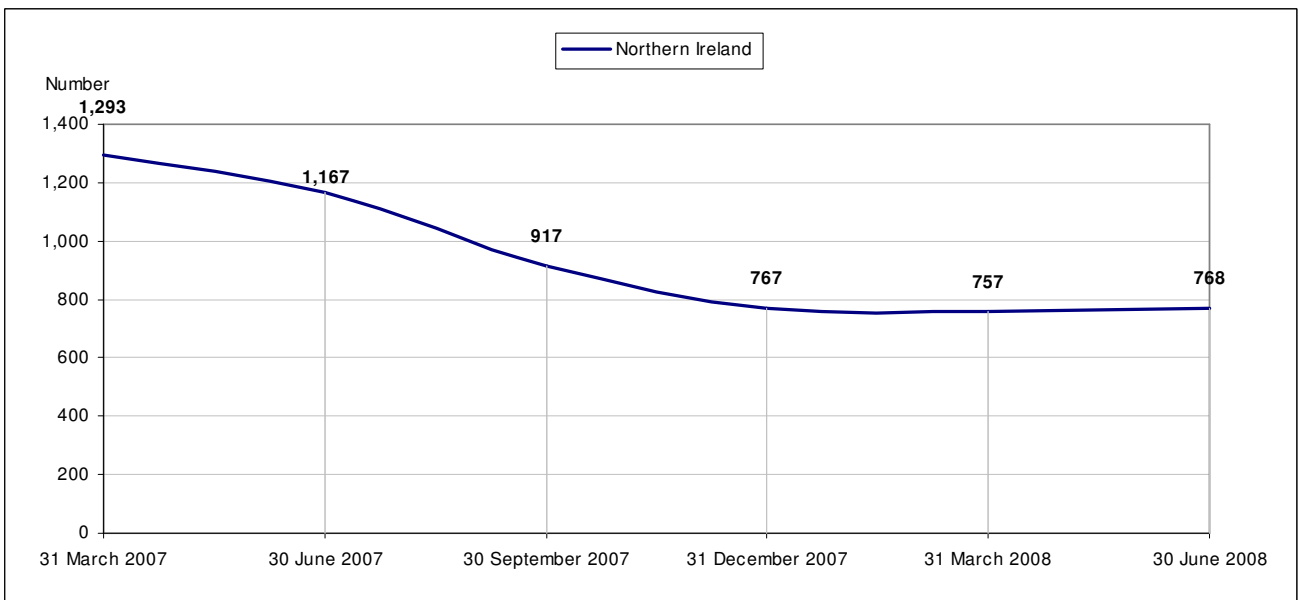
¹ Incomplete waiting times refer to patients who have been referred to the Audiology Department who have not yet been fitted with their aid. Waiting times in this case are counted from the date the referral is received until the end of the quarter.

Figure A3: Incomplete Waits for a Hearing Aid Assessment/ Re-Assessment by HSS Board (31 March 2007 - 30 June 2008)



Source: AUD1 Survey

Figure A4: Incomplete Waits for a Hearing Aid Assessment/ Re-Assessment in Northern Ireland (31 March 2007 - 30 June 2008)




Source: AUD1 Survey

Additional Information

For **further information** on Hearing Aid Assessment/ Re-Assessments carried out in Northern Ireland, please contact:


Karen Bleakley
Community Information Branch
Department of Health, Social Services and Public Safety
Annexe 2
Castle Buildings
Stormont
BT4 3SQ

 028 9052 3299
Fax: 028 9052 3288

Email: Karen.Bleakley@dhsspsni.gov.uk

For **additional copies**, please contact:

Community Information Branch
Department of Health, Social Services and Public Safety
Annexe 2
Castle Buildings
Stormont
BT4 3SQ

 028 9052 2804
Fax: 028 9052 3288

Email: CIB@dhsspsni.gov.uk

Alternatively, this statistical bulletin and other statistical bulletins published by Community Information Branch (CIB) are available to download from the internet at:

Internet address: http://www.dhsspsni.gov.uk/index/stats_research/stats-cib/stats-cib_pubs.htm