

Hearing Aid Assessments and Re-assessments during quarter ending 30 June 2009 - UPDATED

4 December 2009

Theme:

**Hearing aid assessments
and re-assessments in
Northern Ireland**

Issued by

Community Information
Branch, Information &
Analysis Directorate,
Department of Health, Social
Services & Public Safety,
Stormont Estate,
Belfast, BT4 3SQ

Contact Person

Karen Bleakley
(028) 905 23299

Email

cib@dhsspsni.gov.uk

Internet

[http://www.dhsspsni.gov.uk/
index/stats_research/stats-
cib.htm](http://www.dhsspsni.gov.uk/index/stats_research/stats-cib.htm)

This statistical bulletin presents information on hearing aid assessments and re-assessments by audiologists in Northern Ireland for the quarter ending 30 June 2009. Information has been derived from the quarterly collection AUD1 and monitors information on both adults and children fitted and assessed for hearing aids during the quarter, complaints received, and cost of aids issued. In addition, the return monitors complete and incomplete waits for assessment during the quarter and the length of time patients were waiting or had waited following referral to an audiologist (specified time bands).

Key Findings

Patients Fitted:

- 2,808 patients were fitted with a digital hearing aid or analogue hearing aid during the quarter ending 30 June 2009 (2,798 digital hearing aids and 10 analogue hearing aids).
- Of the 2,808 patients fitted with a hearing aid during the quarter, over seven in ten (1,995) were new patients.
- Belfast HSC Trust (1,004) had the highest number of patients fitted with hearing aids during the quarter with 608 in the South Eastern HSC Trust, 504 in the Southern HSC Trust, 404 in the Northern HSC Trust, and 288 in the Western HSC Trust.
- During the quarter, 2,259 existing patients were issued with digital hearing aid replacements or fixes (*To avoid double counting, patients issued with replacement aids/ parts or fixes are not included in the information above*).

Patients Assessed:

- 2,096 new and 1,338 existing patients were assessed for hearing aids during the quarter ending 30 June 2009. Of new patients, 136 adults and 47 children were assessed as unsuitable for a hearing aid.

Cost of Hearing Aids:

- During the quarter ending 30 June 2009, 5,016 hearing aids were issued across the five HSC Trusts at a total cost of £326,755.

Complaints Received:

- Five complaints were reported by Audiology Departments in Northern Ireland during the quarter ending 30 June 2009.

Completed Waiting Times:

- During the quarter ending 30 June 2009, 3,305 patients had their hearing aid assessment/ re-assessment¹ completed. This was 406 (11%) less than the number completed during the previous quarter and 156 (5%) less than the number completed during the same quarter last year.
- Of these 3,305 patients, almost all had been waiting less than 3 months from referral to Audiology Department until the aid was fitted and less than 1% had been waiting 3 to 6 months. This is the second consecutive quarter where less than 1% had been waiting 3 to 6 months.

Incomplete Waiting Times:

- At 30 June 2009, 724 patients were waiting for their hearing aid assessment/ re-assessment² to be completed. This was 389 (35%) less than the number waiting at the end of the previous quarter and 44 (6%) less than the number waiting at the end of the same quarter last year.
- The highest proportion (91%) of these patients were waiting less than 3 months and 9% were waiting for 3 to 6 months. No patient was waiting more than 6 months.

¹ Completed waiting times for hearing aid assessments/ re-assessments are counted from the date the referral is received by the Audiology Department until the aid is fitted.

² Incomplete waiting times refer to patients who have been referred to the Audiology Department who have not yet been fitted with their aid. Waiting times in this case are counted from the date the referral is received until the end of the quarter.

Contents

	Page
Note to Editors	1
Table A.1: Patients Fitted with Hearing Aids during Quarter, by Type of Aid and Patient Type	2
Table A.2: Patients Assessed for a Hearing Aid during Quarter, by Type of Aid, Patient Type and Outcome of Assessment	3
Table B.1: Number of Aids Issued during Quarter, by Expenditure on these Aids	4
Table C.1: Completed Waits for Hearing Aid Assessments and Re-Assessments during Quarter ending 30 June 2009	5
Table C.2: HSC Trust Analysis of Completed Waits for Hearing Aid Assessments and Re-Assessments during Quarter ending 30 June 2009	5
Figure 1: Completed Waits for Hearing Aid Assessments and Re-Assessments by HSC Trust (31 March 2007 - 30 June 2009)	6
Figure 2: Completed Waits for Hearing Aid Assessments and Re-Assessments in Northern Ireland (31 March 2007 - 30 June 2009)	6
Table C.3: Incomplete Waits for a Hearing Aid Assessment/ Re-Assessment at 30 June 2009	7
Table C.4: HSC Trust Analysis of Incomplete Waits for a Hearing Aid Assessment/ Re-Assessment at 30 June 2009	7
Figure 3: Incomplete Waits for a Hearing Aid Assessment/ Re-Assessment by HSC Trust (31 March 2007 - 30 June 2009)	8
Figure 4: Incomplete Waits for a Hearing Aid Assessment/ Re-Assessment in Northern Ireland (31 March 2007 - 30 June 2009)	8
Appendices: All Tables and Figures by legacy HSS Board	9–15
Additional Information	16

Note to Editors

1. Data is collected on the AUD1 quarterly return, which provides the DHSSPS with aggregate data on children and adults assessed and re-assessed for hearing aids in Northern Ireland.
2. The information presented for the quarter ending 30 June 2009, is based on data reported by 12 audiologists, working in the following former HSS Trusts/ Hospitals; Royal Group of Hospitals, Belfast City Hospital, Mater Hospital, Ulster Community & Hospital, Laganvalley Hospital, Downe Hospital, Causeway/ United Hospitals, Daisy Hill Hospital, Craigavon Area Hospital, Armagh & Dungannon HSS Trust, Altnagelvin Hospital, and Sperrin Lakeland HSS Trust.
3. The information in this bulletin is presented according to HSC Trusts, and is based on the location of the Hospitals/ Trusts, and not where the patient lives, i.e. a patient from Northern HSC Trust may be seen in the Royal but their details will be included in the Belfast HSC Trust.
4. Symbols used:

Symbol	Meaning
-	Figure is suppressed
.	Not applicable

Table A.1: Patients Fitted with Hearing Aids during Quarter, by Type of Aid and Patient Type^{1,2}

	numbers												percentage
	Belfast HSC Trust		Northern HSC Trust		South Eastern HSC Trust		Southern HSC Trust		Western HSC Trust		Northern Ireland		% Change since last quarter
	Jun-09	Mar-09	Jun-09	Mar-09	Jun-09	Mar-09	Jun-09	Mar-09	Jun-09	Mar-09	Jun-09	Mar-09	
Total Patients Fitted with a Hearing Aid During the Quarter													
All Patients Fitted	1,004	1,248	404	477	608	819	504	525	288	303	2,808	3,372	-17%
Digital Hearing Aid	995	1,237	404	473	608	819	504	521	287	293	2,798	3,343	-16%
Analogue Hearing Aid	9	11	0	4	0	0	0	4	1	10	10	29	-66%
Child Patients Fitted	93	84	7	5	10	18	16	13	5	5	131	125	5%
Digital Hearing Aid	93	84	7	5	10	18	16	13	5	5	131	125	5%
Analogue Hearing Aid	0	0	0	0	0	0	0	0	0	0	0	0	-
Adult Patients Fitted	911	1,164	397	472	598	801	488	512	283	298	2,677	3,247	-18%
Digital Hearing Aid	902	1,153	397	468	598	801	488	508	282	288	2,667	3,218	-17%
Analogue Hearing Aid	9	11	0	4	0	0	0	4	1	10	10	29	-66%
New Patients Fitted with a Hearing Aid													
New Patients Fitted	536	576	382	452	435	567	391	390	251	261	1,995	2,246	-11%
Digital Hearing Aid	536	576	382	452	435	567	391	390	251	261	1,995	2,246	-11%
Analogue Hearing Aid	0	0	0	0	0	0	0	0	0	0	0	0	-
New Child Patients Fitted	30	22	7	5	0	0	13	11	5	5	55	43	28%
Digital Hearing Aid	30	22	7	5	0	0	13	11	5	5	55	43	28%
Analogue Hearing Aid	0	0	0	0	0	0	0	0	0	0	0	0	-
New Adult Patients Fitted	506	554	375	447	435	567	378	379	246	256	1,940	2,203	-12%
Digital Hearing Aid	506	554	375	447	435	567	378	379	246	256	1,940	2,203	-12%
Analogue Hearing Aid	0	0	0	0	0	0	0	0	0	0	0	0	-
Existing Patients Fitted with a Hearing Aid													
Existing Patients Fitted	468	672	22	25	173	252	113	135	37	42	813	1,126	-28%
Digital Hearing Aid	459	661	22	21	173	252	113	131	36	32	803	1,097	-27%
Analogue Hearing Aid	9	11	0	4	0	0	0	4	1	10	10	29	-66%
Existing Child Patients Fitted	63	62	0	0	10	18	3	2	0	0	76	82	-7%
Digital Hearing Aid	63	62	0	0	10	18	3	2	0	0	76	82	-7%
Analogue Hearing Aid	0	0	0	0	0	0	0	0	0	0	0	0	-
Existing Adult Patients Fitted	405	610	22	25	163	234	110	133	37	42	737	1,044	-29%
Digital Hearing Aid	396	599	22	21	163	234	110	129	36	32	727	1,015	-28%
Analogue Hearing Aid	9	11	0	4	0	0	0	4	1	10	10	29	-66%
Patients Fitted with Digital Hearing Aid Replacements¹													
Patients Issued with Replacements¹	455	681	635	563	272	239	427	369	470	331	2,259	2,183	3%
Child Patients Fitted with Digital Hearing Aid Replacements	63	1	28	21	11	8	19	16	11	14	132	60	120%
Adult Patients Fitted with Digital Hearing Aid Replacements	392	680	607	542	261	231	408	353	459	317	2,127	2,123	0%

Source: AUD1 Survey

¹ Digital hearing aid replacements are only issued to existing patients who have already been fitted with a digital hearing aid. Please note that these should not be added to the total digital hearing aids and analogue hearing aids issued to the patient.

² The South Eastern HSC Trust are currently reviewing their recording process.

Table A.2: Patients Assessed for a Hearing Aid during Quarter, by Type of Aid, Patient Type and Outcome of Assessment^{1, 2}

	numbers												percentage
	Belfast HSC Trust		Northern HSC Trust		South Eastern HSC Trust		Southern HSC Trust		Western HSC Trust		Northern Ireland		% Change since last quarter
	Jun-09	Mar-09	Jun-09	Mar-09	Jun-09	Mar-09	Jun-09	Mar-09	Jun-09	Mar-09	Jun-09	Mar-09	
All Patients Assessed													
All Patients Assessed	1,011	1,248	442	540	681	870	911	731	291	290	3,336	3,679	-9%
All Adults Assessed for a Digital Hearing Aid	916	1,165	435	535	671	870	847	675	283	280	3,152	3,525	-11%
All Children Assessed for a Digital Hearing Aid	95	83	7	5	10	0	64	56	8	10	184	154	19%
New Patients Assessed													
New Patients Assessed	552	587	381	463	443	572	487	422	233	213	2,096	2,257	-7%
Adult Patients Assessed as Suitable for a Digital Hearing Aid	500	552	339	428	435	567	365	335	215	199	1,854	2,081	-11%
Child Patients Assessed as Suitable for a Digital Hearing Aid	32	21	7	5	0	0	12	7	8	6	59	39	51%
Adult Patients Assessed as Unsuitable for a Digital Hearing Aid	20	14	35	30	8	5	63	40	10	8	136	97	40%
Child Patients Assessed as Unsuitable for a Digital Hearing Aid	0	0	0	0	0	0	47	40	0	0	47	40	18%
Total Adult Patients Assessed for a Digital Hearing Aid	520	566	374	458	443	572	428	375	225	207	1,990	2,178	-9%
Total Child Patients Assessed for a Digital Hearing Aid	32	21	7	5	0	0	59	47	8	6	106	79	34%
Existing Patients Assessed¹													
Existing Patients Assessed¹	459	661	61	77	238	298	424	309	58	77	1,240	1,422	-13%
Adult Patients Assessed as Suitable for a Digital Hearing Aid	396	599	61	77	228	298	419	300	58	73	1,162	1,347	-14%
Child Patients Assessed as Suitable for a Digital Hearing Aid	63	62	0	0	10	0	5	9	0	4	78	75	4%

Source: AUD1 Survey

¹ During the quarter ending 30 June 2009, the South Eastern HSC Trust (Down Lisburn) had an additional 44 existing adult patients assessed as unsuitable for a digital hearing aid and the Southern HSC Trust (Craigavon Area Hospital) had an additional 51 existing adult patients and 3 existing child patients assessed as unsuitable for a digital hearing aid.

² The South Eastern HSC Trust are currently reviewing their recording process.

Table B.1: Number of Aids Issued during Quarter, by Expenditure on these Aids¹

	numbers												percentage
	Belfast HSC Trust		Northern HSC Trust		South Eastern HSC Trust		Southern HSC Trust		Western HSC Trust		Northern Ireland		% Change since last quarter
	Jun-09	Mar-09	Jun-09	Mar-09	Jun-09	Mar-09	Jun-09	Mar-09	Jun-09	Mar-09	Jun-09	Mar-09	
All Aids Issued													
Total Number of Aids Issued	1,180	1,435	1,039	1,040	880	1,058	1,158	1,050	759	640	5,016	5,223	-4%
Adults receiving Digital Hearing Aids	1,078	1,339	1,004	1,010	859	1,032	1,119	1,012	741	605	4,801	4,998	-4%
Adults receiving Analogue Hearing Aids	9	11	0	4	0	0	0	4	1	10	10	29	-66%
Children receiving Digital Hearing Aids	93	85	35	26	21	26	39	34	17	25	205	196	5%
Children receiving Analogue Hearing Aids	0	0	0	0	0	0	0	0	0	0	0	0	-
Total Cost of Aids Issued													
Total Cost of Aids Issued during Quarter (,000's)	£79.4	£94.0	£74.5	£74.3	£55.2	£66.9	£68.3	£61.7	£49.3	£38.0	£326.8	£334.9	-
Cost for Adult Digital Hearing Aids (,000's)	£70.9	£86.5	£69.3	£69.7	£52.3	£63.2	£64.6	£58.9	£48.2	£35.4	£305.3	£313.7	-
Cost for Adult Analogue Hearing Aids (,000's)	£0.3	£0.4	£0.0	£0.7	£0.0	£0.0	£0.0	£0.2	£0.1	£1.2	£0.4	£2.5	-
Cost for Child Digital Hearing Aids (,000's)	£8.2	£7.1	£5.3	£3.9	£2.9	£3.7	£3.7	£2.6	£1.0	£1.4	£21.1	£18.8	-
Cost for Child Analogue Hearing Aids (,000's)	£0.0	£0.0	£0.0	£0.0	£0.0	£0.0	£0.0	£0.0	£0.0	£0.0	£0.0	£0.0	-
Average Cost of Aids Issued													
Average Cost per Aid	£67.3	£65.5	£71.7	£71.4	£62.7	£63.3	£59.0	£58.8	£64.9	£59.3	£65.1	£64.1	-
Average Cost of Adult Digital Hearing Aid	£65.8	£64.6	£69.0	£69.0	£60.9	£61.2	£57.8	£58.2	£65.0	£58.5	£63.6	£62.8	-
Average Cost of Adult Analogue Hearing Aid	£35.0	£33.6	£0.0	£179.0	£0.0	£0.0	£0.0	£50.8	£69.0	£117.8	£38.4	£85.1	-
Average Cost of Child Digital Hearing Aid	£88.4	£83.6	£150.0	£150.0	£140.0	£143.8	£94.8	£77.6	£59.1	£55.8	£103.0	£95.8	-
Average Cost of Child Analogue Hearing Aid	£0.0	£0.0	£0.0	£0.0	£0.0	£0.0	£0.0	£0.0	£0.0	£0.0	-	-	-

Source: AUD1 Survey

¹ The South Eastern HSC Trust are currently reviewing their recording process.

Table C.1: Completed Waits for Hearing Aid Assessments and Re-Assessments during Quarter ending 30 June 2009^{1, 2, 3}

	numbers												% Change since last quarter
	Belfast HSC Trust		Northern HSC Trust		South Eastern HSC Trust		Southern HSC Trust		Western HSC Trust		Northern Ireland		
	Jun-09	Mar-09	Jun-09	Mar-09	Jun-09	Mar-09	Jun-09	Mar-09	Jun-09	Mar-09	Jun-09	Mar-09	
All Completed Waits	1,069	1,322	432	494	880	983	637	619	287	293	3,505	3,711	-11%
Less than 3 months	1,069	1,322	432	494	880	983	628	605	287	293	3,296	3,697	-11%
3 to 6 months	0	0	0	0	0	0	9	14	0	0	9	14	-36%
6 to 12 months	0	0	0	0	0	0	0	0	0	0	0	0	-
12 months or more	0	0	0	0	0	0	0	0	0	0	0	0	-
Completed Waits for Children	93	85	35	26	21	18	23	18	5	5	177	152	16%
Less than 3 months	93	85	35	26	21	18	22	18	5	5	176	152	16%
3 to 6 months	0	0	0	0	0	0	1	0	0	0	1	0	-
6 to 12 months	0	0	0	0	0	0	0	0	0	0	0	0	-
12 months or more	0	0	0	0	0	0	0	0	0	0	0	0	-
Completed Waits for Adults	976	1,237	397	468	859	965	614	601	282	288	3,128	3,559	-12%
Less than 3 months	976	1,237	397	468	859	965	606	587	282	288	3,120	3,545	-12%
3 to 6 months	0	0	0	0	0	0	8	14	0	0	8	14	-43%
6 to 12 months	0	0	0	0	0	0	0	0	0	0	0	0	-
12 months or more	0	0	0	0	0	0	0	0	0	0	0	0	-

Source: AUD1 Survey

Table C.2: HSC Trust Analysis of Completed Waits for Hearing Aid Assessments and Re-Assessments during Quarter ending 30 June 2009^{1, 2, 3}

	numbers											
	Belfast HSC Trust		Northern HSC Trust		South Eastern HSC Trust		Southern HSC Trust		Western HSC Trust		Northern Ireland	
	Number	%	Number	%	Number	%	Number	%	Number	%	Number	%
All Completed Waits	1,069	100	432	100	880	100	637	100	287	100	3,305	100
Less than 3 months	1,069	100	432	100	880	100	628	99	287	100	3,296	100
3 to 6 months	0	0	0	0	0	0	9	1	0	0	9	0
6 to 12 months	0	0	0	0	0	0	0	0	0	0	0	0
12 months or more	0	0	0	0	0	0	0	0	0	0	0	0
Completed Waits for Children	93	100	35	100	21	100	23	100	5	100	177	100
Less than 3 months	93	100	35	100	21	100	22	96	5	100	176	99
3 to 6 months	0	-	0	-	0	-	1	4	0	-	1	1
6 to 12 months	0	-	0	-	0	-	0	-	0	-	0	-
12 months or more	0	-	0	-	0	-	0	-	0	-	0	-
Completed Waits for Adults	976	100	397	100	859	100	614	100	282	100	3,128	100
Less than 3 months	976	100	397	100	859	100	606	99	282	100	3,120	100
3 to 6 months	0	0	0	0	0	0	8	1	0	0	8	0
6 to 12 months	0	0	0	0	0	0	0	0	0	0	0	0
12 months or more	0	0	0	0	0	0	0	0	0	0	0	0

Source: AUD1 Survey

¹ Completed waiting times for hearing aid assessments/ re-assessments are counted from the date the referral is received by the Audiology Department until the aid is fitted.

² Completed waits decreased in the Belfast HSC Trust due to priorities given to government set targets for diagnostics.

³ The South Eastern HSC Trust are currently reviewing their recording process.

Figure 1: Completed Waits for Hearing Aid Assessments and Re-Assessments by HSC Trust (31 March 2007 - 30 June 2009)^{1, 2}

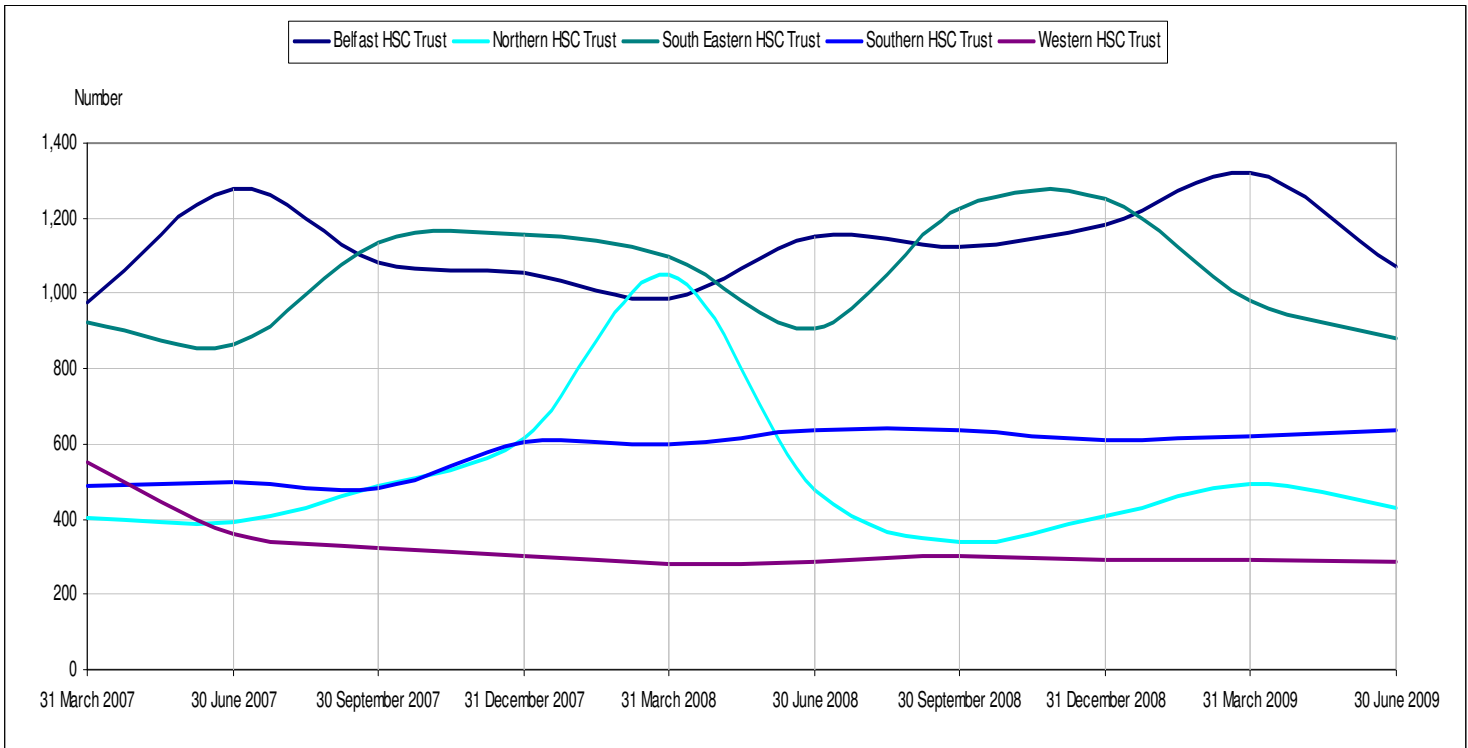
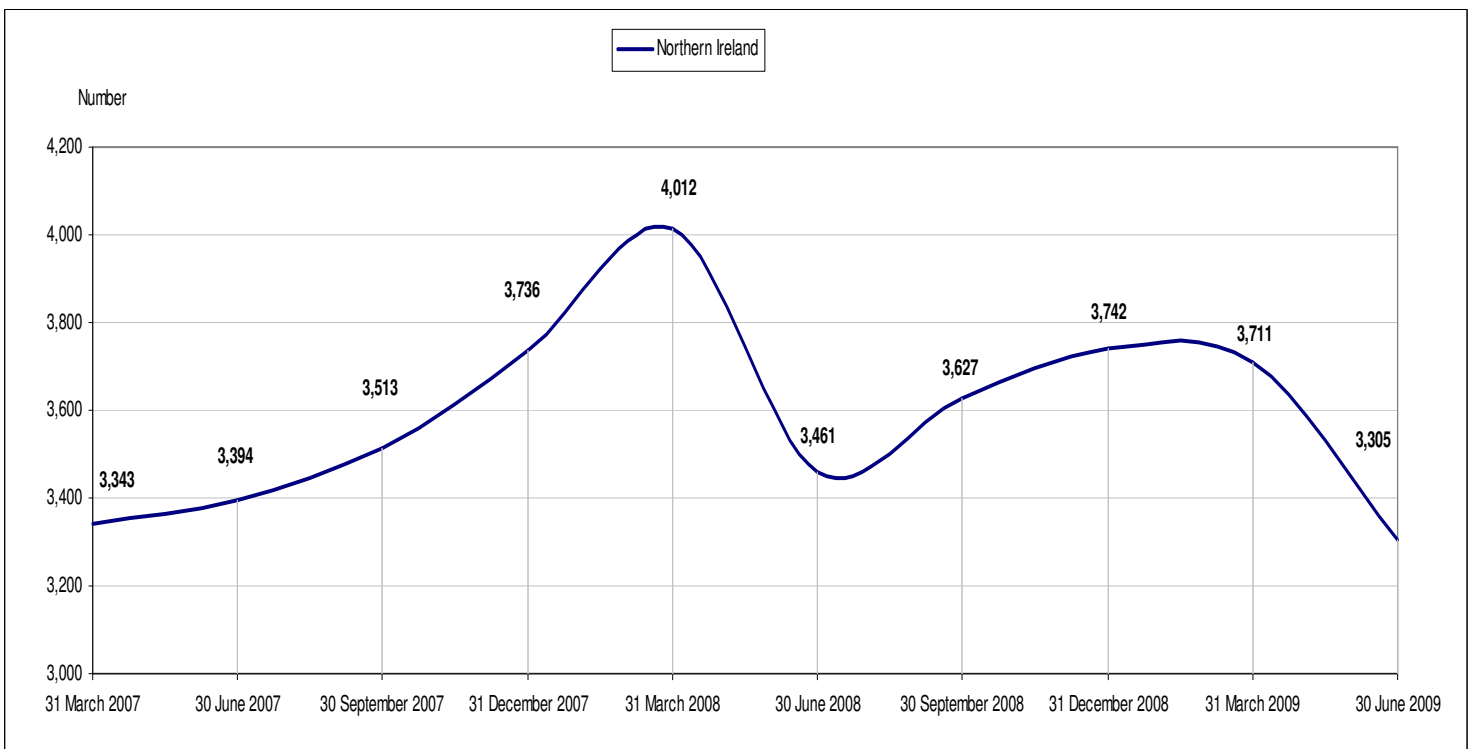


Figure 2: Completed Waits for Hearing Aid Assessments and Re-Assessments in Northern Ireland (31 March 2007 - 30 June 2009)



¹ Completed waits decreased in the Belfast HSC Trust due to priorities given to government set targets for diagnostics.
² The South Eastern HSC Trust are currently reviewing their recording process.

Table C.3: Incomplete Waits for a Hearing Aid Assessment/ Re-Assessment at 30 June 2009^{1,2}

	numbers												percentage
	Belfast HSC Trust		Northern HSC Trust		South Eastern HSC Trust		Southern HSC Trust		Western HSC Trust		Northern Ireland		% Change since last quarter
	Jun-09	Mar-09	Jun-09	Mar-09	Jun-09	Mar-09	Jun-09	Mar-09	Jun-09	Mar-09	Jun-09	Mar-09	
All Incomplete Waits	327	389	87	370	45	42	172	213	93	99	724	1,113	-35%
Less than 3 months	261	305	87	370	45	42	172	212	93	99	658	1,028	-36%
3 to 6 months	66	84	0	0	0	0	0	1	0	0	66	85	-22%
6 to 12 months	0	0	0	0	0	0	0	0	0	0	0	0	-
12 months or more	0	0	0	0	0	0	0	0	0	0	0	0	-
Incomplete Waits for Children	8	1	0	0	1	1	2	0	1	1	12	3	300%
Less than 3 months	8	1	0	0	1	1	2	0	1	1	12	3	300%
3 to 6 months	0	0	0	0	0	0	0	0	0	0	0	0	-
6 to 12 months	0	0	0	0	0	0	0	0	0	0	0	0	-
12 months or more	0	0	0	0	0	0	0	0	0	0	0	0	-
Incomplete Waits for Adults	319	388	87	370	44	41	170	213	92	98	712	1,110	-36%
Less than 3 months	253	304	87	370	44	41	170	212	92	98	646	1,025	-37%
3 to 6 months	66	84	0	0	0	0	0	1	0	0	66	85	-22%
6 to 12 months	0	0	0	0	0	0	0	0	0	0	0	0	-
12 months or more	0	0	0	0	0	0	0	0	0	0	0	0	-

Source: AUD1 Survey

Table C.4: HSC Trust Analysis of Incomplete Waits for a Hearing Aid Assessment/ Re- Assessment at 30 June 2009^{1, 2}

	numbers											
	Belfast HSC Trust		Northern HSC Trust		South Eastern HSC Trust		Southern HSC Trust		Western HSC Trust		Northern Ireland	
	Number	%	Number	%	Number	%	Number	%	Number	%	Number	%
All Incomplete Waits	327	100	87	100	45	100	172	100	93	100	724	100
Less than 3 months	261	80	87	100	45	100	172	100	93	100	658	91
3 to 6 months	66	20	0	0	0	0	0	0	0	0	66	9
6 to 12 months	0	0	0	0	0	0	0	0	0	0	0	0
12 months or more	0	0	0	0	0	0	0	0	0	0	0	0
Incomplete Waits for Children	8	100	0	-	1	100	2	100	1	100	12	100
Less than 3 months	8	100	0	-	1	100	2	100	1	100	12	100
3 to 6 months	0	-	0	-	0	-	0	-	0	-	0	-
6 to 12 months	0	-	0	-	0	-	0	-	0	-	0	-
12 months or more	0	-	0	-	0	-	0	-	0	-	0	-
Incomplete Waits for Adults	319	100	87	100	44	100	170	100	92	100	712	100
Less than 3 months	253	79	87	100	44	100	170	100	92	100	646	91
3 to 6 months	66	21	0	0	0	0	0	0	0	0	66	9
6 to 12 months	0	0	0	0	0	0	0	0	0	0	0	0
12 months or more	0	0	0	0	0	0	0	0	0	0	0	0

Source: AUD1 Survey

¹ Incomplete waiting times refer to patients who have been referred to the Audiology Department who have not yet been fitted with their aid. Waiting times in this case are counted from the date the referral is received until the end of the quarter.

² The South Eastern HSC Trust are currently reviewing their recording process.

Figure 3: Incomplete Waits for a Hearing Aid Assessment/ Re-Assessment by HSC Trust (31 March 2007 - 30 June 2009)¹

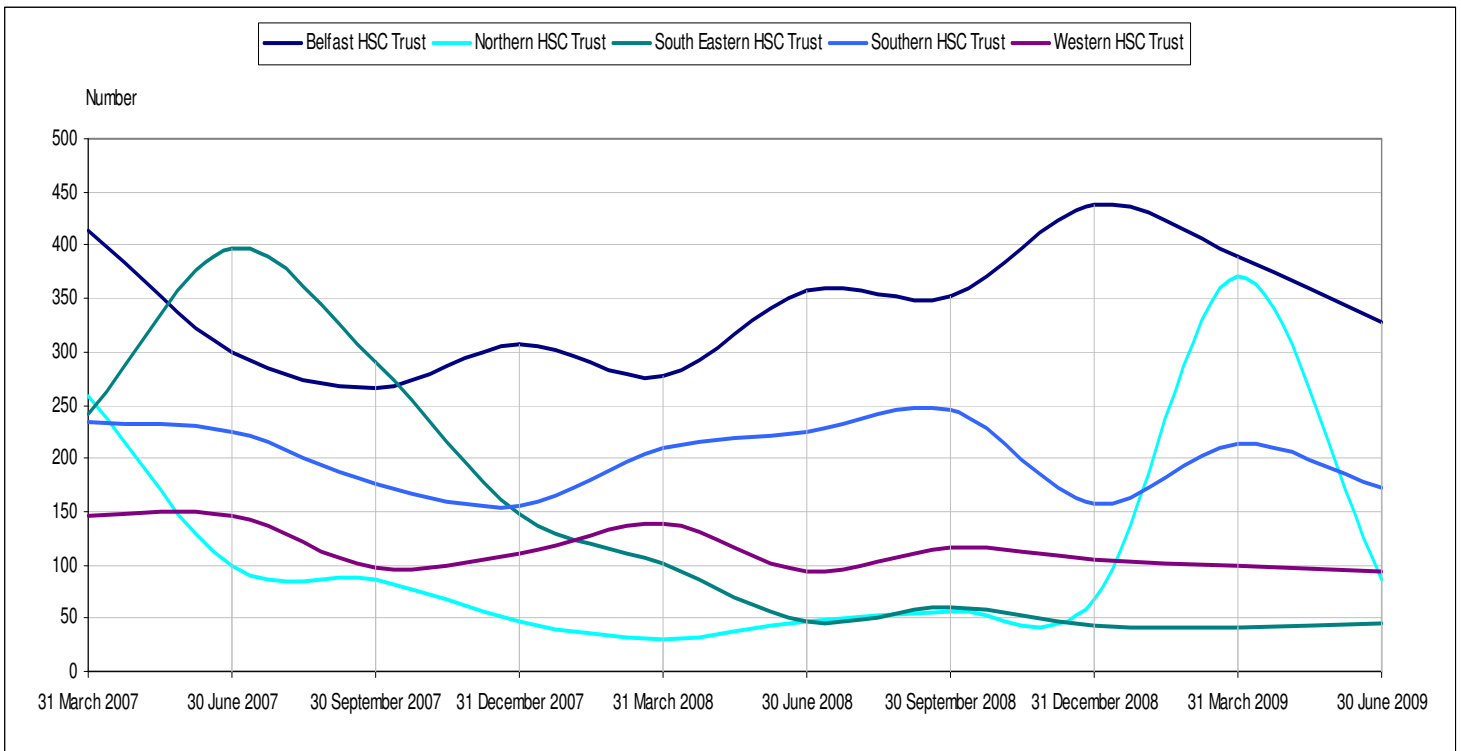
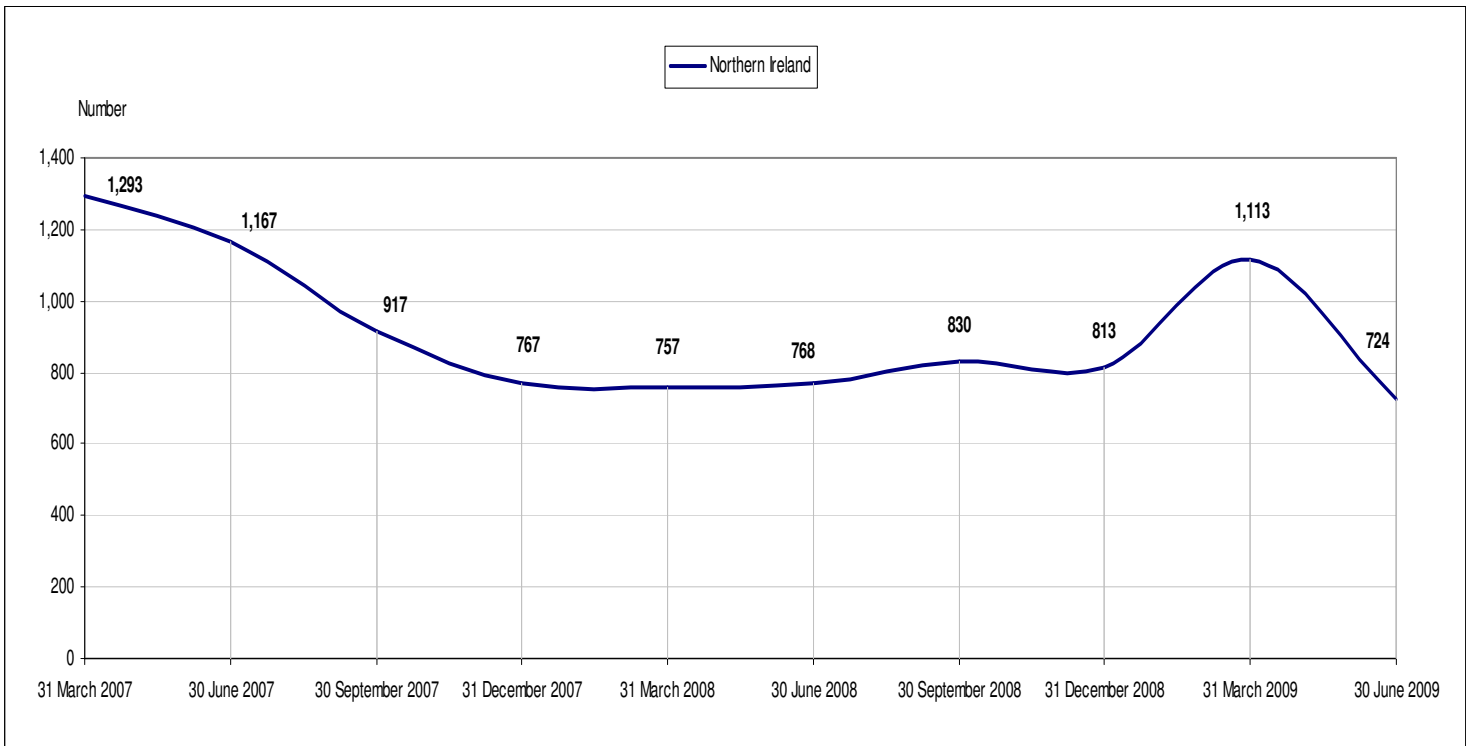


Figure 4: Incomplete Waits for a Hearing Aid Assessment/ Re-Assessment in Northern Ireland (31 March 2007- 30 June 2009)



¹ The South Eastern HSC Trust are currently reviewing their recording process.

Appendices

Appendix 1: Patients Fitted with Hearing Aids during Quarter, by Type of Aid, Patient Type and legacy HSS Board^{1, 2}

	numbers										percentage % Change since last quarter
	EHSSB		NHSSB		SHSSB		WHSSB		Northern Ireland		
	Jun-09	Mar-09	Jun-09	Mar-09	Jun-09	Mar-09	Jun-09	Mar-09	Jun-09	Mar-09	
Total Patients Fitted with a Hearing Aid During the Quarter											
All Patients Fitted	1,612	2,067	404	477	504	525	288	303	2,808	3,372	-17%
Digital Hearing Aid	1,603	2,056	404	473	504	521	287	293	2,798	3,343	-16%
Analogue Hearing Aid	9	11	0	4	0	4	1	10	10	29	-66%
Child Patients Fitted	103	102	7	5	16	13	5	5	131	125	5%
Digital Hearing Aid	103	102	7	5	16	13	5	5	131	125	5%
Analogue Hearing Aid	0	0	0	0	0	0	0	0	0	0	-
Adult Patients Fitted	1,509	1,965	397	472	488	512	283	298	2,677	3,247	-18%
Digital Hearing Aid	1,500	1,954	397	468	488	508	282	288	2,667	3,218	-17%
Analogue Hearing Aid	9	11	0	4	0	4	1	10	10	29	-66%
New Patients Fitted with a Hearing Aid											
New Patients Fitted	971	1,143	382	452	391	390	251	261	1,995	2,246	-11%
Digital Hearing Aid	971	1,143	382	452	391	390	251	261	1,995	2,246	-11%
Analogue Hearing Aid	0	0	0	0	0	0	0	0	0	0	-
New Child Patients Fitted	30	22	7	5	13	11	5	5	55	43	28%
Digital Hearing Aid	30	22	7	5	13	11	5	5	55	43	28%
Analogue Hearing Aid	0	0	0	0	0	0	0	0	0	0	-
New Adult Patients Fitted	941	1,121	375	447	378	379	246	256	1,940	2,203	-12%
Digital Hearing Aid	941	1,121	375	447	378	379	246	256	1,940	2,203	-12%
Analogue Hearing Aid	0	0	0	0	0	0	0	0	0	0	-
Existing Patients Fitted with a Hearing Aid											
Existing Patients Fitted	641	924	22	25	113	135	37	42	813	1,126	-28%
Digital Hearing Aid	632	913	22	21	113	131	36	32	803	1,097	-27%
Analogue Hearing Aid	9	11	0	4	0	4	1	10	10	29	-66%
Existing Child Patients Fitted	73	80	0	0	3	2	0	0	76	82	-7%
Digital Hearing Aid	73	80	0	0	3	2	0	0	76	82	-7%
Analogue Hearing Aid	0	0	0	0	0	0	0	0	0	0	-
Existing Adult Patients Fitted	568	844	22	25	110	133	37	42	737	1,044	-29%
Digital Hearing Aid	559	833	22	21	110	129	36	32	727	1,015	-28%
Analogue Hearing Aid	9	11	0	4	0	4	1	10	10	29	-66%
Patients Fitted with Digital Hearing Aid Replacements¹											
Patients Issued with Replacements¹	727	920	635	563	427	369	470	331	2,259	2,183	3%
Child Patients Fitted with Digital Hearing Aid Replacements	74	9	28	21	19	16	11	14	132	60	120%
Adult Patients Fitted with Digital Hearing Aid Replacements	653	911	607	542	408	353	459	317	2,127	2,123	0%

Source: AUD1 Survey

¹ Digital hearing aid replacements are only issued to existing patients who have already been fitted with a digital hearing aid. Please note that these should not be added to the total digital hearing aids and analogue hearing aids issued to the patient.

² The Eastern HSS Board (South Eastern HSC Trust) are currently reviewing their recording process.

Appendix 2: Patients Assessed for a Hearing Aid during Quarter, by Type of Aid, Patient Type, Outcome of Assessment and legacy HSS Board^{1, 2}

	numbers										percentage	
	EHSSB		NHSSB		SHSSB		WHSSB		Northern Ireland			% Change since last quarter
	Jun-09	Mar-09	Jun-09	Mar-09	Jun-09	Mar-09	Jun-09	Mar-09	Jun-09	Mar-09		
All Patients Assessed												
All Patients Assessed	1,692	2,118	442	540	911	731	291	290	3,336	3,679	-9%	
All Adults Assessed for a Digital Hearing Aid	1,587	2,035	435	535	847	675	283	280	3,152	3,525	-11%	
All Children Assessed for a Digital Hearing Aid	105	83	7	5	64	56	8	10	184	154	19%	
New Patients Assessed												
New Patients Assessed	995	1,159	381	463	487	422	233	213	2,096	2,257	-7%	
Adult Patients Assessed as Suitable for a Digital Hearing Aid	935	1,119	339	428	365	335	215	199	1,854	2,081	-11%	
Child Patients Assessed as Suitable for a Digital Hearing Aid	32	21	7	5	12	7	8	6	59	39	51%	
Adult Patients Assessed as Unsuitable for a Digital Hearing Aid	28	19	35	30	63	40	10	8	136	97	40%	
Child Patients Assessed as Unsuitable for a Digital Hearing Aid	0	0	0	0	47	40	0	0	47	40	18%	
Total Adult Patients Assessed as Suitable for a Digital Hearing Aid	963	1,138	374	458	428	375	225	207	1,990	2,178	-9%	
Total Child Patients Assessed as Suitable for a Digital Hearing Aid	32	21	7	5	59	47	8	6	106	79	34%	
Existing Patients Assessed												
Existing Patients Assessed	697	959	61	77	424	309	58	77	1,240	1,422	-13%	
Adult Patients Assessed as Suitable for a Digital Hearing Aid	624	897	61	77	419	300	58	73	1,162	1,347	-14%	
Child Patients Assessed as Suitable for a Digital Hearing Aid	73	62	0	0	5	9	0	4	78	75	4%	

Source: AUD1 Survey

¹ During the quarter ending 30 June 2009, the Eastern HSS Board (Down Lisburn) has an additional 44 existing adult patients assessed as unsuitable for a digital hearing aid, and the Southern HSS Board (Craigavon Area Hospital) had an additional 51 existing adult patients and 3 existing child patients assessed as unsuitable for a digital hearing aid.

² The Eastern HSS Board (South Eastern HSC Trust) are currently reviewing their recording process.

Appendix 3: Number of Aids Issued during Quarter, by Expenditure on these Aids and legacy HSS Board¹

	numbers										percentage
	EHSSB		NHSSB		SHSSB		WHSSB		Northern Ireland		% Change since last quarter
	Jun-09	Mar-09	Jun-09	Mar-09	Jun-09	Mar-09	Jun-09	Mar-09	Jun-09	Mar-09	
All Aids Issued											
Total Number of Aids Issued	2,060	2,493	1,039	1,040	1,158	1,050	759	640	5,016	5,223	-4%
Adults receiving Digital Hearing Aids	1,937	2,371	1,004	1,010	1,119	1,012	741	605	4,801	4,998	-4%
Adults receiving Analogue Hearing Aids	9	11	0	4	0	4	1	10	10	29	-66%
Children receiving Digital Hearing Aids	114	111	35	26	39	34	17	25	205	196	5%
Children receiving Analogue Hearing Aids	0	0	0	0	0	0	0	0	0	0	-
Total Cost of Aids Issued											
Total Cost of Aids Issued during Quarter (,000's)	£134.6	£160.9	£74.5	£74.3	£68.3	£61.7	£49.3	£38.0	£326.8	£334.9	-
Cost for Adult Digital Hearing Aids (,000's)	£123.2	£149.7	£69.3	£69.7	£64.6	£58.9	£48.2	£35.4	£305.3	£313.7	-
Cost for Adult Analogue Hearing Aids (,000's)	£0.3	£0.4	£0.0	£0.7	£0.0	£0.2	£0.1	£1.2	£0.4	£2.5	-
Cost for Child Digital Hearing Aids (,000's)	£11.2	£10.8	£5.3	£3.9	£3.7	£2.6	£1.0	£1.4	£21.1	£18.8	-
Cost for Child Analogue Hearing Aids (,000's)	£0.0	£0.0	£0.0	£0.0	£0.0	£0.0	£0.0	£0.0	£0.0	£0.0	-
Average Cost of Aids Issued											
Average Cost per Aid	£65.4	£64.5	£71.7	£71.4	£59.0	£58.8	£64.9	£59.3	£65.1	£64.1	-
Average Cost of Adult Digital Hearing Aid	£63.6	£63.1	£69.0	£69.0	£57.8	£58.2	£65.0	£58.5	£63.6	£62.8	-
Average Cost of Adult Analogue Hearing Aid	£35.0	£33.6	£0.0	£179.0	£0.0	£50.8	£69.0	£117.8	£38.4	£85.1	-
Average Cost of Child Digital Hearing Aid	£97.9	£97.7	£150.0	£150.0	£94.8	£77.6	£59.1	£55.8	£103.0	£95.8	-
Average Cost of Child Analogue Hearing Aid	£0.0	£0.0	£0.0	£0.0	£0.0	£0.0	£0.0	£0.0	-	-	-

Source: AUD1 Survey

¹ The Eastern HSS Board (South Eastern HSC Trust) are currently reviewing their recording process.

Appendix 4: Completed Waits for Hearing Aid Assessments and Re-Assessments during Quarter ending 30 June 2009 by legacy HSS Board^{1, 2, 3}

	numbers										percentage
	EHSSB		NHSSB		SHSSB		WHSSB		Northern Ireland		% Change since last quarter
	Jun-09	Mar-09	Jun-09	Mar-09	Jun-09	Mar-09	Jun-09	Mar-09	Jun-09	Mar-09	
All Completed Waits	1,949	2,305	432	494	637	619	287	293	3,305	3,711	-11%
Less than 3 months	1,949	2,305	432	494	628	605	287	293	3,296	3,697	-11%
3 to 6 months	0	0	0	0	9	14	0	0	9	14	-36%
6 to 12 months	0	0	0	0	0	0	0	0	0	0	-
12 months or more	0	0	0	0	0	0	0	0	0	0	-
Completed Waits for Children	114	103	35	26	23	18	5	5	177	152	16%
Less than 3 months	114	103	35	26	22	18	5	5	176	152	16%
3 to 6 months	0	0	0	0	1	0	0	0	1	0	-
6 to 12 months	0	0	0	0	0	0	0	0	0	0	-
12 months or more	0	0	0	0	0	0	0	0	0	0	-
Completed Waits for Adults	1,835	2,202	397	468	614	601	282	288	3,128	3,559	-12%
Less than 3 months	1,835	2,202	397	468	606	587	282	288	3,120	3,545	-12%
3 to 6 months	0	0	0	0	8	14	0	0	8	14	-43%
6 to 12 months	0	0	0	0	0	0	0	0	0	0	-
12 months or more	0	0	0	0	0	0	0	0	0	0	-

Source: AUD1 Survey

Appendix 5: Legacy HSS Board Analysis of Completed Waits for Hearing Aid Assessments and Re-Assessments during Quarter ending 30 June 2009^{1, 2, 3}

	numbers									
	EHSSB		NHSSB		SHSSB		WHSSB		Northern Ireland	
	Number	%	Number	%	Number	%	Number	%	Number	%
All Completed Waits	1,949	100	432	100	637	100	287	100	3,305	100
Less than 3 months	1,949	100	432	100	628	99	287	100	3,296	100
3 to 6 months	0	0	0	0	9	1	0	0	9	0
6 to 12 months	0	0	0	0	0	0	0	0	0	0
12 months or more	0	0	0	0	0	0	0	0	0	0
Completed Waits for Children	114	100	35	100	23	100	5	100	177	100
Less than 3 months	114	100	35	100	22	96	5	100	176	99
3 to 6 months	0	-	0	-	1	4	0	-	1	1
6 to 12 months	0	-	0	-	0	-	0	-	0	-
12 months or more	0	-	0	-	0	-	0	-	0	-
Completed Waits for Adults	1,835	100	397	100	614	100	282	100	3,128	100
Less than 3 months	1,835	100	397	100	606	99	282	100	3,120	100
3 to 6 months	0	0	0	0	8	1	0	0	8	0
6 to 12 months	0	0	0	0	0	0	0	0	0	0
12 months or more	0	0	0	0	0	0	0	0	0	0

Source: AUD1 Survey

¹ Completed waiting times for hearing aid assessments/ re-assessments are counted from the date the referral is received by the Audiology Department until the aid is fitted.

² Completed waits decreased in the Eastern HSS Board (Belfast HSC Trust) due to priorities given to government set targets for diagnostics.

³ The Eastern HSS Board (South Eastern HSC Trust) are currently reviewing their recording process.

Figure A1: Completed Waits for Hearing Aid Assessments and Re-Assessments by legacy HSS Board (31 March 2007 - 30 June 2009)^{1, 2}

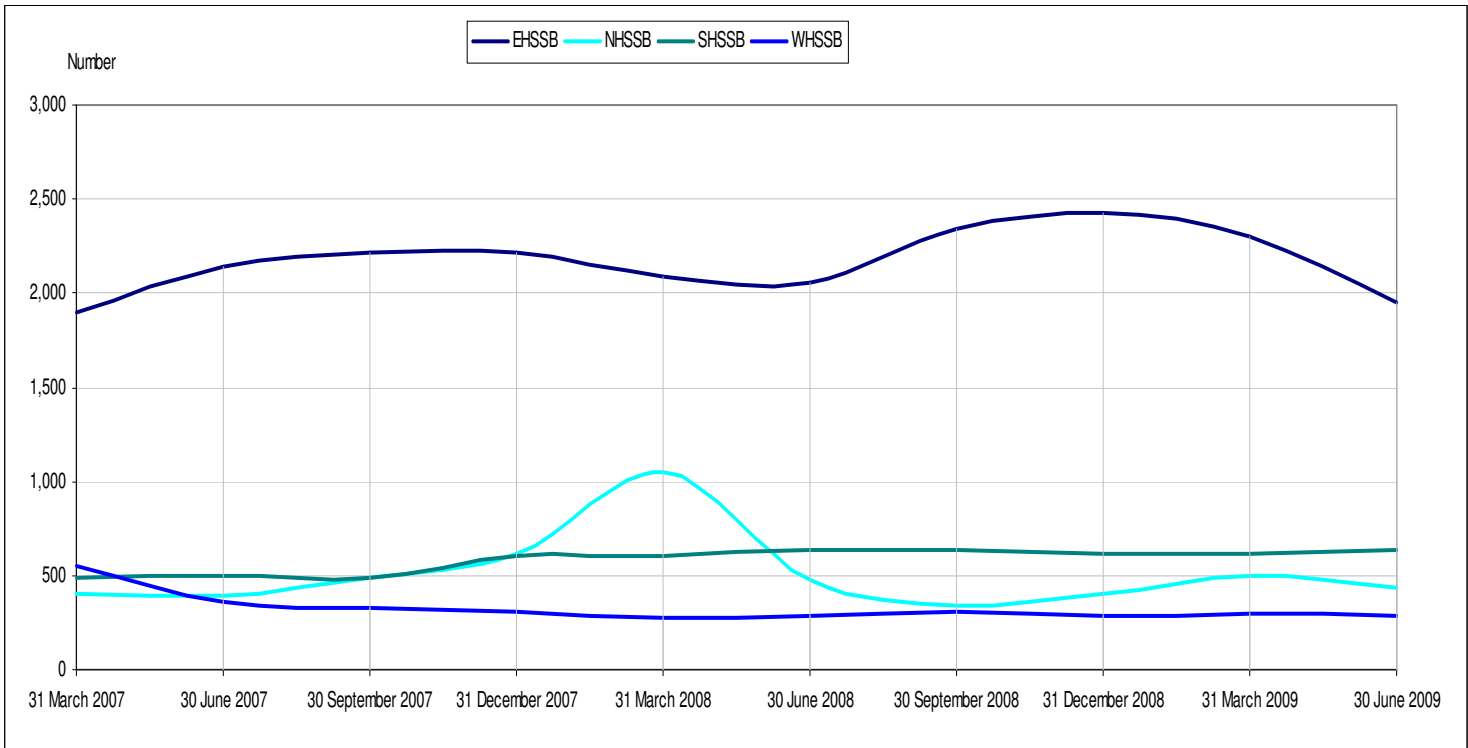
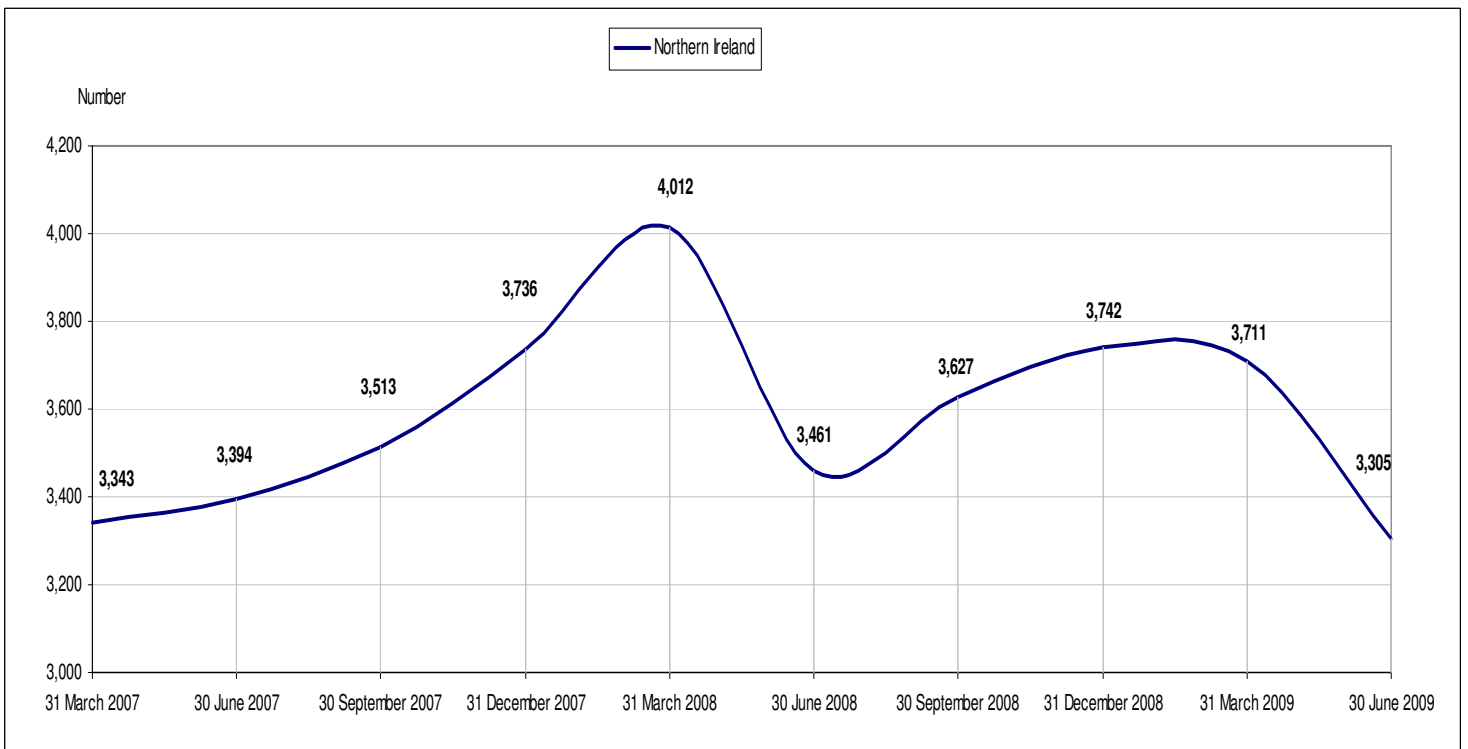


Figure A2: Completed Waits for Hearing Aid Assessments and Re-Assessments in Northern Ireland (31 March 2007 - 30 June 2009)



¹ Completed waits decreased in the Eastern HSS Board (Belfast HSC Trust) due to priorities given to government set targets for diagnostics.

² The Eastern HSS Board (South Eastern HSC Trust) are currently reviewing their recording process.

Appendix 6: Incomplete Waits for a Hearing Aid Assessment/ Re-Assessment at 30 June 2009 by legacy HSS Board^{1, 2}

	numbers										percentage	
	EHSSB		NHSSB		SHSSB		WHSSB		Northern Ireland			% Change since last quarter
	Jun-09	Mar-09	Jun-09	Mar-09	Jun-09	Mar-09	Jun-09	Mar-09	Jun-09	Mar-09		
All Incomplete Waits	372	431	87	370	172	213	93	99	724	1,113	-35%	
Less than 3 months	306	347	87	370	172	212	93	99	658	1,028	-36%	
3 to 6 months	66	84	0	0	0	1	0	0	66	85	-22%	
6 to 12 months	0	0	0	0	0	0	0	0	0	0	-	
12 months or more	0	0	0	0	0	0	0	0	0	0	-	
Incomplete Waits for Children	9	2	0	0	2	0	1	1	12	3	300%	
Less than 3 months	9	2	0	0	2	0	1	1	12	3	300%	
3 to 6 months	0	0	0	0	0	0	0	0	0	0	-	
6 to 12 months	0	0	0	0	0	0	0	0	0	0	-	
12 months or more	0	0	0	0	0	0	0	0	0	0	-	
Incomplete Waits for Adults	363	429	87	370	170	213	92	98	712	1,110	-36%	
Less than 3 months	297	345	87	370	170	212	92	98	646	1,025	-37%	
3 to 6 months	66	84	0	0	0	1	0	0	66	85	-22%	
6 to 12 months	0	0	0	0	0	0	0	0	0	0	-	
12 months or more	0	0	0	0	0	0	0	0	0	0	-	

Source: AUD1 Survey

Appendix 7: Legacy HSS Board Analysis of Incomplete Waits for a Hearing Aid Assessment / Re-Assessment at 30 June 2009^{1, 2}

	numbers									
	EHSSB		NHSSB		SHSSB		WHSSB		Northern Ireland	
	Number	%	Number	%	Number	%	Number	%	Number	%
All Incomplete Waits	372	100	87	100	172	100	93	100	724	100
Less than 3 months	306	82	87	100	172	100	93	100	658	91
3 to 6 months	66	18	0	0	0	0	0	0	66	9
6 to 12 months	0	0	0	0	0	0	0	0	0	0
12 months or more	0	0	0	0	0	0	0	0	0	0
Incomplete Waits for Children	9	100	0	-	2	100	1	100	12	100
Less than 3 months	9	100	0	-	2	100	1	100	12	100
3 to 6 months	0	-	0	-	0	-	0	-	0	-
6 to 12 months	0	-	0	-	0	-	0	-	0	-
12 months or more	0	-	0	-	0	-	0	-	0	-
Incomplete Waits for Adults	363	100	87	100	170	100	92	100	712	100
Less than 3 months	297	82	87	100	170	100	92	100	646	91
3 to 6 months	66	18	0	0	0	0	0	0	66	9
6 to 12 months	0	0	0	0	0	0	0	0	0	0
12 months or more	0	0	0	0	0	0	0	0	0	0

Source: AUD1 Survey

¹ Incomplete waiting times refer to patients who have been referred to the Audiology Department who have not yet been fitted with their aid. Waiting times in this case are counted from the date the referral is received until the end of the quarter.

² The Eastern HSS Board (South Eastern HSC Trust) are currently reviewing their recording process.

Figure A3: Incomplete Waits for a Hearing Aid Assessment/ Re-Assessment by HSS Board (31 March 2007 - 30 June 2009)¹

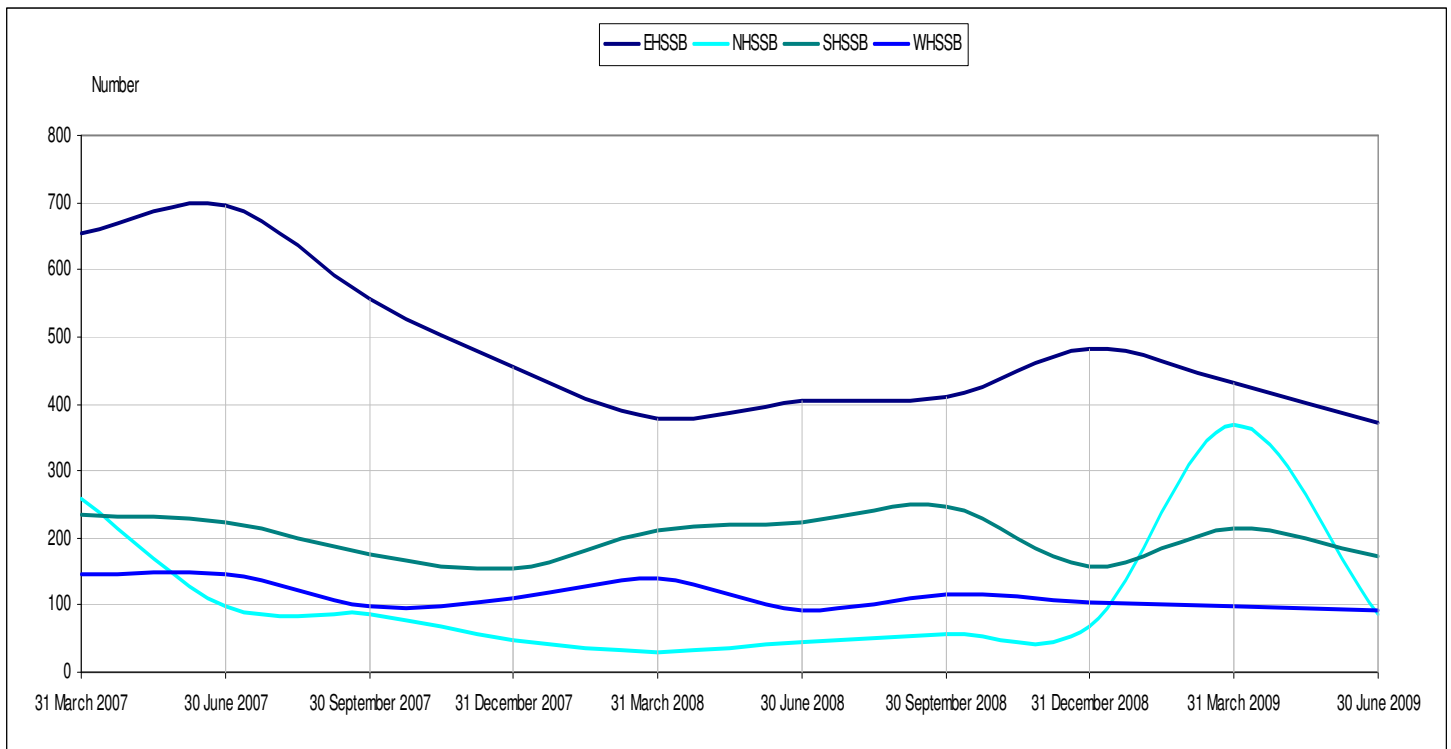
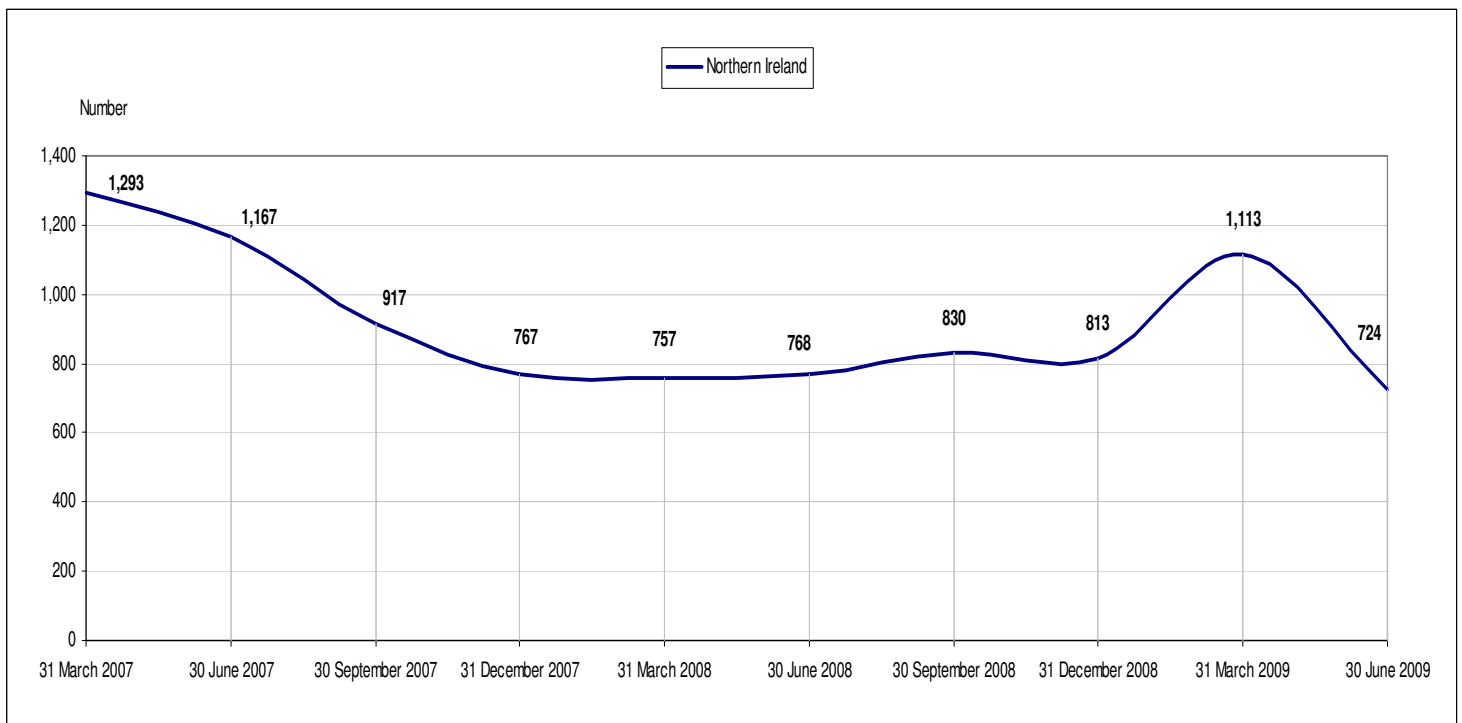


Figure A4: Incomplete Waits for a Hearing Aid Assessment/ Re-Assessment in Northern Ireland (31 March 2007 - 30 June 2009)



¹ The Eastern HSS Board (South Eastern HSC Trust) are currently reviewing their recording process.

Additional Information

For **further information** on Hearing Aid Assessments/ Re-Assessments carried out in Northern Ireland, please contact:

Office Information Manager
Community Information Branch
Department of Health, Social Services and Public Safety
Annexe 2
Castle Buildings
Stormont
BT4 3SQ



028 9052 2804

Fax: 028 9052 3288

Email: cib@dhsspsni.gov.uk

Alternatively, this statistical bulletin and other statistical bulletins published by Community Information Branch (CIB) are available to download from the internet at:

Internet address: http://www.dhsspsni.gov.uk/index/stats_research/stats-cib/stats-cib_pubs.htm