



Department of

**Health, Social Services  
and Public Safety**

[www.dhsspsni.gov.uk](http://www.dhsspsni.gov.uk)

AN ROINN

**Sláinte, Seirbhísí Sóisialta  
agus Sábháilteachta Poiblí**

MÁNNYSTRIE O

**Poustie, Resydènter Heisin  
an Fowk Siccar**

## Hearing Aid Assessments and Re-assessments during quarter ending 31 March 2008

10 June 2008

**Theme:**

**Hearing aid assessments and  
re-assessments in Northern  
Ireland**

**Issued by**

Community Information Branch,  
Information & Analysis  
Directorate,  
Department of Health, Social  
Services & Public Safety,  
Stormont Estate,  
Belfast, BT3 4SQ

**Contact Person:**

**Karen Bleakley**  
(028) 905 23299

**Email**

[Karen.Bleakley@dhsspsni.gov.uk](mailto:Karen.Bleakley@dhsspsni.gov.uk)

**Internet**

[http://www.dhsspsni.gov.uk/index/ats\\_research/stats-cib.htm](http://www.dhsspsni.gov.uk/index/ats_research/stats-cib.htm)

This statistical bulletin presents information on hearing aid assessments and re-assessments by audiologists in Northern Ireland for the quarter ending 31 March 2008. Information has been derived from the quarterly collection AUD1 and monitors information on both adults and children fitted and assessed for hearing aids during the quarter, complaints received, and cost of aids issued. In addition, the return monitors complete and incomplete waits for assessment during the quarter and the length of time patients were waiting or had waited following referral to an audiologist (specified time bands).

### Key Findings

**Patients Fitted:**

- 3,063 patients were fitted with a digital hearing aid or analogue hearing aid during the quarter ending 31 March 2008 (2,991 digital hearing aids and 72 analogue hearing aids).
- Of the 3,063 patients fitted during the quarter, over seven out of ten (2,183) were new patients.
- South Eastern HSC Trust had the highest number of patients fitted with hearing aids during the quarter (916), 910 in the Belfast HSC Trust, 482 in the Northern HSC Trust, 447 in the Southern HSC Trust and 308 in the Western HSC Trust.
- During the quarter, 1,948 existing clients were issued with digital hearing aid replacements or fixes (*To avoid double counting, patients issued with replacement aids/parts or fixes are not included in the information above*).

### **Patients Assessed:**

- 2,299 new and 1,094 existing patients were assessed for hearing aids during the quarter ending 31 March 2008. Of these, 60 adults were assessed as unsuitable for a hearing aid.

### **Cost of Hearing Aids:**

- During the quarter ending 31 March 2008, 4,867 aids were issued across the four Boards at a total cost of £308,184.

### **Complaints Received:**

- One complaint was reported by Audiology Departments in Northern Ireland during the quarter ending 31 March 2008.

### **Completed Waiting Times:**

- During the quarter ending 31 March 2008, 4,012 patients had their hearing aid assessment/ re-assessment<sup>1</sup> completed. This was 276 (7%) more than the number completed during the previous quarter and 669 (20%) more than the number completed during the same quarter last year.
- Of these 4,012 patients, 93% had been waiting less than 3 months from referral to Audiology Department until the aid was fitted and 7% had been waiting 3 to 6 months.

### **Incomplete Waiting Times:**

- At 31 March 2008, 757 patients were waiting for their hearing aid assessment/ re-assessment<sup>2</sup> to be completed. This was 10 (1%) less than the number waiting at the end of the previous quarter and 536 (41%) less than the number waiting at the end of the same quarter last year.
- The highest proportion (99%) of these patients were waiting less than 3 months and 1% were waiting for 3 to 6 months. No patient was waiting more than 6 months.

---

<sup>1</sup> Completed waiting times for hearing aid assessment/ re-assessments are counted from the date the referral is received by the Audiology Department until the aid is fitted.

<sup>2</sup> Incomplete waiting times refer to patients who have been referred to the Audiology Department who have not yet been fitted with their aid. Waiting times in this case are counted from the date referral is received until the end of the quarter.

# Contents

---

	Page
Note to Editors	1
Table A.1: Patients Fitted with Hearing Aids during Quarter, by Type of Aid and Patient Type	2
Table A.2: Patients Assessed for a Hearing Aid during Quarter, by Type of Aid, Patient, Type and Outcome of Assessment	3
Table B.1: Number of Aids Issued during Quarter, by Expenditure on these Aids	4
Table C.1: Completed Waits for Hearing Aid Assessments and Re-Assessments during Quarter ending 31 March 2008	5
Table C.2: HSC Trust Analysis of Completed Waits for Hearing Aid Assessments and Re-Assessments during Quarter ending 31 March 2008	5
Figure 1: Completed Waits for Hearing Aid Assessments and Re-Assessments by HSC Trust (31 March 2007 - 31 March 2008)	6
Figure 2: Completed Waits for Hearing Aid Assessments and Re-Assessments in Northern Ireland (31 March 2007 - 31 March 2008)	6
Table C.3: Incomplete Waits for a Hearing Aid Assessment/ Re-Assessment at 31 March 2008	7
Table C.4: HSC Trust Analysis of Incomplete Waits for a Hearing Aid Assessment/ Re-Assessment at 31 March 2008	7
Figure 3: Incomplete Waits for a Hearing Aid Assessment/ Re-Assessment by HSC Trust (31 March 2007 - 31 March 2008)	8
Figure 4: Incomplete Waits for a Hearing Aid Assessment/ Re-Assessment in Northern Ireland (31 March 2007 - 31 March 2008)	8
Appendices: All Tables and Figures by HSS Board	9–15
Additional Information	16

# Note to Editors

---

1. Data is collected on the AUD1 quarterly return, which provides the DHSSPS with aggregate data on children and adults assessed and re-assessed for hearing aids in Northern Ireland.
2. The information presented for the quarter ending 31 March 2008, is based on data reported by 12 audiologists, working in the following Hospital/ Community Trusts; Royal Group of Hospitals, Belfast City Hospital, Mater Hospital, Ulster Community & Hospital, Laganvalley Hospital, Downe Hospital, Causeway/ United Hospitals, Daisy Hill Hospital, Craigavon Area Hospital, Armagh & Dungannon HSS Trust, Altnagelvin Hospital, and Sperrin Lakeland HSS Trust.
3. The information in this bulletin is presented according to HSC Trusts, and is based on the location of the Hospitals/ Trusts, and not where the client lives, i.e. a client from Northern HSC Trust may be seen in the Royal but their details will be included in the Belfast HSC Trust.
4. Symbols used:

<b>Symbol</b>	<b>Meaning</b>
-	Figure is suppressed
.	Not applicable

**Table A.1: Patients Fitted with Hearing Aids during Quarter, by Type of Aid and Patient Type<sup>1</sup>**

	numbers												percentage
	Belfast HSC Trust		South Eastern HSC Trust		Northern HSC Trust		Southern HSC Trust		Western HSC Trust		Northern Ireland		% Change since last quarter
	Mar-08	Dec-07	Mar-08	Dec-07	Mar-08	Dec-07	Mar-08	Dec-07	Mar-08	Dec-07	Mar-08	Dec-07	
<b>Total Patients Fitted with a Hearing Aid During the Quarter</b>													
<b>All Patients Fitted</b>	<b>910</b>	<b>936</b>	<b>916</b>	<b>682</b>	<b>482</b>	<b>623</b>	<b>447</b>	<b>453</b>	<b>308</b>	<b>333</b>	<b>3,063</b>	<b>3,027</b>	1%
Digital Hearing Aid	891	915	906	673	475	613	440	441	279	304	2,991	2,946	2%
Analogue Hearing Aid	19	21	10	9	7	10	7	12	29	29	72	81	-11%
<b>Child Patients Fitted</b>	<b>61</b>	<b>80</b>	<b>0</b>	<b>3</b>	<b>4</b>	<b>8</b>	<b>12</b>	<b>10</b>	<b>4</b>	<b>1</b>	<b>81</b>	<b>102</b>	-21%
Digital Hearing Aid	61	80	0	3	4	8	12	10	2	1	79	102	-23%
Analogue Hearing Aid	0	0	0	0	0	0	0	0	2	0	2	0	-
<b>Adult Patients Fitted</b>	<b>849</b>	<b>856</b>	<b>916</b>	<b>679</b>	<b>478</b>	<b>615</b>	<b>435</b>	<b>443</b>	<b>304</b>	<b>332</b>	<b>2,982</b>	<b>2,925</b>	2%
Digital Hearing Aid	830	835	906	670	471	605	428	431	277	303	2,912	2,844	2%
Analogue Hearing Aid	19	21	10	9	7	10	7	12	27	29	70	81	-14%
<b>New Patients Fitted with a Hearing Aid</b>													
<b>New Patients Fitted</b>	<b>434</b>	<b>371</b>	<b>751</b>	<b>454</b>	<b>442</b>	<b>543</b>	<b>317</b>	<b>348</b>	<b>239</b>	<b>267</b>	<b>2,183</b>	<b>1,983</b>	10%
Digital Hearing Aid	434	371	751	452	442	543	317	348	239	266	2,183	1,980	10%
Analogue Hearing Aid	0	0	0	2	0	0	0	0	0	1	0	3	-100%
<b>New Child Patients Fitted</b>	<b>10</b>	<b>10</b>	<b>0</b>	<b>1</b>	<b>4</b>	<b>8</b>	<b>6</b>	<b>6</b>	<b>2</b>	<b>1</b>	<b>22</b>	<b>26</b>	-15%
Digital Hearing Aid	10	10	0	1	4	8	6	6	2	1	22	26	-15%
Analogue Hearing Aid	0	0	0	0	0	0	0	0	0	0	0	0	-
<b>New Adult Patients Fitted</b>	<b>424</b>	<b>361</b>	<b>751</b>	<b>453</b>	<b>438</b>	<b>535</b>	<b>311</b>	<b>342</b>	<b>237</b>	<b>266</b>	<b>2,161</b>	<b>1,957</b>	10%
Digital Hearing Aid	424	361	751	451	438	535	311	342	237	265	2,161	1,954	11%
Analogue Hearing Aid	0	0	0	2	0	0	0	0	0	1	0	3	-100%
<b>Existing Patients Fitted with a Hearing Aid</b>													
<b>Existing Patients Fitted</b>	<b>476</b>	<b>565</b>	<b>165</b>	<b>228</b>	<b>40</b>	<b>80</b>	<b>130</b>	<b>105</b>	<b>69</b>	<b>66</b>	<b>880</b>	<b>1,044</b>	-16%
Digital Hearing Aid	457	544	155	221	33	70	123	93	40	38	808	966	-16%
Analogue Hearing Aid	19	21	10	7	7	10	7	12	29	28	72	78	-8%
<b>Existing Child Patients Fitted</b>	<b>51</b>	<b>70</b>	<b>0</b>	<b>2</b>	<b>0</b>	<b>0</b>	<b>6</b>	<b>4</b>	<b>2</b>	<b>0</b>	<b>59</b>	<b>76</b>	-22%
Digital Hearing Aid	51	70	0	2	0	0	6	4	0	0	57	76	-25%
Analogue Hearing Aid	0	0	0	0	0	0	0	0	2	0	2	0	-
<b>Existing Adult Patients Fitted</b>	<b>425</b>	<b>495</b>	<b>165</b>	<b>226</b>	<b>40</b>	<b>80</b>	<b>124</b>	<b>101</b>	<b>67</b>	<b>66</b>	<b>821</b>	<b>968</b>	-15%
Digital Hearing Aid	406	474	155	219	33	70	117	89	40	38	751	890	-16%
Analogue Hearing Aid	19	21	10	7	7	10	7	12	27	28	70	78	-10%
<b>Patients Fitted with Digital Hearing Aid Replacements<sup>1</sup></b>													
<b>Patients Issued with Replacements<sup>1</sup></b>	<b>499</b>	<b>429</b>	<b>193</b>	<b>483</b>	<b>567</b>	<b>596</b>	<b>333</b>	<b>285</b>	<b>356</b>	<b>159</b>	<b>1,948</b>	<b>1,952</b>	0%
Child Patients Fitted with Digital Hearing Aid Replacements	51	0	2	0	18	23	20	21	12	5	103	49	110%
Adult Patients Fitted with Digital Hearing Aid Replacements	448	429	191	483	549	573	313	264	344	154	1,845	1,903	-3%

Source: AUD1 Survey

<sup>1</sup> Digital hearing aid replacements are only issued to existing clients who have already been fitted with a digital hearing aid. Please note that these should not be added to the total digital hearing aids and analogue hearing aids issued to the client.

**Table A.2: Patients Assessed for a Hearing Aid during Quarter, by Type of Aid, Patient Type and Outcome of Assessment<sup>1</sup>**

	numbers												percentage
	Belfast HSC Trust		South Eastern HSC Trust		Northern HSC Trust		Southern HSC Trust		Western HSC Trust		Northern Ireland		% Change since last quarter
	Mar-08	Dec-07	Mar-08	Dec-07	Mar-08	Dec-07	Mar-08	Dec-07	Mar-08	Dec-07	Mar-08	Dec-07	
<b>All Patients Assessed</b>													
<b>All Patients Assessed</b>	1,083	1,018	942	1,091	492	400	585	493	291	296	3,393	3,298	3%
All Adults Assessed for a Digital Hearing Aid	1,023	919	940	1,088	488	399	569	483	286	295	3,306	3,184	4%
All Children Assessed for a Digital Hearing Aid	60	99	2	3	4	1	16	10	5	1	87	114	-24%
<b>New Patients Assessed</b>													
<b>New Patients Assessed</b>	626	488	754	458	403	399	312	361	204	258	2,299	1,964	17%
Adult Patients Assessed as Suitable for a Digital Hearing Aid	602	449	751	451	384	380	280	323	199	255	2,216	1,858	19%
Child Patients Assessed as Suitable for a Digital Hearing Aid	9	29	0	1	4	1	5	7	5	1	23	39	-41%
Adult Patients Assessed as Unsuitable for a Digital Hearing Aid	15	10	3	6	15	18	27	31	0	2	60	67	-10%
Child Patients Assessed as Unsuitable for a Digital Hearing Aid	0	0	0	0	0	0	0	0	0	0	0	0	-
Total Adult Patients Assessed for a Digital Hearing Aid	617	459	754	457	399	398	307	347	199	257	2,276	2,002	14%
Total Child Patients Assessed for a Digital Hearing Aid	9	29	0	1	4	1	5	7	5	1	23	39	-41%
<b>Existing Patients Assessed<sup>1</sup></b>													
<b>Existing Patients Assessed<sup>1</sup></b>	457	530	188	633	89	1	273	132	87	38	1,094	1,334	-18%
Adult Patients Assessed as Suitable for a Digital Hearing Aid	406	460	186	631	89	1	262	129	87	38	1,030	1,259	-18%
Child Patients Assessed as Suitable for a Digital Hearing Aid	51	70	2	2	0	0	11	3	0	0	64	75	-15%

Source: AUD1 Survey

<sup>1</sup> During the quarter ending 31 March 2008, the Southern HSC Trust (Craigavon Area Hospital) had an additional 13 existing patients assessed for a digital hearing aid. However, these patients were unsuitable for a new digital hearing aid and only received adjustments to their existing hearing aid.

**Table B.1: Number of Aids Issued during Quarter, by Expenditure on these Aids**

	numbers												percentage
	Belfast HSC Trust		South Eastern HSC Trust		Northern HSC Trust		Southern HSC Trust		Western HSC Trust		Northern Ireland		% Change since last quarter
	Mar-08	Dec-07	Mar-08	Dec-07	Mar-08	Dec-07	Mar-08	Dec-07	Mar-08	Dec-07	Mar-08	Dec-07	
<b>All Aids Issued</b>													
<b>Total Number of Aids Issued</b>	1,083	1,090	1,109	1,165	1,049	1,219	962	1,026	664	543	4,867	5,043	-3%
Adults receiving Digital Hearing Aids	1,003	989	1,097	1,153	1,020	1,178	917	979	621	504	4,658	4,803	-3%
Adults receiving Analogue Hearing Aids	19	21	10	9	7	10	7	12	27	32	70	84	-17%
Children receiving Digital Hearing Aids	61	80	2	3	22	31	38	35	14	7	137	156	-12%
Children receiving Analogue Hearing Aids	0	0	0	0	0	0	0	0	2	0	2	0	-
<b>Total Cost of Aids Issued</b>													
<b>Total Cost of Aids Issued during Quarter (,000's)</b>	£68.5	£71.6	£72.7	£98.6	£75.5	£83.1	£53.1	£53.1	£38.4	£29.8	£308.2	£336.2	-
Cost for Adult Digital Hearing Aids (,000's)	£63.6	£63.5	£72.0	£97.7	£71.5	£78.9	£50.4	£50.4	£35.9	£27.0	£293.4	£317.5	-
Cost for Adult Analogue Hearing Aids (,000's)	£0.7	£0.7	£0.5	£0.5	£0.9	£1.0	£0.3	£0.6	£1.5	£2.4	£3.9	£5.2	-
Cost for Child Digital Hearing Aids (,000's)	£4.2	£7.4	£0.2	£0.4	£3.1	£3.3	£2.4	£2.1	£0.8	£0.4	£10.6	£13.5	-
Cost for Child Analogue Hearing Aids (,000's)	£0.0	£0.0	£0.0	£0.0	£0.0	£0.0	£0.0	£0.0	£0.3	£0.0	£0.3	£0.0	-
<b>Average Cost of Aids Issued</b>													
<b>Average Cost per Aid</b>	£63.2	£65.7	£65.6	£84.6	£72.0	£68.2	£55.2	£51.7	£57.8	£54.9	£63.3	£66.7	-
Average Cost of Adult Digital Hearing Aid	£63.4	£64.2	£65.6	£84.7	£70.1	£67.0	£55.0	£51.4	£57.8	£53.6	£63.0	£66.1	-
Average Cost of Adult Analogue Hearing Aid	£37.4	£34.3	£52.0	£58.3	£130.0	£95.0	£41.0	£46.8	£53.8	£75.2	£55.4	£61.5	-
Average Cost of Child Digital Hearing Aid	£68.6	£92.3	£85.0	£119.0	£140.0	£105.5	£62.4	£60.9	£54.2	£56.2	£77.1	£86.8	-
Average Cost of Child Analogue Hearing Aid	£0.0	£0.0	£0.0	£0.0	£0.0	£0.0	£0.0	£0.0	£157.0	£0.0	£157.0	-	-

Source: AUD1 Survey

**Table C.1: Completed Waits for Hearing Aid Assessments and Re-Assessments during Quarter ending 31 March 2008<sup>1</sup>**

	numbers												percentage
	Belfast HSC Trust		Northern HSC Trust		South Eastern HSC Trust		Southern HSC Trust		Western HSC Trust		Northern Ireland		% Change since last quarter
	Mar-08	Dec-07	Mar-08	Dec-07	Mar-08	Dec-07	Mar-08	Dec-07	Mar-08	Dec-07	Mar-08	Dec-07	
<b>All Completed Waits</b>	<b>986</b>	<b>1,056</b>	<b>1,049</b>	<b>613</b>	<b>1,099</b>	<b>1,156</b>	<b>599</b>	<b>607</b>	<b>279</b>	<b>304</b>	<b>4,012</b>	<b>3,736</b>	7%
Less than 3 months	917	969	1,049	613	1,046	741	444	490	279	304	<b>3,735</b>	<b>3,117</b>	20%
3 to 6 months	69	86	0	0	53	415	153	117	0	0	<b>275</b>	<b>618</b>	-56%
6 to 12 months	0	1	0	0	0	0	2	0	0	0	<b>2</b>	<b>1</b>	100%
12 months or more	0	0	0	0	0	0	0	0	0	0	<b>0</b>	<b>0</b>	-
<b>Completed Waits for Children</b>	<b>61</b>	<b>80</b>	<b>22</b>	<b>8</b>	<b>2</b>	<b>4</b>	<b>28</b>	<b>11</b>	<b>2</b>	<b>1</b>	<b>115</b>	<b>104</b>	11%
Less than 3 months	61	80	22	8	2	4	28	11	2	1	<b>115</b>	<b>104</b>	11%
3 to 6 months	0	0	0	0	0	0	0	0	0	0	<b>0</b>	<b>0</b>	-
6 to 12 months	0	0	0	0	0	0	0	0	0	0	<b>0</b>	<b>0</b>	-
12 months or more	0	0	0	0	0	0	0	0	0	0	<b>0</b>	<b>0</b>	-
<b>Completed Waits for Adults</b>	<b>925</b>	<b>976</b>	<b>1,027</b>	<b>605</b>	<b>1,097</b>	<b>1,152</b>	<b>571</b>	<b>596</b>	<b>277</b>	<b>303</b>	<b>3,897</b>	<b>3,632</b>	7%
Less than 3 months	856	889	1,027	605	1,044	737	416	479	277	303	<b>3,620</b>	<b>3,013</b>	20%
3 to 6 months	69	86	0	0	53	415	153	117	0	0	<b>275</b>	<b>618</b>	-56%
6 to 12 months	0	1	0	0	0	0	2	0	0	0	<b>2</b>	<b>1</b>	100%
12 months or more	0	0	0	0	0	0	0	0	0	0	<b>0</b>	<b>0</b>	-

Source: AUD1 Survey

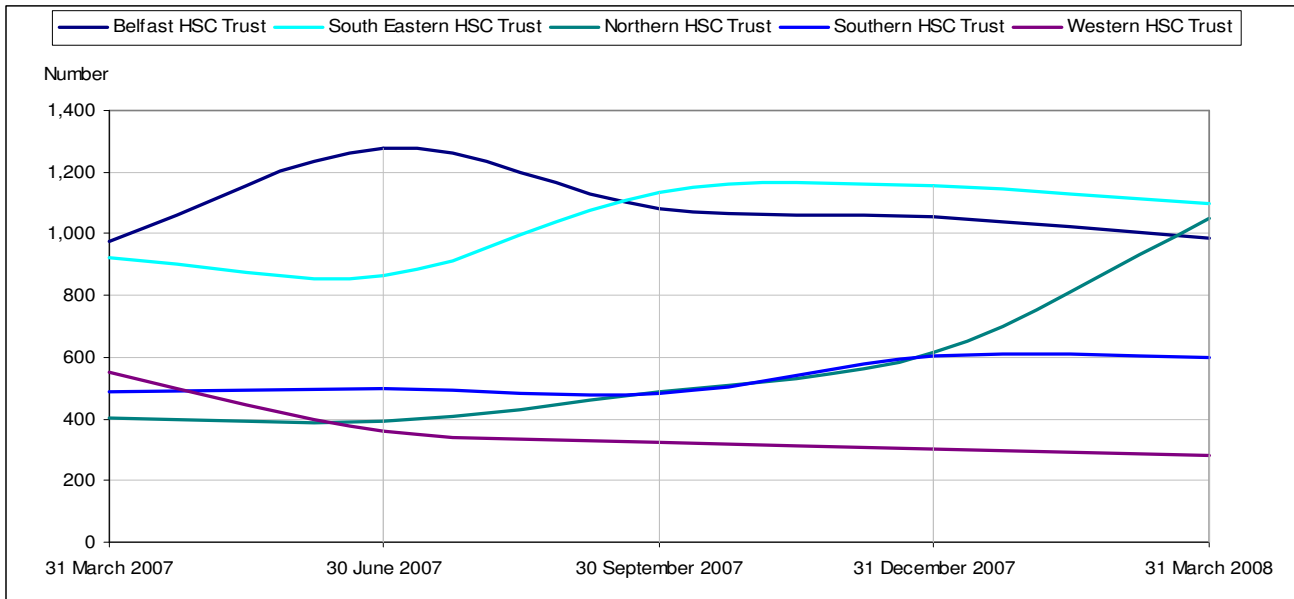
**Table C.2: HSC Trust Analysis of Completed Waits for Hearing Aid Assessments and Re-Assessments during Quarter ending 31 March 2008<sup>1</sup>**

	numbers											
	Belfast HSC Trust		Northern HSC Trust		South Eastern HSC Trust		Southern HSC Trust		Western HSC Trust		Northern Ireland	
	Number	%	Number	%	Number	%	Number	%	Number	%	Number	%
<b>All Completed Waits</b>	<b>986</b>	<b>100</b>	<b>1,049</b>	<b>100</b>	<b>1,099</b>	<b>100</b>	<b>599</b>	<b>100</b>	<b>279</b>	<b>100</b>	<b>4,012</b>	<b>100</b>
Less than 3 months	917	93	1,049	100	1,046	95	444	74	279	100	<b>3,735</b>	<b>93</b>
3 to 6 months	69	7	0	0	53	5	153	26	0	0	<b>275</b>	<b>7</b>
6 to 12 months	0	0	0	0	0	0	2	0	0	0	<b>2</b>	<b>0</b>
12 months or more	0	0	0	0	0	0	0	0	0	0	<b>0</b>	<b>0</b>
<b>Completed Waits for Children</b>	<b>61</b>	<b>100</b>	<b>22</b>	<b>100</b>	<b>2</b>	<b>100</b>	<b>28</b>	<b>100</b>	<b>2</b>	<b>100</b>	<b>115</b>	<b>100</b>
Less than 3 months	61	100	22	100	2	100	28	100	2	100	<b>115</b>	<b>100</b>
3 to 6 months	0	-	0	-	0	-	0	-	0	-	<b>0</b>	<b>-</b>
6 to 12 months	0	-	0	-	0	-	0	-	0	-	<b>0</b>	<b>-</b>
12 months or more	0	-	0	-	0	-	0	-	0	-	<b>0</b>	<b>-</b>
<b>Completed Waits for Adults</b>	<b>925</b>	<b>100</b>	<b>1,027</b>	<b>100</b>	<b>1,097</b>	<b>100</b>	<b>571</b>	<b>100</b>	<b>277</b>	<b>100</b>	<b>3,897</b>	<b>100</b>
Less than 3 months	856	93	1,027	100	1,044	95	416	73	277	100	<b>3,620</b>	<b>93</b>
3 to 6 months	69	7	0	0	53	5	153	27	0	0	<b>275</b>	<b>7</b>
6 to 12 months	0	0	0	0	0	0	2	0	0	0	<b>2</b>	<b>0</b>
12 months or more	0	0	0	0	0	0	0	0	0	0	<b>0</b>	<b>0</b>

Source: AUD1 Survey

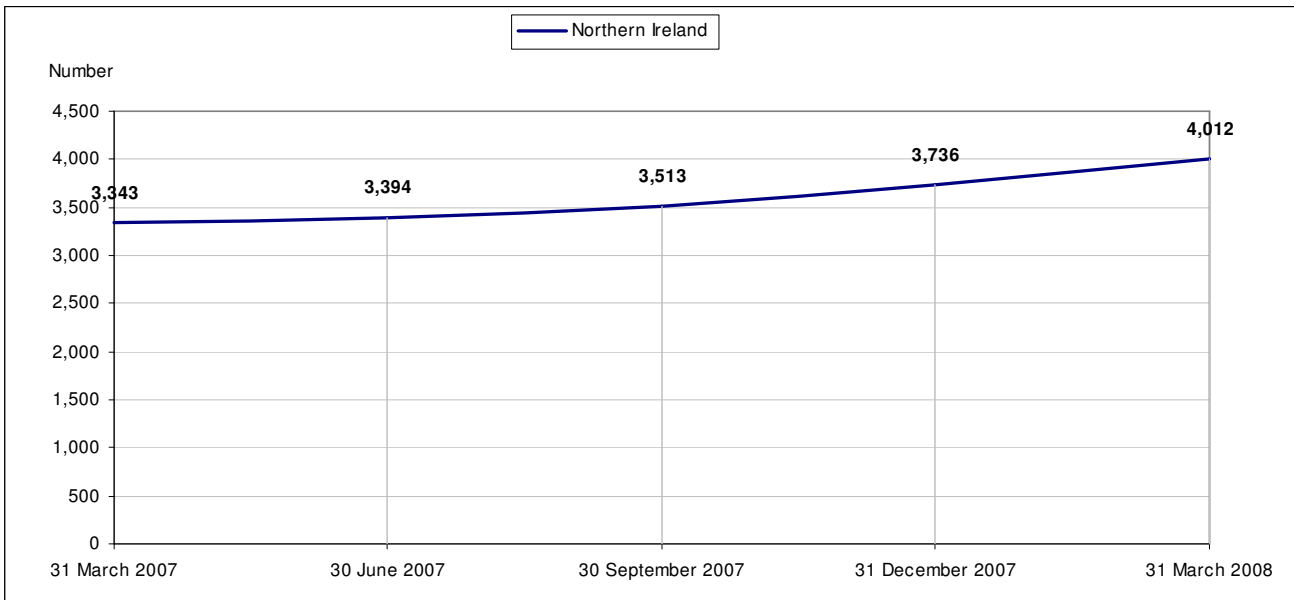
<sup>1</sup> Completed waiting times for hearing aid assessment / re-assessments are counted from the date the referral is received by the Audiology Department until the aid is fitted.

**Figure 1: Completed Waits for Hearing Aid Assessments and Re-Assessments by HSC Trust (31 March 2007 - 31 March 2008)**



Source: AUD1 Survey

**Figure 2: Completed Waits for Hearing Aid Assessments and Re-Assessments in Northern Ireland (31 March 2007- 31 March 2008)**



Source: AUD1 Survey

**Table C.3: Incomplete Waits for a Hearing Aid Assessment/ Re-Assessment at 31 March 2008<sup>1</sup>**

	numbers												percentage
	Belfast HSC Trust		Northern HSC Trust		South Eastern HSC Trust		Southern HSC Trust		Western HSC Trust		Northern Ireland		% Change since last quarter
	Mar-08	Dec-07	Mar-08	Dec-07	Mar-08	Dec-07	Mar-08	Dec-07	Mar-08	Dec-07	Mar-08	Dec-07	
<b>All Incomplete Waits</b>	277	307	30	47	101	148	210	155	139	110	757	767	-1%
Less than 3 months	273	303	29	47	101	126	204	155	139	110	746	741	1%
3 to 6 months	4	4	1	0	0	22	6	0	0	0	11	26	-58%
6 to 12 months	0	0	0	0	0	0	0	0	0	0	0	0	-
12 months or more	0	0	0	0	0	0	0	0	0	0	0	0	-
<b>Incomplete Waits for Children</b>	11	20	0	0	1	1	2	2	0	1	14	24	-42%
Less than 3 months	11	20	0	0	1	1	2	2	0	1	14	24	-42%
3 to 6 months	0	0	0	0	0	0	0	0	0	0	0	0	-
6 to 12 months	0	0	0	0	0	0	0	0	0	0	0	0	-
12 months or more	0	0	0	0	0	0	0	0	0	0	0	0	-
<b>Incomplete Waits for Adults</b>	266	287	30	47	100	147	208	153	139	109	743	743	0%
Less than 3 months	262	283	29	47	100	125	202	153	139	109	732	717	2%
3 to 6 months	4	4	1	0	0	22	6	0	0	0	11	26	-58%
6 to 12 months	0	0	0	0	0	0	0	0	0	0	0	0	-
12 months or more	0	0	0	0	0	0	0	0	0	0	0	0	-

Source: AUD1 Survey

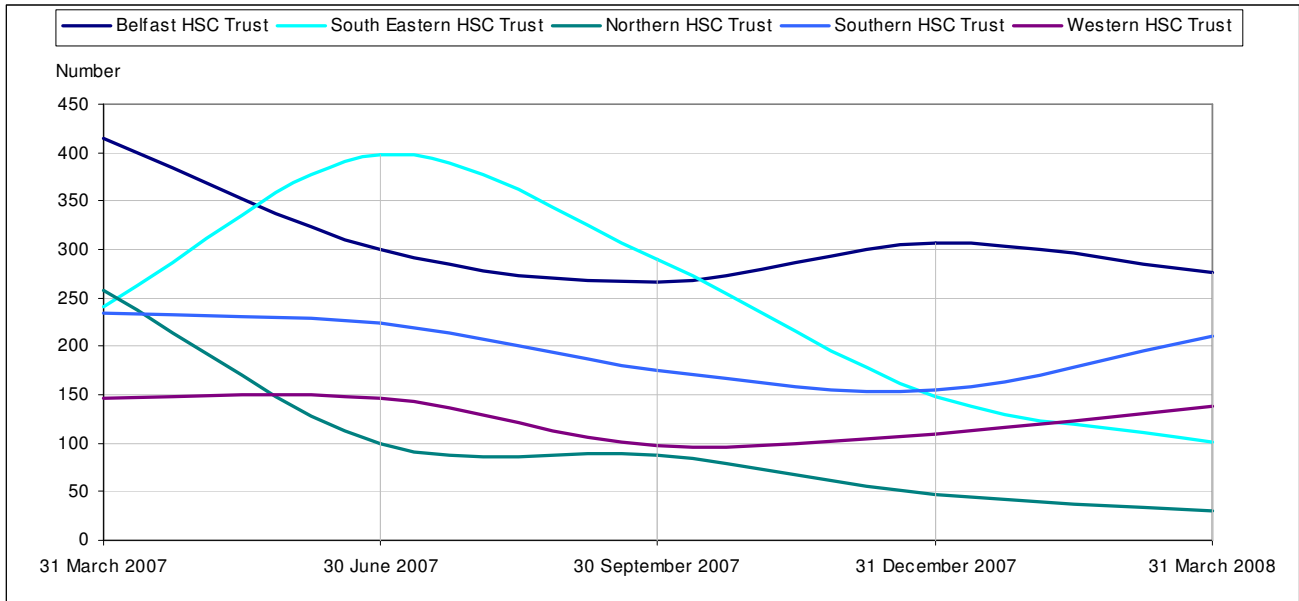
**Table C.4: HSC Trust Analysis of Incomplete Waits for a Hearing Aid Assessment/ Re-Assessment at 31 March 2008<sup>1</sup>**

	numbers											
	Belfast HSC Trust		Northern HSC Trust		South Eastern HSC Trust		Southern HSC Trust		Western HSC Trust		Northern Ireland	
	Number	%	Number	%	Number	%	Number	%	Number	%	Number	%
<b>All Incomplete Waits</b>	277	100	30	100	101	100	210	100	139	100	757	100
Less than 3 months	273	99	29	97	101	100	204	97	139	100	746	99
3 to 6 months	4	1	1	3	0	0	6	3	0	0	11	1
6 to 12 months	0	0	0	0	0	0	0	0	0	0	0	0
12 months or more	0	0	0	0	0	0	0	0	0	0	0	0
<b>Incomplete Waits for Children</b>	11	100	0	-	1	100	2	100	0	-	14	100
Less than 3 months	11	100	0	-	1	100	2	100	0	-	14	100
3 to 6 months	0	-	0	-	0	-	0	-	0	-	0	-
6 to 12 months	0	-	0	-	0	-	0	-	0	-	0	-
12 months or more	0	-	0	-	0	-	0	-	0	-	0	-
<b>Incomplete Waits for Adults</b>	266	100	30	100	100	100	208	100	139	100	743	100
Less than 3 months	262	98	29	97	100	100	202	97	139	100	732	99
3 to 6 months	4	2	1	3	0	0	6	3	0	0	11	1
6 to 12 months	0	0	0	0	0	0	0	0	0	0	0	0
12 months or more	0	0	0	0	0	0	0	0	0	0	0	0

Source: AUD1 Survey

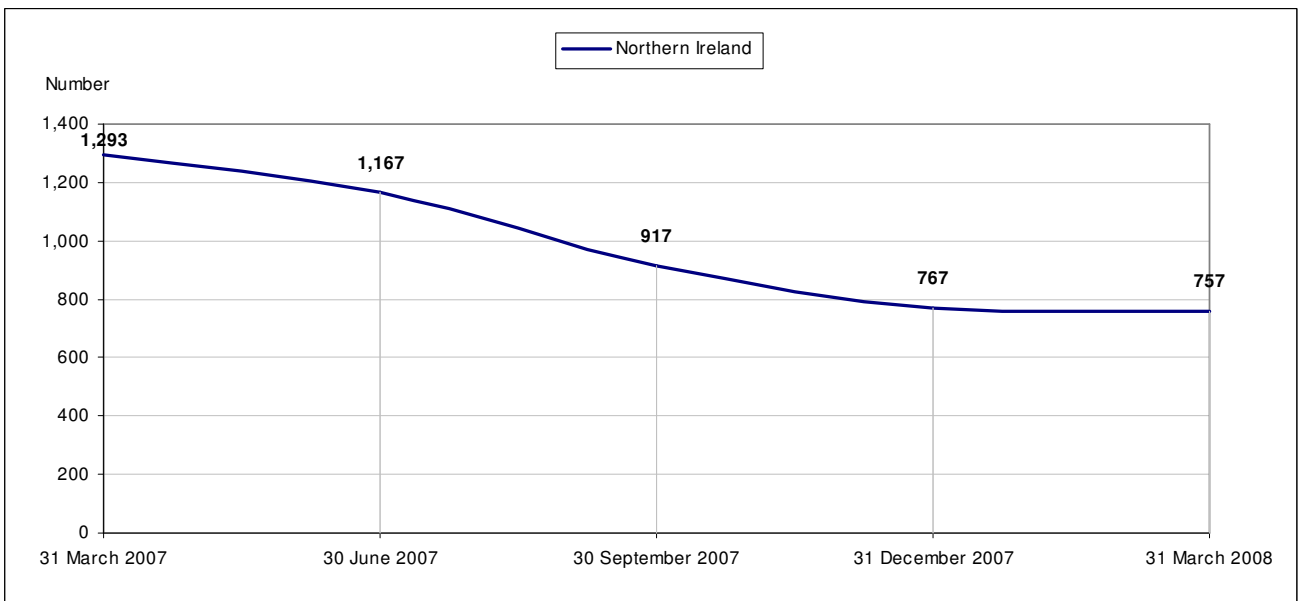
<sup>1</sup> Incomplete waiting times refer to patients who have been referred to the Audiology Department who have not yet been fitted with their aid. Waiting times in this case are counted from the date referral is received until the end of the quarter.

**Figure 3: Incomplete Waits for a Hearing Aid Assessment/ Re-Assessment by HSC Trust (31 March 2007 - 31 March 2008)**



Source: AUD1 Survey

**Figure 4: Incomplete Waits for a Hearing Aid Assessment/ Re-Assessment in Northern Ireland (31 March 2007 - 31 March 2008)**



Source: AUD1 Survey

# Appendices

**Appendix 1: Patients Fitted with Hearing Aids during Quarter, by Type of Aid, Patient Type and HSS Board<sup>1</sup>**

	numbers										percentage % Change since last quarter
	EHSSB		NHSSB		SHSSB		WHSSB		Northern Ireland		
	Mar-08	Dec-07	Mar-08	Dec-07	Mar-08	Dec-07	Mar-08	Dec-07	Mar-08	Dec-07	
<b>Total Patients Fitted with a Hearing Aid During the Quarter</b>											
<b>All Patients Fitted</b>	1,826	1,618	482	623	447	453	308	333	3,063	3,027	1%
Digital Hearing Aid	1,797	1,588	475	613	440	441	279	304	2,991	2,946	2%
Analogue Hearing Aid	29	30	7	10	7	12	29	29	72	81	-11%
<b>Child Patients Fitted</b>	61	83	4	8	12	10	4	1	81	102	-21%
Digital Hearing Aid	61	83	4	8	12	10	2	1	79	102	-23%
Analogue Hearing Aid	0	0	0	0	0	0	2	0	2	0	-
<b>Adult Patients Fitted</b>	1,765	1,535	478	615	435	443	304	332	2,982	2,925	2%
Digital Hearing Aid	1,736	1,505	471	605	428	431	277	303	2,912	2,844	2%
Analogue Hearing Aid	29	30	7	10	7	12	27	29	70	81	-14%
<b>New Patients Fitted with a Hearing Aid</b>											
<b>New Patients Fitted</b>	1,185	825	442	543	317	348	239	267	2,183	1,983	10%
Digital Hearing Aid	1,185	823	442	543	317	348	239	266	2,183	1,980	10%
Analogue Hearing Aid	0	2	0	0	0	0	0	1	0	3	-100%
<b>New Child Patients Fitted</b>	10	11	4	8	6	6	2	1	22	26	-15%
Digital Hearing Aid	10	11	4	8	6	6	2	1	22	26	-15%
Analogue Hearing Aid	0	0	0	0	0	0	0	0	0	0	-
<b>New Adult Patients Fitted</b>	1,175	814	438	535	311	342	237	266	2,161	1,957	10%
Digital Hearing Aid	1,175	812	438	535	311	342	237	265	2,161	1,954	11%
Analogue Hearing Aid	0	2	0	0	0	0	0	1	0	3	-100%
<b>Existing Patients Fitted with a Hearing Aid</b>											
<b>Existing Patients Fitted</b>	641	793	40	80	130	105	69	66	880	1,044	-16%
Digital Hearing Aid	612	765	33	70	123	93	40	38	808	966	-16%
Analogue Hearing Aid	29	28	7	10	7	12	29	28	72	78	-8%
<b>Existing Child Patients Fitted</b>	51	72	0	0	6	4	2	0	59	76	-22%
Digital Hearing Aid	51	72	0	0	6	4	0	0	57	76	-25%
Analogue Hearing Aid	0	0	0	0	0	0	2	0	2	0	-
<b>Existing Adult Patients Fitted</b>	590	721	40	80	124	101	67	66	821	968	-15%
Digital Hearing Aid	561	693	33	70	117	89	40	38	751	890	-16%
Analogue Hearing Aid	29	28	7	10	7	12	27	28	70	78	-10%
<b>Patients Fitted with Digital Hearing Aid Replacements<sup>1</sup></b>											
<b>Patients Issued with Replacements<sup>1</sup></b>	692	912	567	596	333	285	356	159	1,948	1,952	0%
Child Patients Fitted with Digital Hearing Aid Replacements	53	0	18	23	20	21	12	5	103	49	110%
Adult Patients Fitted with Digital Hearing Aid Replacements	639	912	549	573	313	264	344	154	1,845	1,903	-3%

Source: AUD1 Survey

1

<sup>1</sup> Digital hearing aid replacements are only issued to existing clients who have already been fitted with a digital hearing aid. Please note that these should not be added to the total digital hearing aids and analogue hearing aids issued to the client.

**Appendix 2: Patients Assessed for a Hearing Aid during Quarter, by Type of Aid, Patient Type, Outcome of Assessment and HSS Board<sup>1</sup>**

	numbers										percentage
	EHSSB		NHSSB		SHSSB		WHSSB		Northern Ireland		% Change since last quarter
	Mar-08	Dec-07	Mar-08	Dec-07	Mar-08	Dec-07	Mar-08	Dec-07	Mar-08	Dec-07	
<b>All Patients Assessed</b>											
<b>All Patients Assessed</b>	<b>2,025</b>	<b>2,109</b>	<b>492</b>	<b>400</b>	<b>585</b>	<b>493</b>	<b>291</b>	<b>296</b>	<b>3,393</b>	<b>3,298</b>	3%
All Adults Assessed for a Digital Hearing Aid	1,963	2,007	488	399	569	483	286	295	<b>3,306</b>	<b>3,184</b>	4%
All Children Assessed for a Digital Hearing Aid	62	102	4	1	16	10	5	1	<b>87</b>	<b>114</b>	<b>-24%</b>
<b>New Patients Assessed</b>											
<b>New Patients Assessed</b>	<b>1,380</b>	<b>946</b>	<b>403</b>	<b>399</b>	<b>312</b>	<b>361</b>	<b>204</b>	<b>258</b>	<b>2,299</b>	<b>1,964</b>	17%
Adult Patients Assessed as Suitable for a Digital Hearing Aid	1,353	900	384	380	280	323	199	255	<b>2,216</b>	<b>1,858</b>	19%
Child Patients Assessed as Suitable for a Digital Hearing Aid	9	30	4	1	5	7	5	1	<b>23</b>	<b>39</b>	<b>-41%</b>
Adult Patients Assessed as Unsuitable for a Digital Hearing Aid	18	16	15	18	27	31	0	2	<b>60</b>	<b>67</b>	<b>-10%</b>
Child Patients Assessed as Unsuitable for a Digital Hearing Aid	0	0	0	0	0	0	0	0	<b>0</b>	<b>0</b>	-
Total Adult Patients Assessed as Suitable for a Digital Hearing Aid	1,371	916	399	398	307	347	199	257	<b>2,276</b>	<b>2,002</b>	14%
Total Child Patients Assessed as Suitable for a Digital Hearing Aid	9	30	4	1	5	7	5	1	<b>23</b>	<b>39</b>	<b>-41%</b>
<b>Existing Patients Assessed<sup>1</sup></b>											
<b>Existing Patients Assessed<sup>1</sup></b>	<b>645</b>	<b>1,163</b>	<b>89</b>	<b>1</b>	<b>273</b>	<b>132</b>	<b>87</b>	<b>38</b>	<b>1,094</b>	<b>1,334</b>	<b>-18%</b>
Adult Patients Assessed as Suitable for a Digital Hearing Aid	592	1,091	89	1	262	129	87	38	<b>1,030</b>	<b>1,259</b>	<b>-18%</b>
Child Patients Assessed as Suitable for a Digital Hearing Aid	53	72	0	0	11	3	0	0	<b>64</b>	<b>75</b>	<b>-15%</b>

Source: AUD1 Survey

<sup>1</sup>.

<sup>1</sup> During the quarter ending 31 March 2008, SHSSB (Craigavon Area Hospital) had an additional 13 existing patients assessed for a digital hearing aid. However, these patients were unsuitable for a new digital hearing aid and only received adjustments to their existing hearing aid

### Appendix 3: Number of Aids Issued during Quarter, by Expenditure on these Aids and HSS Board

	numbers										percentage
	EHSSB		NHSSB		SHSSB		WHSSB		Northern Ireland		% Change since last quarter
	Mar-08	Dec-07	Mar-08	Dec-07	Mar-08	Dec-07	Mar-08	Dec-07	Mar-08	Dec-07	
<b>All Aids Issued</b>											
<b>Total Number of Aids Issued</b>	<b>2,192</b>	<b>2,255</b>	<b>1,049</b>	<b>1,219</b>	<b>962</b>	<b>1,026</b>	<b>664</b>	<b>543</b>	<b>4,867</b>	<b>5,043</b>	<b>-3%</b>
Adults receiving Digital Hearing Aids	2,100	2,142	1,020	1,178	917	979	621	504	4,658	4,803	-3%
Adults receiving Analogue Hearing Aids	29	30	7	10	7	12	27	32	70	84	-17%
Children receiving Digital Hearing Aids	63	83	22	31	38	35	14	7	137	156	-12%
Children receiving Analogue Hearing Aids	0	0	0	0	0	0	2	0	2	0	-
<b>Total Cost of Aids Issued</b>											
<b>Total Cost of Aids Issued during Quarter (,000's)</b>	<b>£141.2</b>	<b>£170.2</b>	<b>£75.5</b>	<b>£83.1</b>	<b>£53.1</b>	<b>£53.1</b>	<b>£38.4</b>	<b>£29.8</b>	<b>£308.2</b>	<b>£336.2</b>	<b>-</b>
Cost for Adult Digital Hearing Aids (,000's)	£135.6	£161.2	£71.5	£78.9	£50.4	£50.4	£35.9	£27.0	£293.4	£317.5	-
Cost for Adult Analogue Hearing Aids (,000's)	£1.2	£1.2	£0.9	£1.0	£0.3	£0.6	£1.5	£2.4	£3.9	£5.2	-
Cost for Child Digital Hearing Aids (,000's)	£4.4	£7.7	£3.1	£3.3	£2.4	£2.1	£0.8	£0.4	£10.6	£13.5	-
Cost for Child Analogue Hearing Aids (,000's)	£0.0	£0.0	£0.0	£0.0	£0.0	£0.0	£0.3	£0.0	£0.3	£0.0	-
<b>Average Cost of Aids Issued</b>											
<b>Average Cost per Aid</b>	<b>£64.4</b>	<b>£75.5</b>	<b>£72.0</b>	<b>£68.2</b>	<b>£55.2</b>	<b>£51.7</b>	<b>£57.8</b>	<b>£54.9</b>	<b>£63.3</b>	<b>£66.7</b>	<b>-</b>
Average Cost of Adult Digital Hearing Aid	£64.6	£75.3	£70.1	£67.0	£55.0	£51.4	£57.8	£53.6	£63.0	£66.1	-
Average Cost of Adult Analogue Hearing Aid	£42.4	£41.5	£130.0	£95.0	£41.0	£46.8	£53.8	£75.2	£55.4	£61.5	-
Average Cost of Child Digital Hearing Aid	£69.1	£93.2	£140.0	£105.5	£62.4	£60.9	£54.2	£56.2	£77.1	£86.8	-
Average Cost of Child Analogue Hearing Aid	£0.0	£0.0	£0.0	£0.0	£0.0	£0.0	£157.0	£0.0	£157.0	-	-

Source: AUD1 Survey

**Appendix 4: Completed Waits for Hearing Aid Assessments and Re-Assessments during Quarter ending 31 March 2008 by HSS Board<sup>1</sup>**

	numbers										percentage
	EHSSB		NHSSB		SHSSB		WHSSB		Northern Ireland		% Change since last quarter
	Mar-08	Dec-07	Mar-08	Dec-07	Mar-08	Dec-07	Mar-08	Dec-07	Mar-08	Dec-07	
<b>All Completed Waits</b>	<b>2,085</b>	<b>2,212</b>	<b>1,049</b>	<b>613</b>	<b>599</b>	<b>607</b>	<b>279</b>	<b>304</b>	<b>4,012</b>	<b>3,736</b>	7%
Less than 3 months	1,963	1,710	1,049	613	444	490	279	304	3,735	3,117	20%
3 to 6 months	122	501	0	0	153	117	0	0	275	618	-56%
6 to 12 months	0	1	0	0	2	0	0	0	2	1	100%
12 months or more	0	0	0	0	0	0	0	0	0	0	-
<b>Completed Waits for Children</b>	<b>63</b>	<b>84</b>	<b>22</b>	<b>8</b>	<b>28</b>	<b>11</b>	<b>2</b>	<b>1</b>	<b>115</b>	<b>104</b>	11%
Less than 3 months	63	84	22	8	28	11	2	1	115	104	11%
3 to 6 months	0	0	0	0	0	0	0	0	0	0	-
6 to 12 months	0	0	0	0	0	0	0	0	0	0	-
12 months or more	0	0	0	0	0	0	0	0	0	0	-
<b>Completed Waits for Adults</b>	<b>2,022</b>	<b>2,128</b>	<b>1,027</b>	<b>605</b>	<b>571</b>	<b>596</b>	<b>277</b>	<b>303</b>	<b>3,897</b>	<b>3,632</b>	7%
Less than 3 months	1,900	1,626	1,027	605	416	479	277	303	3,620	3,013	20%
3 to 6 months	122	501	0	0	153	117	0	0	275	618	-56%
6 to 12 months	0	1	0	0	2	0	0	0	2	1	100%
12 months or more	0	0	0	0	0	0	0	0	0	0	-

Source: AUD1 Survey

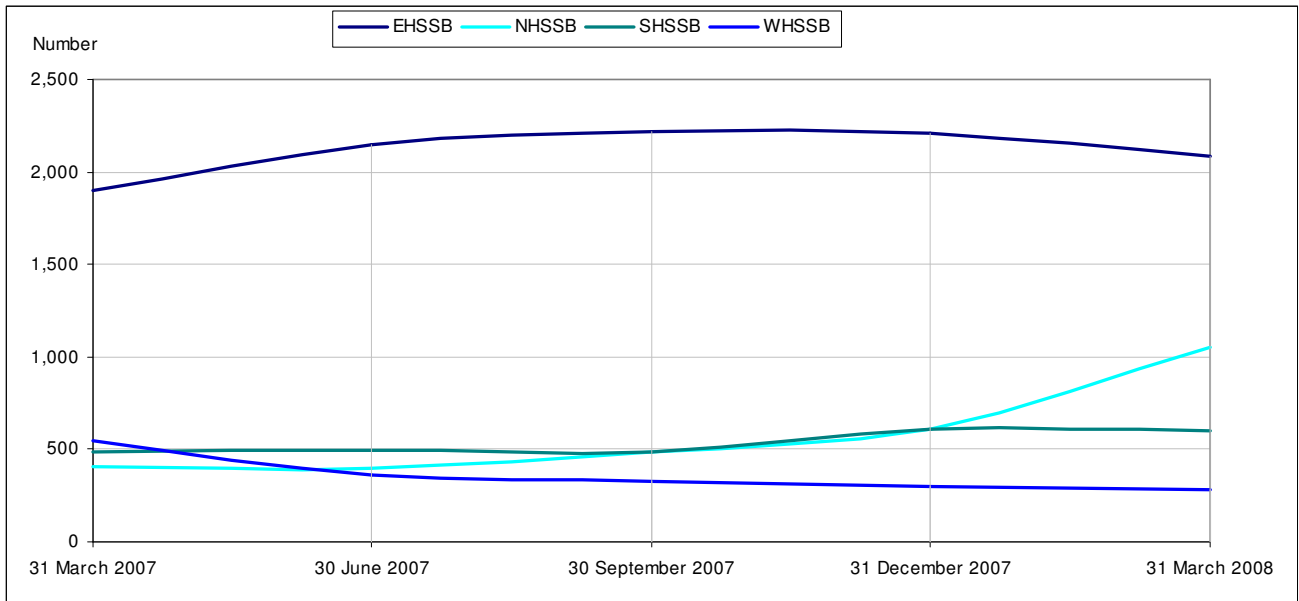
**Appendix 5: HSS Board Analysis of Completed Waits for Hearing Aid Assessments and Re-Assessments during Quarter ending 31 March 2008<sup>1</sup>**

	numbers											
	EHSSB		NHSSB		SHSSB		WHSSB		Northern Ireland			
	Number	%	Number	%	Number	%	Number	%	Number	%		
<b>All Completed Waits</b>	<b>2,085</b>	<b>100</b>	<b>1,049</b>	<b>100</b>	<b>599</b>	<b>100</b>	<b>279</b>	<b>100</b>	<b>4,012</b>	<b>100</b>		
Less than 3 months	1,963	94	1,049	100	444	74	279	100	3,735	93		
3 to 6 months	122	6	0	0	153	26	0	0	275	7		
6 to 12 months	0	0	0	0	2	0	0	0	2	0		
12 months or more	0	0	0	0	0	0	0	0	0	0		
<b>Completed Waits for Children</b>	<b>63</b>	<b>100</b>	<b>22</b>	<b>100</b>	<b>28</b>	<b>100</b>	<b>2</b>	<b>100</b>	<b>115</b>	<b>100</b>		
Less than 3 months	63	100	22	100	28	100	2	100	115	100		
3 to 6 months	0	-	0	-	0	-	0	-	0	-		
6 to 12 months	0	-	0	-	0	-	0	-	0	-		
12 months or more	0	-	0	-	0	-	0	-	0	-		
<b>Completed Waits for Adults</b>	<b>2,022</b>	<b>100</b>	<b>1,027</b>	<b>100</b>	<b>571</b>	<b>100</b>	<b>277</b>	<b>100</b>	<b>3,897</b>	<b>100</b>		
Less than 3 months	1,900	94	1,027	100	416	73	277	100	3,620	93		
3 to 6 months	122	6	0	0	153	27	0	0	275	7		
6 to 12 months	0	0	0	0	2	0	0	0	2	0		
12 months or more	0	0	0	0	0	0	0	0	0	0		

Source: AUD1 Survey

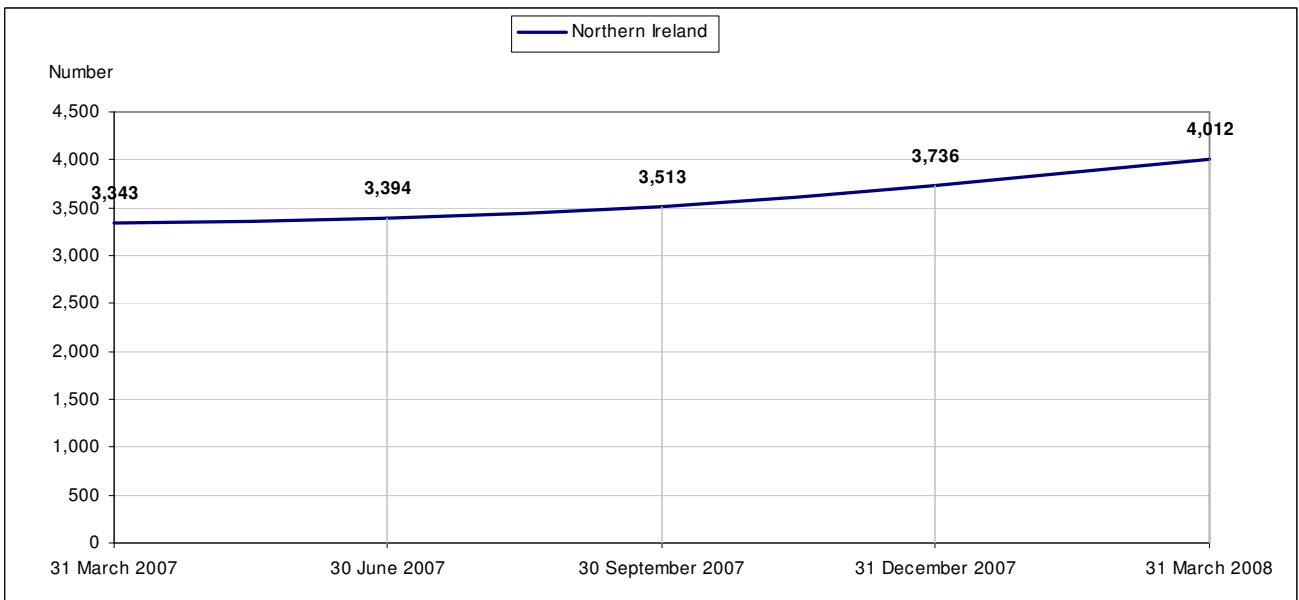
<sup>1</sup> Completed waiting times for hearing aid assessment / re-assessments are counted from the date the referral is received by the Audiology Department until the aid is fitted.

**Figure A1: Completed Waits for Hearing Aid Assessments and Re-Assessments by HSS Board (31 March 2007 - 31 March 2008)**



Source: AUD1 Survey

**Figure A2: Completed Waits for Hearing Aid Assessments and Re-Assessments in Northern Ireland (31 March 2007- 31 March 2008)**



Source: AUD1 Survey

**Appendix 6: Incomplete Waits for a Hearing Aid Assessment/ Re-Assessment at 31 March 2008  
by HSS Board<sup>1</sup>**

	numbers										percentage
	EHSSB		NHSSB		SHSSB		WHSSB		Northern Ireland		% Change since last quarter
	Mar-08	Dec-07	Mar-08	Dec-07	Mar-08	Dec-07	Mar-08	Dec-07	Mar-08	Dec-07	
<b>All Incomplete Waits</b>	<b>378</b>	<b>455</b>	<b>30</b>	<b>47</b>	<b>210</b>	<b>155</b>	<b>139</b>	<b>110</b>	<b>757</b>	<b>767</b>	<b>-1%</b>
Less than 3 months	374	429	29	47	204	155	139	110	746	741	1%
3 to 6 months	4	26	1	0	6	0	0	0	11	26	-58%
6 to 12 months	0	0	0	0	0	0	0	0	0	0	-
12 months or more	0	0	0	0	0	0	0	0	0	0	-
<b>Incomplete Waits for Children</b>	<b>12</b>	<b>21</b>	<b>0</b>	<b>0</b>	<b>2</b>	<b>2</b>	<b>0</b>	<b>1</b>	<b>14</b>	<b>24</b>	<b>-42%</b>
Less than 3 months	12	21	0	0	2	2	0	1	14	24	-42%
3 to 6 months	0	0	0	0	0	0	0	0	0	0	-
6 to 12 months	0	0	0	0	0	0	0	0	0	0	-
12 months or more	0	0	0	0	0	0	0	0	0	0	-
<b>Incomplete Waits for Adults</b>	<b>366</b>	<b>434</b>	<b>30</b>	<b>47</b>	<b>208</b>	<b>153</b>	<b>139</b>	<b>109</b>	<b>743</b>	<b>743</b>	<b>0%</b>
Less than 3 months	362	408	29	47	202	153	139	109	732	717	2%
3 to 6 months	4	26	1	0	6	0	0	0	11	26	-58%
6 to 12 months	0	0	0	0	0	0	0	0	0	0	-
12 months or more	0	0	0	0	0	0	0	0	0	0	-

Source: AUD1 Survey

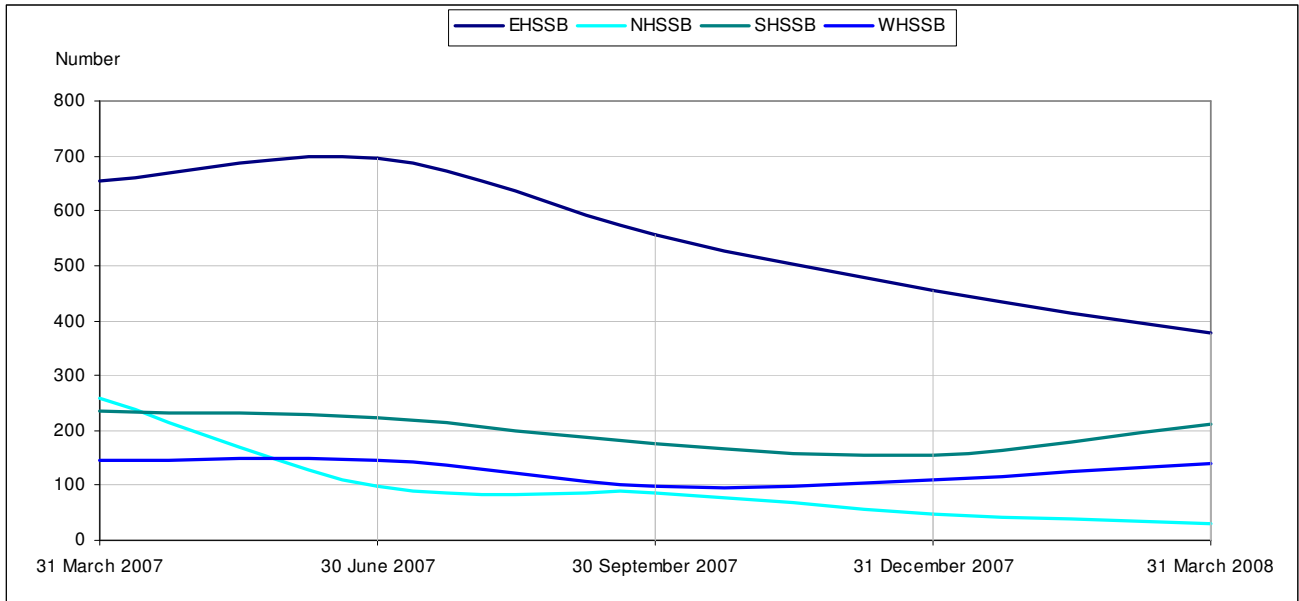
**Appendix 7: HSS Board Analysis of Incomplete Waits for a Hearing Aid Assessment / Re-Assessment at 31 March 2008<sup>1</sup>**

	numbers									
	EHSSB		NHSSB		SHSSB		WHSSB		Northern Ireland	
	Number	%	Number	%	Number	%	Number	%	Number	%
<b>All Incomplete Waits</b>	<b>378</b>	<b>100</b>	<b>30</b>	<b>100</b>	<b>210</b>	<b>100</b>	<b>139</b>	<b>100</b>	<b>757</b>	<b>100</b>
Less than 3 months	374	99	29	97	204	97	139	100	746	99
3 to 6 months	4	1	1	3	6	3	0	0	11	1
6 to 12 months	0	0	0	0	0	0	0	0	0	0
12 months or more	0	0	0	0	0	0	0	0	0	0
<b>Incomplete Waits for Children</b>	<b>12</b>	<b>100</b>	<b>0</b>	<b>-</b>	<b>2</b>	<b>100</b>	<b>0</b>	<b>-</b>	<b>14</b>	<b>100</b>
Less than 3 months	12	100	0	-	2	100	0	-	14	100
3 to 6 months	0	-	0	-	0	-	0	-	0	-
6 to 12 months	0	-	0	-	0	-	0	-	0	-
12 months or more	0	-	0	-	0	-	0	-	0	-
<b>Incomplete Waits for Adults</b>	<b>366</b>	<b>100</b>	<b>30</b>	<b>100</b>	<b>208</b>	<b>100</b>	<b>139</b>	<b>100</b>	<b>743</b>	<b>100</b>
Less than 3 months	362	99	29	97	202	97	139	100	732	99
3 to 6 months	4	1	1	3	6	3	0	0	11	1
6 to 12 months	0	0	0	0	0	0	0	0	0	0
12 months or more	0	0	0	0	0	0	0	0	0	0

Source: AUD1 Survey

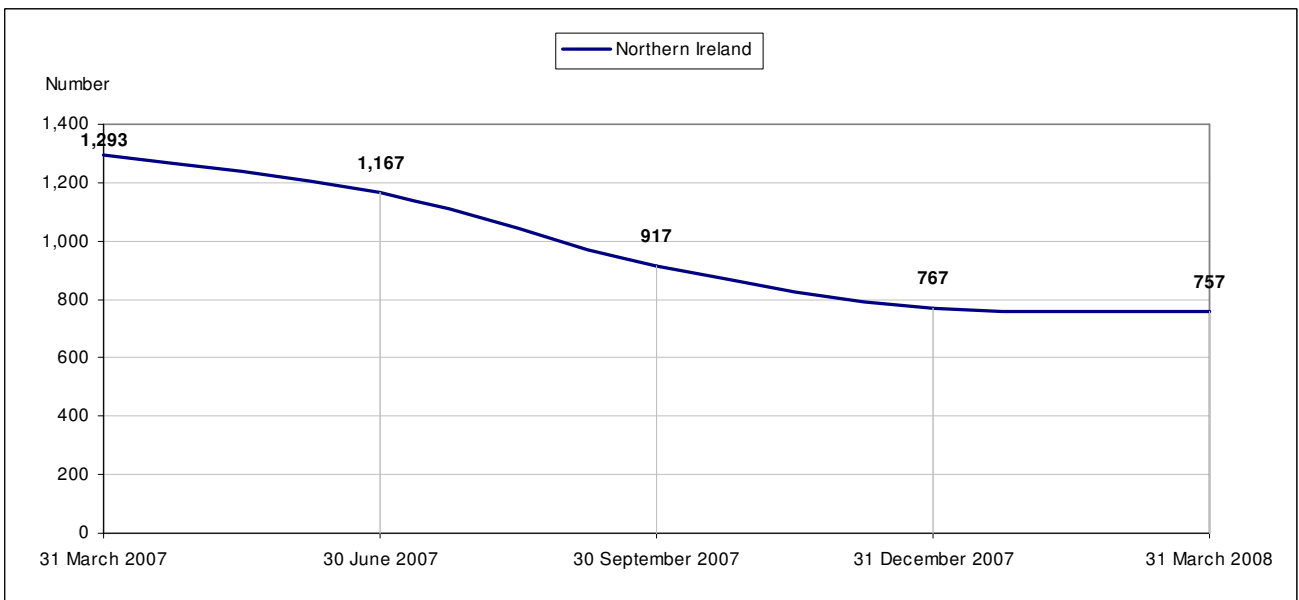
<sup>1</sup> Incomplete waiting times refer to patients who have been referred to the Audiology Department who have not yet been fitted with their aid. Waiting times in this case are counted from the date referral in received until the end of the quarter.

**Figure A3: Incomplete Waits for a Hearing Aid Assessment/ Re-Assessment by HSS Board (31 March 2007 - 31 March 2008)**



Source: AUD1 Survey

**Figure A4: Incomplete Waits for a Hearing Aid Assessment/ Re-Assessment in Northern Ireland (31 March 2007 - 31 March 2008)**




Source: AUD1 Survey

# Additional Information

---

For **further information** on Hearing Aid Assessment/ Re-Assessments carried out in Northern Ireland, please contact:


Karen Bleakley  
Community Information Branch  
Department of Health, Social Services and Public Safety  
Annexe 2  
Castle Buildings  
Stormont  
BT4 3SQ

 028 9052 3299  
Fax: 028 9052 3288

Email: [Karen.Bleakley@dhsspsni.gov.uk](mailto:Karen.Bleakley@dhsspsni.gov.uk)

For **additional copies**, please contact:

Community Information Branch  
Department of Health, Social Services and Public Safety  
Annexe 2  
Castle Buildings  
Stormont  
BT4 3SQ

 028 9052 2804  
Fax: 028 9052 3288

Email: [CIB@dhsspsni.gov.uk](mailto:CIB@dhsspsni.gov.uk)

**Alternatively, this statistical bulletin and other statistical bulletins published by Community Information Branch (CIB) are available to download from the internet at:**

Internet address: [http://www.dhsspsni.gov.uk/index/stats\\_research/stats-cib/stats-cib\\_pubs.htm](http://www.dhsspsni.gov.uk/index/stats_research/stats-cib/stats-cib_pubs.htm)