

Hearing Aid Assessments and Re-assessments during quarter ending 31 March 2009

12 June 2009

Theme:

**Hearing aid assessments
and re-assessments in
Northern Ireland**

Issued by

Community Information
Branch, Information &
Analysis Directorate,
Department of Health, Social
Services & Public Safety,
Stormont Estate,
Belfast, BT3 4SQ

Contact Person

Karen Bleakley
(028) 905 23299

Email

cib@dhsspsni.gov.uk

Internet

[http://www.dhsspsni.gov.uk/
index/stats_research/stats-
cib.htm](http://www.dhsspsni.gov.uk/index/stats_research/stats-cib.htm)

This statistical bulletin presents information on hearing aid assessments and re-assessments by audiologists in Northern Ireland for the quarter ending 31 March 2009. Information has been derived from the quarterly collection AUD1 and monitors information on both adults and children fitted and assessed for hearing aids during the quarter, complaints received, and cost of aids issued. In addition, the return monitors complete and incomplete waits for assessment during the quarter and the length of time patients were waiting or had waited following referral to an audiologist (specified time bands).

Key Findings

Patients Fitted:

- 3,372 patients were fitted with a digital hearing aid or analogue hearing aid during the quarter ending 31 March 2009 (3,343 digital hearing aids and 29 analogue hearing aids).
- Of the 3,372 patients fitted with a hearing aid during the quarter, two thirds (2,246) were new patients.
- Belfast HSC Trust had the highest number of patients fitted with hearing aids during the quarter (1,248), 819 in the South Eastern HSC Trust, 525 in the Southern HSC Trust, 477 in the Northern HSC Trust and 303 in the Western HSC Trust.
- During the quarter, 2,183 existing patients were issued with digital hearing aid replacements or fixes (*To avoid double counting, patients issued with replacement aids/ parts or fixes are not included in the information above*).

Patients Assessed:

- 2,257 new and 1,551 existing patients were assessed for hearing aids during the quarter ending 31 March 2009. Of new patients, 97 adults and 40 children were assessed as unsuitable for a hearing aid.

Cost of Hearing Aids:

- During the quarter ending 31 March 2009, 5,223 aids were issued across the five HSC Trusts at a total cost of £334,903.

Complaints Received:

- Four complaints were reported by Audiology Departments in Northern Ireland during the quarter ending 31 March 2009.

Completed Waiting Times:

- During the quarter ending 31 March 2009, 3,711 patients had their hearing aid assessment/ re-assessment¹ completed. This was 31 (1%) less than the number completed during the previous quarter and 301 (8%) less than the number completed during the same quarter last year.
- Of these 3,711 patients, almost all had been waiting less than 3 months from referral to Audiology Department until the aid was fitted and less than 1% had been waiting 3 to 6 months. This is a decrease in waiting times from the previous quarter where 90% had been waiting less than 3 months and 10% had been waiting 3 to 6 months.

Incomplete Waiting Times:

- At 31 March 2009, 1,113 patients were waiting for their hearing aid assessment/ re-assessment² to be completed. This was 300 (37%) more than the number waiting at the end of the previous quarter and 356 (47%) more than the number waiting at the end of the same quarter last year. The increase in the number of patients waiting (300) was due principally to an increase of 302 in the number waiting in the Northern HSC Trust.
- The highest proportion (92%) of these patients were waiting less than 3 months and 8% were waiting for 3 to 6 months. No patient was waiting more than 6 months.

¹ Completed waiting times for hearing aid assessment/ re-assessments are counted from the date the referral is received by the Audiology Department until the aid is fitted.

² Incomplete waiting times refer to patients who have been referred to the Audiology Department who have not yet been fitted with their aid. Waiting times in this case are counted from the date the referral is received until the end of the quarter.

Contents

	Page
Note to Editors	1
Table A.1: Patients Fitted with Hearing Aids during Quarter, by Type of Aid and Patient Type	2
Table A.2: Patients Assessed for a Hearing Aid during Quarter, by Type of Aid, Patient Type and Outcome of Assessment	3
Table B.1: Number of Aids Issued during Quarter, by Expenditure on these Aids	4
Table C.1: Completed Waits for Hearing Aid Assessments and Re-Assessments during Quarter ending 31 March 2009	5
Table C.2: HSC Trust Analysis of Completed Waits for Hearing Aid Assessments and Re-Assessments during Quarter ending 31 March 2009	5
Figure 1: Completed Waits for Hearing Aid Assessments and Re-Assessments by HSC Trust (31 March 2007 - 31 March 2009)	6
Figure 2: Completed Waits for Hearing Aid Assessments and Re-Assessments in Northern Ireland (31 March 2007 - 31 March 2009)	6
Table C.3: Incomplete Waits for a Hearing Aid Assessment/ Re-Assessment at 31 March 2009	7
Table C.4: HSC Trust Analysis of Incomplete Waits for a Hearing Aid Assessment/ Re-Assessment at 31 March 2009	7
Figure 3: Incomplete Waits for a Hearing Aid Assessment/ Re-Assessment by HSC Trust (31 March 2007 - 31 March 2009)	8
Figure 4: Incomplete Waits for a Hearing Aid Assessment/ Re-Assessment in Northern Ireland (31 March 2007 - 31 March 2009)	8
Appendices: All Tables and Figures by legacy HSS Board	9–15
Additional Information	16

Note to Editors

1. Data is collected on the AUD1 quarterly return, which provides the DHSSPS with aggregate data on children and adults assessed and re-assessed for hearing aids in Northern Ireland.
2. The information presented for the quarter ending 31 March 2009, is based on data reported by 12 audiologists, working in the following former HSS Trusts/ Hospitals; Royal Group of Hospitals, Belfast City Hospital, Mater Hospital, Ulster Community & Hospital, Laganvalley Hospital, Downe Hospital, Causeway/ United Hospitals, Daisy Hill Hospital, Craigavon Area Hospital, Armagh & Dungannon HSS Trust, Altnagelvin Hospital, and Sperrin Lakeland HSS Trust.
3. The information in this bulletin is presented according to HSC Trusts, and is based on the location of the Hospitals/ Trusts, and not where the patient lives, i.e. a patient from Northern HSC Trust may be seen in the Royal but their details will be included in the Belfast HSC Trust.
4. Symbols used:

Symbol	Meaning
-	Figure is suppressed
.	Not applicable

Table A.1: Patients Fitted with Hearing Aids during Quarter, by Type of Aid and Patient Type¹

	numbers												percentage
	Belfast HSC Trust		Northern HSC Trust		South Eastern HSC Trust		Southern HSC Trust		Western HSC Trust		Northern Ireland		% Change since last quarter
	Mar-09	Dec-08	Mar-09	Dec-08	Mar-09	Dec-08	Mar-09	Dec-08	Mar-09	Dec-08	Mar-09	Dec-08	
Total Patients Fitted with a Hearing Aid During the Quarter													
All Patients Fitted	1,248	1,062	477	385	819	864	525	503	303	295	3,372	3,109	8%
Digital Hearing Aid	1,237	1,050	473	379	819	864	521	501	293	291	3,343	3,085	8%
Analogue Hearing Aid	11	12	4	6	0	0	4	2	10	4	29	24	21%
Child Patients Fitted	84	59	5	7	18	12	13	11	5	9	125	98	28%
Digital Hearing Aid	84	59	5	7	18	12	13	11	5	9	125	98	28%
Analogue Hearing Aid	0	0	0	0	0	0	0	0	0	0	0	0	-
Adult Patients Fitted	1,164	1,003	472	378	801	852	512	492	298	286	3,247	3,011	8%
Digital Hearing Aid	1,153	991	468	372	801	852	508	490	288	282	3,218	2,987	8%
Analogue Hearing Aid	11	12	4	6	0	0	4	2	10	4	29	24	21%
New Patients Fitted with a Hearing Aid													
New Patients Fitted	576	510	452	345	567	502	390	396	261	238	2,246	1,991	13%
Digital Hearing Aid	576	510	452	345	567	502	390	396	261	238	2,246	1,991	13%
Analogue Hearing Aid	0	0	0	0	0	0	0	0	0	0	0	0	-
New Child Patients Fitted	22	9	5	7	0	2	11	6	5	4	43	28	54%
Digital Hearing Aid	22	9	5	7	0	2	11	6	5	4	43	28	54%
Analogue Hearing Aid	0	0	0	0	0	0	0	0	0	0	0	0	-
New Adult Patients Fitted	554	501	447	338	567	500	379	390	256	234	2,203	1,963	12%
Digital Hearing Aid	554	501	447	338	567	500	379	390	256	234	2,203	1,963	12%
Analogue Hearing Aid	0	0	0	0	0	0	0	0	0	0	0	0	-
Existing Patients Fitted with a Hearing Aid													
Existing Patients Fitted	672	552	25	40	252	362	135	107	42	57	1,126	1,118	1%
Digital Hearing Aid	661	540	21	34	252	362	131	105	32	53	1,097	1,094	0%
Analogue Hearing Aid	11	12	4	6	0	0	4	2	10	4	29	24	21%
Existing Child Patients Fitted	62	50	0	0	18	10	2	5	0	5	82	70	17%
Digital Hearing Aid	62	50	0	0	18	10	2	5	0	5	82	70	17%
Analogue Hearing Aid	0	0	0	0	0	0	0	0	0	0	0	0	-
Existing Adult Patients Fitted	610	502	25	40	234	352	133	102	42	52	1,044	1,048	0%
Digital Hearing Aid	599	490	21	34	234	352	129	100	32	48	1,015	1,024	-1%
Analogue Hearing Aid	11	12	4	6	0	0	4	2	10	4	29	24	21%
Patients Fitted with Digital Hearing Aid Replacements¹													
Patients Issued with Replacements¹	681	573	563	575	239	365	369	332	331	412	2,183	2,257	-3%
Child Patients Fitted with Digital Hearing Aid Replacements	1	0	21	28	8	0	16	20	14	32	60	80	-25%
Adult Patients Fitted with Digital Hearing Aid Replacements	680	573	542	547	231	365	353	312	317	380	2,123	2,177	-2%

Source: AUD1 Survey

¹ Digital hearing aid replacements are only issued to existing patients who have already been fitted with a digital hearing aid. Please note that these should not be added to the total digital hearing aids and analogue hearing aids issued to the patient.

Table A.2: Patients Assessed for a Hearing Aid during Quarter, by Type of Aid, Patient Type and Outcome of Assessment¹

	numbers												percentage
	Belfast HSC Trust		Northern HSC Trust		South Eastern HSC Trust		Southern HSC Trust		Western HSC Trust		Northern Ireland		% Change since last quarter
	Mar-09	Dec-08	Mar-09	Dec-08	Mar-09	Dec-08	Mar-09	Dec-08	Mar-09	Dec-08	Mar-09	Dec-08	
All Patients Assessed													
All Patients Assessed	1,248	1,087	540	443	870	898	731	814	290	311	3,679	3,553	4%
All Adults Assessed for a Digital Hearing Aid	1,165	1,027	535	435	870	886	675	746	280	307	3,525	3,401	4%
All Children Assessed for a Digital Hearing Aid	83	60	5	8	0	12	56	68	10	4	154	152	1%
New Patients Assessed													
New Patients Assessed	587	547	463	379	572	510	422	501	213	246	2,257	2,183	3%
Adult Patients Assessed as Suitable for a Digital Hearing Aid	552	517	428	345	567	500	335	395	199	237	2,081	1,994	4%
Child Patients Assessed as Suitable for a Digital Hearing Aid	21	10	5	8	0	2	7	7	6	4	39	31	26%
Adult Patients Assessed as Unsuitable for a Digital Hearing Aid	14	20	30	26	5	8	40	48	8	5	97	107	-9%
Child Patients Assessed as Unsuitable for a Digital Hearing Aid	0	0	0	0	0	0	40	51	0	0	40	51	-22%
Total Adult Patients Assessed for a Digital Hearing Aid	566	537	458	371	572	508	375	443	207	242	2,178	2,101	4%
Total Child Patients Assessed for a Digital Hearing Aid	21	10	5	8	0	2	47	58	6	4	79	82	-4%
Existing Patients Assessed¹													
Existing Patients Assessed¹	661	540	77	64	298	388	309	313	77	65	1,422	1,370	4%
Adult Patients Assessed as Suitable for a Digital Hearing Aid	599	490	77	64	298	378	300	303	73	65	1,347	1,300	4%
Child Patients Assessed as Suitable for a Digital Hearing Aid	62	50	0	0	0	10	9	10	4	0	75	70	7%

Source: AUD1 Survey

¹ During the quarter ending 31 March 2009, the Northern HSC Trust (Causeway / United Hospitals) had an additional 2 existing adult patients assessed as unsuitable for a digital hearing aid, the South Eastern HSC Trust (Down Lisburn) had an additional 77 existing adult patients assessed as unsuitable for a digital hearing aid and the Southern HSC Trust (Craigavon Area Hospital) had an additional 45 existing adult patients and 5 existing child patients assessed as unsuitable for a digital hearing aid.

Table B.1: Number of Aids Issued during Quarter, by Expenditure on these Aids

	numbers												% Change since last quarter
	Belfast HSC Trust		Northern HSC Trust		South Eastern HSC Trust		Southern HSC Trust		Western HSC Trust		Northern Ireland		
	Mar-09	Dec-08	Mar-09	Dec-08	Mar-09	Dec-08	Mar-09	Dec-08	Mar-09	Dec-08	Mar-09	Dec-08	
All Aids Issued													
Total Number of Aids Issued	1,435	1,268	1,040	926	1,058	1,229	1,050	1,069	640	707	5,223	5,199	0%
Adults receiving Digital Hearing Aids	1,339	1,197	1,010	885	1,032	1,217	1,012	1,028	605	662	4,998	4,989	0%
Adults receiving Analogue Hearing Aids	11	12	4	6	0	0	4	2	10	4	29	24	21%
Children receiving Digital Hearing Aids	85	59	26	35	26	12	34	39	25	41	196	186	5%
Children receiving Analogue Hearing Aids	0	0	0	0	0	0	0	0	0	0	0	0	—
Total Cost of Aids Issued													
Total Cost of Aids Issued during Quarter (,000's)	£94.0	£81.6	£74.3	£63.2	£66.9	£79.1	£61.7	£60.4	£38.0	£40.3	£334.9	£324.5	-
Cost for Adult Digital Hearing Aids (,000's)	£86.5	£76.1	£69.7	£56.3	£63.2	£75.5	£58.9	£57.5	£35.4	£37.5	£313.7	£302.9	-
Cost for Adult Analogue Hearing Aids (,000's)	£0.4	£0.5	£0.7	£0.9	£0.0	£0.0	£0.2	£0.1	£1.2	£0.2	£2.5	£1.7	-
Cost for Child Digital Hearing Aids (,000's)	£7.1	£5.0	£3.9	£6.0	£3.7	£3.6	£2.6	£2.8	£1.4	£2.6	£18.8	£20.0	-
Cost for Child Analogue Hearing Aids (,000's)	£0.0	£0.0	£0.0	£0.0	£0.0	£0.0	£0.0	£0.0	£0.0	£0.0	£0.0	£0.0	-
Average Cost of Aids Issued													
Average Cost per Aid	£65.5	£64.3	£71.4	£68.2	£63.3	£64.4	£58.8	£56.5	£59.3	£57.0	£64.1	£62.4	-
Average Cost of Adult Digital Hearing Aid	£64.6	£63.6	£69.0	£63.6	£61.2	£62.1	£58.2	£55.9	£58.5	£56.6	£62.8	£60.7	-
Average Cost of Adult Analogue Hearing Aid	£33.6	£38.8	£179.0	£149.2	£0.0	£0.0	£50.8	£53.5	£117.8	£50.0	£85.1	£69.5	-
Average Cost of Child Digital Hearing Aid	£83.6	£84.7	£150.0	£171.4	£143.8	£300.0	£77.6	£71.0	£55.8	£63.7	£95.8	£107.4	-
Average Cost of Child Analogue Hearing Aid	£0.0	£0.0	£0.0	£0.0	£0.0	£0.0	£0.0	£0.0	£0.0	£0.0	-	-	-

Source: AUD1 Survey

Table C.1: Completed Waits for Hearing Aid Assessments and Re-Assessments during Quarter ending 31 March 2009¹

	numbers												percentage
	Belfast HSC Trust		Northern HSC Trust		South Eastern HSC Trust		Southern HSC Trust		Western HSC Trust		Northern Ireland		% Change since last quarter
	Mar-09	Dec-08	Mar-09	Dec-08	Mar-09	Dec-08	Mar-09	Dec-08	Mar-09	Dec-08	Mar-09	Dec-08	
All Completed Waits	1,322	1,183	494	407	983	1,249	619	612	293	291	3,711	3,742	-1%
Less than 3 months	1,322	1,183	494	407	983	904	605	583	293	291	3,697	3,368	10%
3 to 6 months	0	0	0	0	0	345	14	29	0	0	14	374	-96%
6 to 12 months	0	0	0	0	0	0	0	0	0	0	0	0	-
12 months or more	0	0	0	0	0	0	0	0	0	0	0	0	-
Completed Waits for Children	85	59	26	35	18	12	18	21	5	9	152	136	12%
Less than 3 months	85	59	26	35	18	12	18	21	5	9	152	136	12%
3 to 6 months	0	0	0	0	0	0	0	0	0	0	0	0	-
6 to 12 months	0	0	0	0	0	0	0	0	0	0	0	0	-
12 months or more	0	0	0	0	0	0	0	0	0	0	0	0	-
Completed Waits for Adults	1,237	1,124	468	372	965	1,237	601	591	288	282	3,559	3,606	-1%
Less than 3 months	1,237	1,124	468	372	965	892	587	562	288	282	3,545	3,232	10%
3 to 6 months	0	0	0	0	0	345	14	29	0	0	14	374	-96%
6 to 12 months	0	0	0	0	0	0	0	0	0	0	0	0	-
12 months or more	0	0	0	0	0	0	0	0	0	0	0	0	-

Source: AUD1 Survey

Table C.2: HSC Trust Analysis of Completed Waits for Hearing Aid Assessments and Re-Assessments during Quarter ending 31 March 2009¹

	numbers											
	Belfast HSC Trust		Northern HSC Trust		South Eastern HSC Trust		Southern HSC Trust		Western HSC Trust		Northern Ireland	
	Number	%	Number	%	Number	%	Number	%	Number	%	Number	%
All Completed Waits	1,322	100	494	100	983	100	619	100	293	100	3,711	100
Less than 3 months	1,322	100	494	100	983	100	605	98	293	100	3,697	100
3 to 6 months	0	0	0	0	0	0	14	2	0	0	14	0
6 to 12 months	0	0	0	0	0	0	0	0	0	0	0	0
12 months or more	0	0	0	0	0	0	0	0	0	0	0	0
Completed Waits for Children	85	100	26	100	18	100	18	100	5	100	152	100
Less than 3 months	85	100	26	100	18	100	18	100	5	100	152	100
3 to 6 months	0	-	0	-	0	-	0	-	0	-	0	-
6 to 12 months	0	-	0	-	0	-	0	-	0	-	0	-
12 months or more	0	-	0	-	0	-	0	-	0	-	0	-
Completed Waits for Adults	1,237	100	468	100	965	100	601	100	288	100	3,559	100
Less than 3 months	1,237	100	468	100	965	100	587	98	288	100	3,545	100
3 to 6 months	0	0	0	0	0	0	14	2	0	0	14	0
6 to 12 months	0	0	0	0	0	0	0	0	0	0	0	0
12 months or more	0	0	0	0	0	0	0	0	0	0	0	0

Source: AUD1 Survey

¹ Completed waiting times for hearing aid assessment / re-assessments are counted from the date the referral is received by the Audiology Department until the aid is fitted.

Figure 1: Completed Waits for Hearing Aid Assessments and Re-Assessments by HSC Trust (31 March 2007 - 31 March 2009)

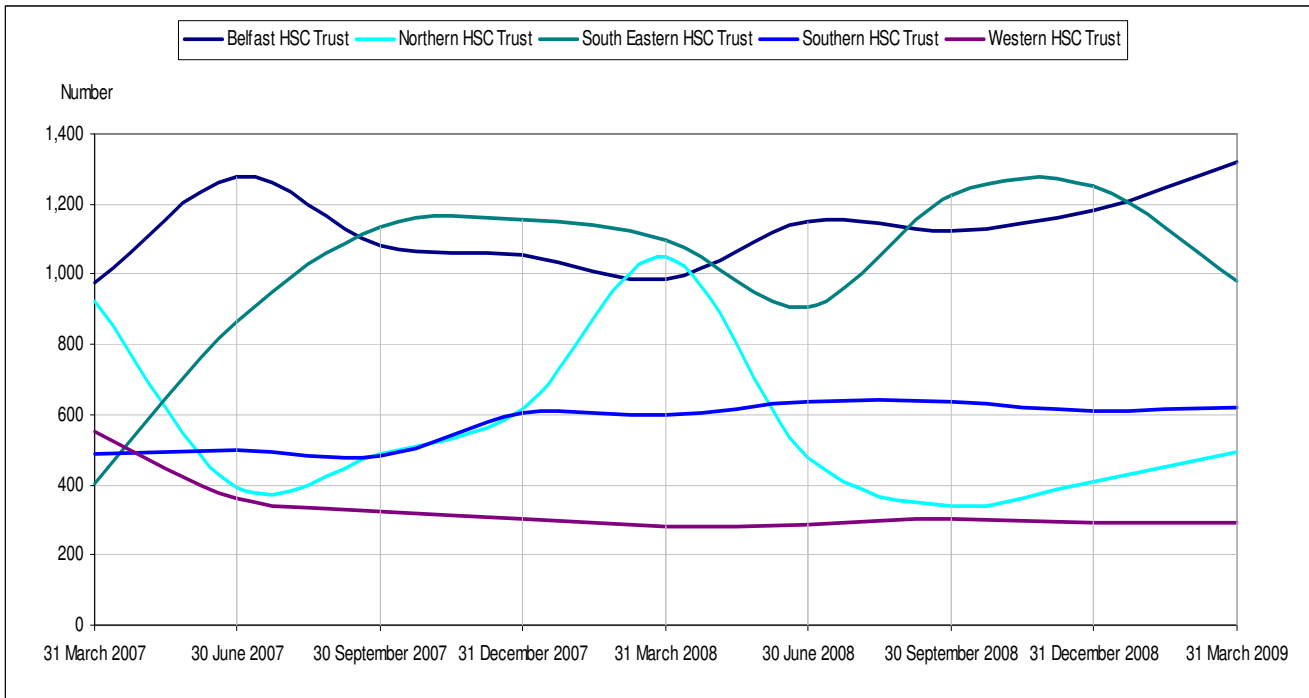


Figure 2: Completed Waits for Hearing Aid Assessments and Re-Assessments in Northern Ireland (31 March 2007 - 31 March 2009)

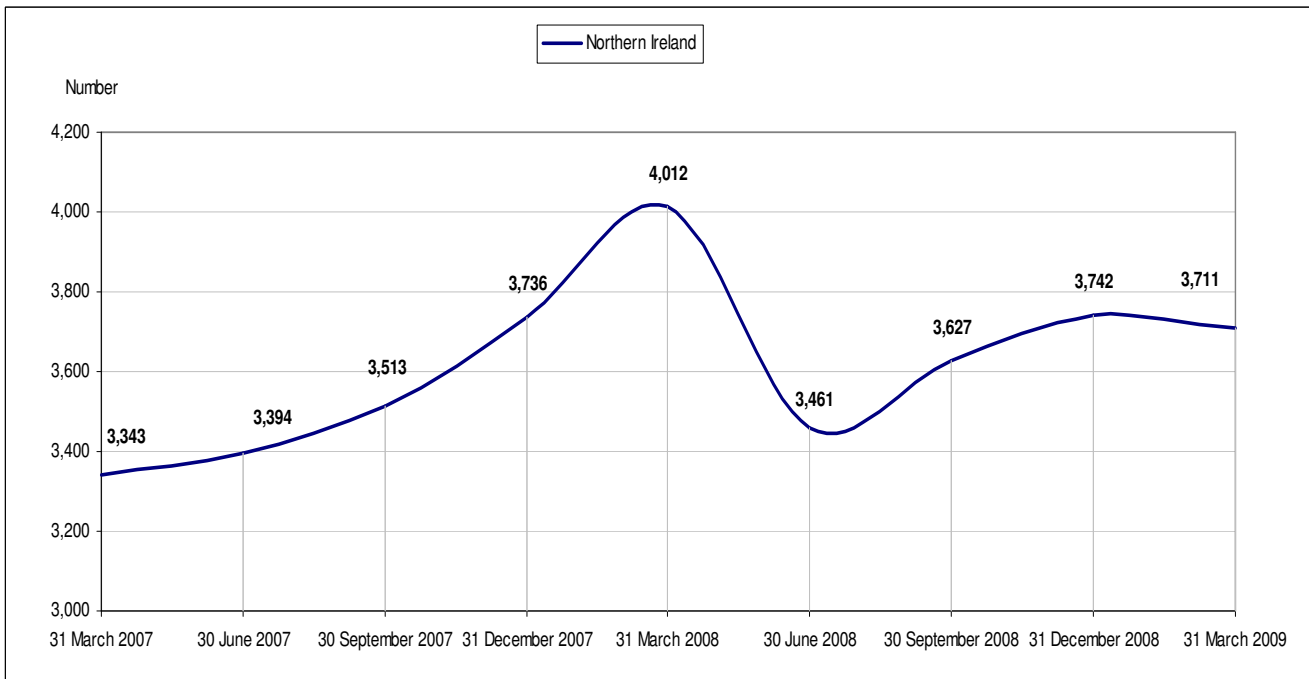


Table C.3: Incomplete Waits for a Hearing Aid Assessment/ Re-Assessment at 31 March 2009^{1,2}

	numbers												% Change since last quarter
	Belfast HSC Trust		Northern HSC Trust		South Eastern HSC Trust		Southern HSC Trust		Western HSC Trust		Northern Ireland		
	Mar-09	Dec-08	Mar-09	Dec-08	Mar-09	Dec-08	Mar-09	Dec-08	Mar-09	Dec-08	Mar-09	Dec-08	
All Incomplete Waits	389	439	370	68	42	44	213	158	99	104	1,113	813	37%
Less than 3 months	305	335	370	68	42	44	212	157	99	104	1,028	708	45%
3 to 6 months	84	104	0	0	0	0	1	1	0	0	85	105	-19%
6 to 12 months	0	0	0	0	0	0	0	0	0	0	0	0	-
12 months or more	0	0	0	0	0	0	0	0	0	0	0	0	-
Incomplete Waits for Children	1	3	0	0	1	1	0	1	1	1	3	6	-50%
Less than 3 months	1	3	0	0	1	1	0	1	1	1	3	6	-50%
3 to 6 months	0	0	0	0	0	0	0	0	0	0	0	0	-
6 to 12 months	0	0	0	0	0	0	0	0	0	0	0	0	-
12 months or more	0	0	0	0	0	0	0	0	0	0	0	0	-
Incomplete Waits for Adults	388	436	370	68	41	43	213	157	98	103	1,110	807	38%
Less than 3 months	304	332	370	68	41	43	212	156	98	103	1,025	702	46%
3 to 6 months	84	104	0	0	0	0	1	1	0	0	85	105	-19%
6 to 12 months	0	0	0	0	0	0	0	0	0	0	0	0	-
12 months or more	0	0	0	0	0	0	0	0	0	0	0	0	-

Source: AUD1 Survey

Table C.4: HSC Trust Analysis of Incomplete Waits for a Hearing Aid Assessment/ Re- Assessment at 31 March 2009^{1,2}

	numbers											
	Belfast HSC Trust		Northern HSC Trust		South Eastern HSC Trust		Southern HSC Trust		Western HSC Trust		Northern Ireland	
	Number	%	Number	%	Number	%	Number	%	Number	%	Number	%
All Incomplete Waits	389	100	370	100	42	100	213	100	99	100	1,113	100
Less than 3 months	305	78	370	100	42	100	212	100	99	100	1,028	92
3 to 6 months	84	22	0	0	0	0	1	0	0	0	85	8
6 to 12 months	0	0	0	0	0	0	0	0	0	0	0	0
12 months or more	0	0	0	0	0	0	0	0	0	0	0	0
Incomplete Waits for Children	1	100	0	-	1	100	0	-	1	100	3	100
Less than 3 months	1	100	0	-	1	100	0	-	1	100	3	100
3 to 6 months	0	-	0	-	0	-	0	-	0	-	0	-
6 to 12 months	0	-	0	-	0	-	0	-	0	-	0	-
12 months or more	0	-	0	-	0	-	0	-	0	-	0	-
Incomplete Waits for Adults	388	100	370	100	41	100	213	100	98	100	1,110	100
Less than 3 months	304	78	370	100	41	100	212	100	98	100	1,025	92
3 to 6 months	84	22	0	0	0	0	1	0	0	0	85	8
6 to 12 months	0	0	0	0	0	0	0	0	0	0	0	0
12 months or more	0	0	0	0	0	0	0	0	0	0	0	0

Source: AUD1 Survey

¹ Incomplete waiting times refer to patients who have been referred to the Audiology Department who have not yet been fitted with their aid. Waiting times in this case are counted from the date the referral is received until the end of the quarter.

² Incomplete waiting times increased in the Northern HSC Trust due to priorities given to government set targets for diagnostics.

Figure 3: Incomplete Waits for a Hearing Aid Assessment/ Re-Assessment by HSC Trust (31 March 2007 - 31 March 2009)¹

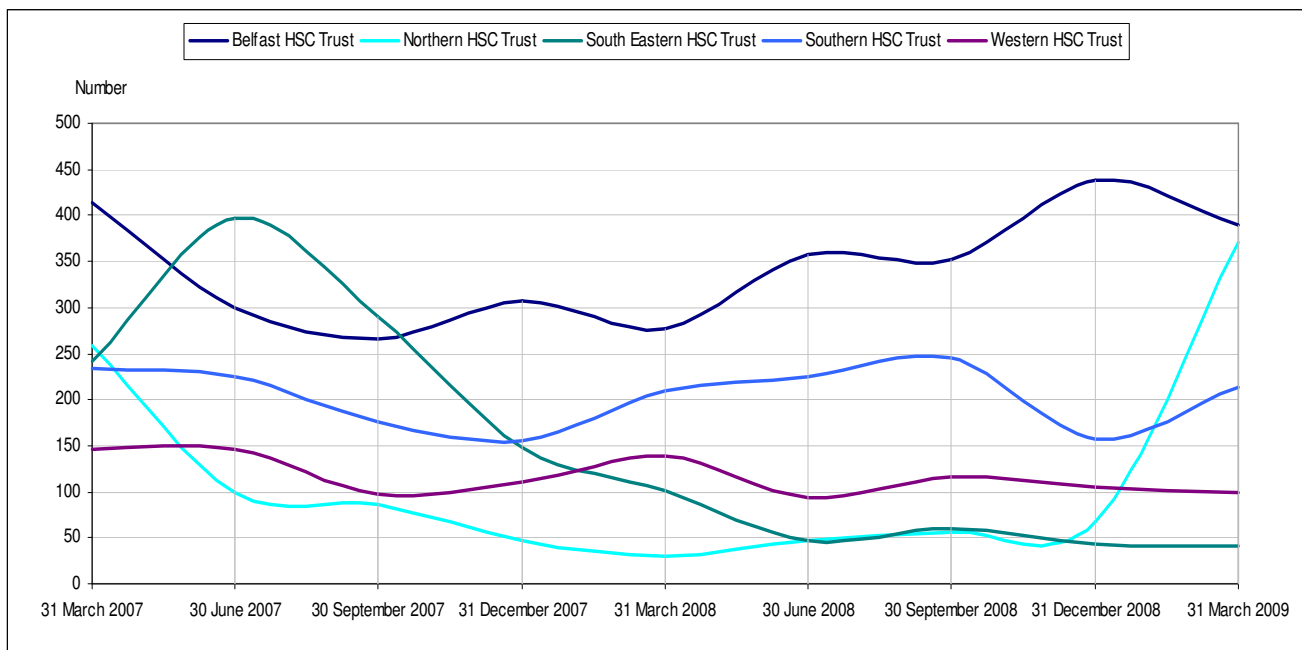
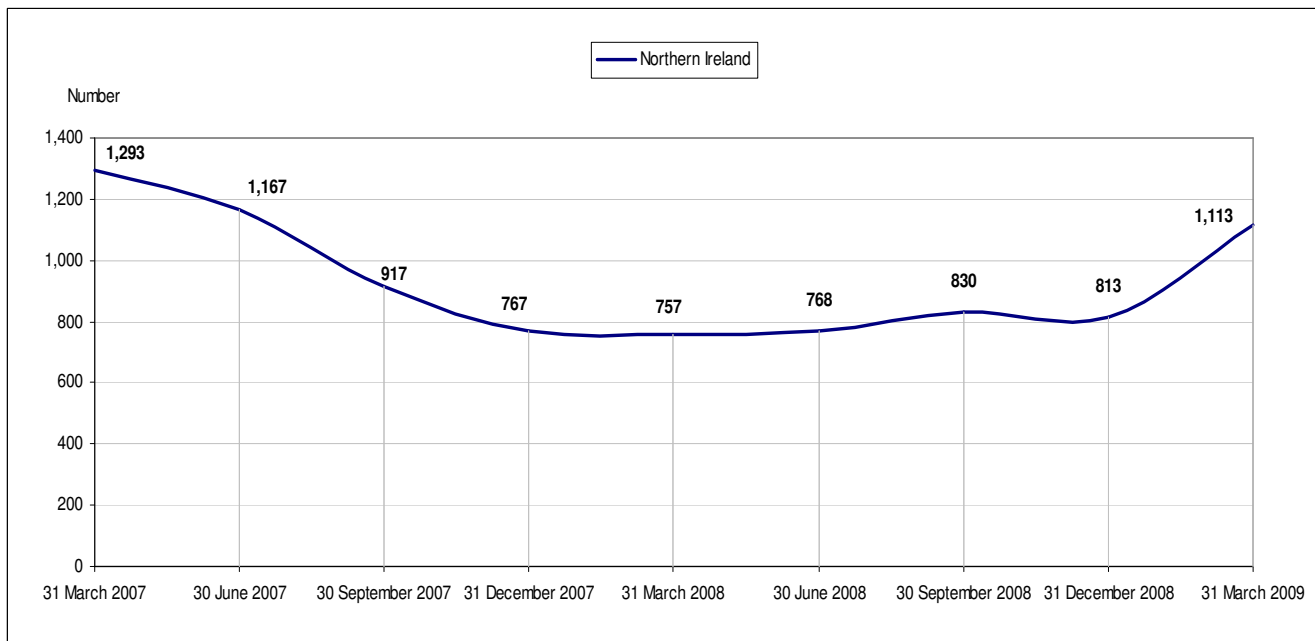


Figure 4: Incomplete Waits for a Hearing Aid Assessment/ Re-Assessment in Northern Ireland (31 March 2007- 31 March 2009)¹



¹ Incomplete waiting times increased in the Northern HSC Trust due to priorities given to government set targets for diagnostics.

Appendices

Appendix 1: Patients Fitted with Hearing Aids during Quarter, by Type of Aid, Patient Type and legacy HSS Board¹

	numbers										percentage % Change since last quarter
	EHSSB		NHSSB		SHSSB		WHSSB		Northern Ireland		
	Mar-09	Dec-08	Mar-09	Dec-08	Mar-09	Dec-08	Mar-09	Dec-08	Mar-09	Dec-08	
Total Patients Fitted with a Hearing Aid During the Quarter											
All Patients Fitted	2,067	1,926	477	385	525	503	303	295	3,372	3,109	8%
Digital Hearing Aid	2,056	1,914	473	379	521	501	293	291	3,343	3,085	8%
Analogue Hearing Aid	11	12	4	6	4	2	10	4	29	24	21%
Child Patients Fitted	102	71	5	7	13	11	5	9	125	98	28%
Digital Hearing Aid	102	71	5	7	13	11	5	9	125	98	28%
Analogue Hearing Aid	0	0	0	0	0	0	0	0	0	0	-
Adult Patients Fitted	1,965	1,855	472	378	512	492	298	286	3,247	3,011	8%
Digital Hearing Aid	1,954	1,843	468	372	508	490	288	282	3,218	2,987	8%
Analogue Hearing Aid	11	12	4	6	4	2	10	4	29	24	21%
New Patients Fitted with a Hearing Aid											
New Patients Fitted	1,143	1,012	452	345	390	396	261	238	2,246	1,991	13%
Digital Hearing Aid	1,143	1,012	452	345	390	396	261	238	2,246	1,991	13%
Analogue Hearing Aid	0	0	0	0	0	0	0	0	0	0	-
New Child Patients Fitted	22	11	5	7	11	6	5	4	43	28	54%
Digital Hearing Aid	22	11	5	7	11	6	5	4	43	28	54%
Analogue Hearing Aid	0	0	0	0	0	0	0	0	0	0	-
New Adult Patients Fitted	1,121	1,001	447	338	379	390	256	234	2,203	1,963	12%
Digital Hearing Aid	1,121	1,001	447	338	379	390	256	234	2,203	1,963	12%
Analogue Hearing Aid	0	0	0	0	0	0	0	0	0	0	-
Existing Patients Fitted with a Hearing Aid											
Existing Patients Fitted	924	914	25	40	135	107	42	57	1,126	1,118	1%
Digital Hearing Aid	913	902	21	34	131	105	32	53	1,097	1,094	0%
Analogue Hearing Aid	11	12	4	6	4	2	10	4	29	24	21%
Existing Child Patients Fitted	80	60	0	0	2	5	0	5	82	70	17%
Digital Hearing Aid	80	60	0	0	2	5	0	5	82	70	17%
Analogue Hearing Aid	0	0	0	0	0	0	0	0	0	0	-
Existing Adult Patients Fitted	844	854	25	40	133	102	42	52	1,044	1,048	0%
Digital Hearing Aid	833	842	21	34	129	100	32	48	1,015	1,024	-1%
Analogue Hearing Aid	11	12	4	6	4	2	10	4	29	24	21%
Patients Fitted with Digital Hearing Aid Replacements¹											
Patients Issued with Replacements¹	920	938	563	575	369	332	331	412	2,183	2,257	-3%
Child Patients Fitted with Digital Hearing Aid Replacements	9	0	21	28	16	20	14	32	60	80	-25%
Adult Patients Fitted with Digital Hearing Aid Replacements	911	938	542	547	353	312	317	380	2,123	2,177	-2%

Source: AUD1 Survey

¹ Digital hearing aid replacements are only issued to existing patients who have already been fitted with a digital hearing aid. Please note that these should not be added to the total digital hearing aids and analogue hearing aids issued to the patient.

Appendix 2: Patients Assessed for a Hearing Aid during Quarter, by Type of Aid, Patient Type, Outcome of Assessment and legacy HSS Board¹

	numbers										percentage	
	EHSSB		NHSSB		SHSSB		WHSSB		Northern Ireland			% Change since last quarter
	Mar-09	Dec-08	Mar-09	Dec-08	Mar-09	Dec-08	Mar-09	Dec-08	Mar-09	Dec-08		
All Patients Assessed												
All Patients Assessed	2,118	1,985	540	443	731	814	290	311	3,679	3,553	4%	
All Adults Assessed for a Digital Hearing Aid	2,035	1,913	535	435	675	746	280	307	3,525	3,401	4%	
All Children Assessed for a Digital Hearing Aid	83	72	5	8	56	68	10	4	154	152	1%	
New Patients Assessed												
New Patients Assessed	1,159	1,057	463	379	422	501	213	246	2,257	2,183	3%	
Adult Patients Assessed as Suitable for a Digital Hearing Aid	1,119	1,017	428	345	335	395	199	237	2,081	1,994	4%	
Child Patients Assessed as Suitable for a Digital Hearing Aid	21	12	5	8	7	7	6	4	39	31	26%	
Adult Patients Assessed as Unsuitable for a Digital Hearing Aid	19	28	30	26	40	48	8	5	97	107	-9%	
Child Patients Assessed as Unsuitable for a Digital Hearing Aid	0	0	0	0	40	51	0	0	40	51	-22%	
Total Adult Patients Assessed as Suitable for a Digital Hearing Aid	1,138	1,045	458	371	375	443	207	242	2,178	2,101	4%	
Total Child Patients Assessed as Suitable for a Digital Hearing Aid	21	12	5	8	47	58	6	4	79	82	-4%	
Existing Patients Assessed												
Existing Patients Assessed	959	928	77	64	309	313	77	65	1,422	1,370	4%	
Adult Patients Assessed as Suitable for a Digital Hearing Aid	897	868	77	64	300	303	73	65	1,347	1,300	4%	
Child Patients Assessed as Suitable for a Digital Hearing Aid	62	60	0	0	9	10	4	0	75	70	7%	

Source: AUD1 Survey

¹ During the quarter ending 31 March 2009, the Eastern HSS Board (Down Lisburn) had an additional 77 existing adult patients assessed as unsuitable for a digital hearing aid, the Northern HSS Board (Causeway / United Hospitals) had an additional 2 existing adult patients assessed as unsuitable for a digital hearing aid and the Southern HSS Board (Craigavon Area Hospital) had an additional 45 existing adult patients and 5 existing child patients assessed as unsuitable for a digital hearing aid.

Appendix 3: Number of Aids Issued during Quarter, by Expenditure on these Aids and legacy HSS Board

	numbers										% Change since last quarter
	EHSSB		NHSSB		SHSSB		WHSSB		Northern Ireland		
	Mar-09	Dec-08	Mar-09	Dec-08	Mar-09	Dec-08	Mar-09	Dec-08	Mar-09	Dec-08	
All Aids Issued											
Total Number of Aids Issued	2,493	2,497	1,040	926	1,050	1,069	640	707	5,223	5,199	0%
Adults receiving Digital Hearing Aids	2,371	2,414	1,010	885	1,012	1,028	605	662	4,998	4,989	0%
Adults receiving Analogue Hearing Aids	11	12	4	6	4	2	10	4	29	24	21%
Children receiving Digital Hearing Aids	111	71	26	35	34	39	25	41	196	186	5%
Children receiving Analogue Hearing Aids	0	0	0	0	0	0	0	0	0	0	-
Total Cost of Aids Issued											
Total Cost of Aids Issued during Quarter (,000's)	£160.9	£160.7	£74.3	£63.2	£61.7	£60.4	£38.0	£40.3	£334.9	£324.5	-
Cost for Adult Digital Hearing Aids (,000's)	£149.7	£151.6	£69.7	£56.3	£58.9	£57.5	£35.4	£37.5	£313.7	£302.9	-
Cost for Adult Analogue Hearing Aids (,000's)	£0.4	£0.5	£0.7	£0.9	£0.2	£0.1	£1.2	£0.2	£2.5	£1.7	-
Cost for Child Digital Hearing Aids (,000's)	£10.8	£8.6	£3.9	£6.0	£2.6	£2.8	£1.4	£2.6	£18.8	£20.0	-
Cost for Child Analogue Hearing Aids (,000's)	£0.0	£0.0	£0.0	£0.0	£0.0	£0.0	£0.0	£0.0	£0.0	£0.0	-
Average Cost of Aids Issued											
Average Cost per Aid	£64.5	£64.3	£71.4	£68.2	£58.8	£56.5	£59.3	£57.0	£64.1	£62.4	-
Average Cost of Adult Digital Hearing Aid	£63.1	£62.8	£69.0	£63.6	£58.2	£55.9	£58.5	£56.6	£62.8	£60.7	-
Average Cost of Adult Analogue Hearing Aid	£33.6	£38.8	£179.0	£149.2	£50.8	£53.5	£117.8	£50.0	£85.1	£69.5	-
Average Cost of Child Digital Hearing Aid	£97.7	£121.1	£150.0	£171.4	£77.6	£71.0	£55.8	£63.7	£95.8	£107.4	-
Average Cost of Child Analogue Hearing Aid	£0.0	£0.0	£0.0	£0.0	£0.0	£0.0	£0.0	£0.0	-	-	-

Source: AUD1 Survey

Appendix 4: Completed Waits for Hearing Aid Assessments and Re-Assessments during Quarter ending 31 March 2009 by legacy HSS Board¹

	numbers										percentage
	EHSSB		NHSSB		SHSSB		WHSSB		Northern Ireland		% Change since last quarter
	Mar-09	Dec-08	Mar-09	Dec-08	Mar-09	Dec-08	Mar-09	Dec-08	Mar-09	Dec-08	
All Completed Waits	2,305	2,432	494	407	619	612	293	291	3,711	3,742	-1%
Less than 3 months	2,305	2,087	494	407	605	583	293	291	3,697	3,368	10%
3 to 6 months	0	345	0	0	14	29	0	0	14	374	-96%
6 to 12 months	0	0	0	0	0	0	0	0	0	0	-
12 months or more	0	0	0	0	0	0	0	0	0	0	-
Completed Waits for Children	103	71	26	35	18	21	5	9	152	136	12%
Less than 3 months	103	71	26	35	18	21	5	9	152	136	12%
3 to 6 months	0	0	0	0	0	0	0	0	0	0	-
6 to 12 months	0	0	0	0	0	0	0	0	0	0	-
12 months or more	0	0	0	0	0	0	0	0	0	0	-
Completed Waits for Adults	2,202	2,361	468	372	601	591	288	282	3,559	3,606	-1%
Less than 3 months	2,202	2,016	468	372	587	562	288	282	3,545	3,232	10%
3 to 6 months	0	345	0	0	14	29	0	0	14	374	-96%
6 to 12 months	0	0	0	0	0	0	0	0	0	0	-
12 months or more	0	0	0	0	0	0	0	0	0	0	-

Source: AUD1 Survey

Appendix 5: Legacy HSS Board Analysis of Completed Waits for Hearing Aid Assessments and Re-Assessments during Quarter ending 31 March 2009¹

	numbers											
	EHSSB		NHSSB		SHSSB		WHSSB		Northern Ireland			
	Number	%	Number	%	Number	%	Number	%	Number	%		
All Completed Waits	2,305	100	494	100	619	100	293	100	3,711	100		
Less than 3 months	2,305	100	494	100	605	98	293	100	3,697	100		
3 to 6 months	0	0	0	0	14	2	0	0	14	0		
6 to 12 months	0	0	0	0	0	0	0	0	0	0		
12 months or more	0	0	0	0	0	0	0	0	0	0		
Completed Waits for Children	103	100	26	100	18	100	5	100	152	100		
Less than 3 months	103	100	26	100	18	100	5	100	152	100		
3 to 6 months	0	-	0	-	0	-	0	-	0	-		
6 to 12 months	0	-	0	-	0	-	0	-	0	-		
12 months or more	0	-	0	-	0	-	0	-	0	-		
Completed Waits for Adults	2,202	100	468	100	601	100	288	100	3,559	100		
Less than 3 months	2,202	100	468	100	587	98	288	100	3,545	100		
3 to 6 months	0	0	0	0	14	2	0	0	14	0		
6 to 12 months	0	0	0	0	0	0	0	0	0	0		
12 months or more	0	0	0	0	0	0	0	0	0	0		

Source: AUD1 Survey

¹ Completed waiting times for hearing aid assessment / re-assessments are counted from the date the referral is received by the Audiology Department until the aid is fitted.

Figure A1: Completed Waits for Hearing Aid Assessments and Re-Assessments by legacy HSS Board (31 March 2007 - 31 March 2009)

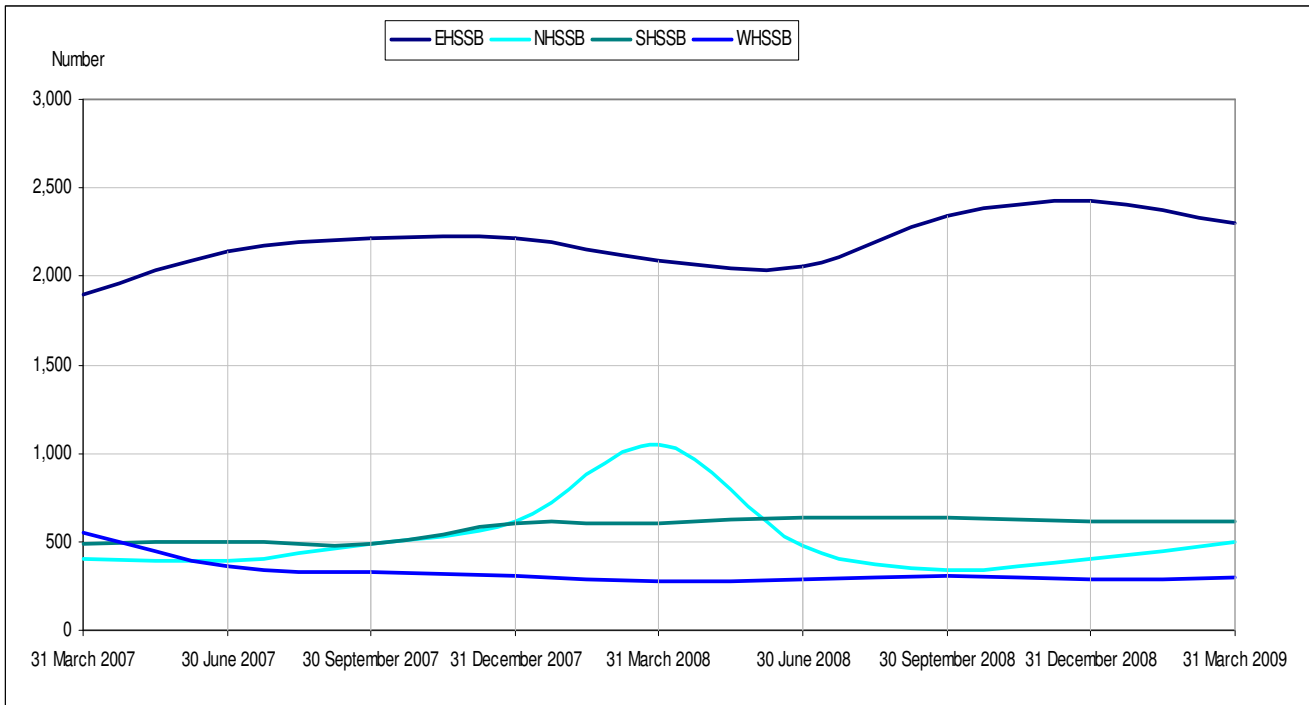
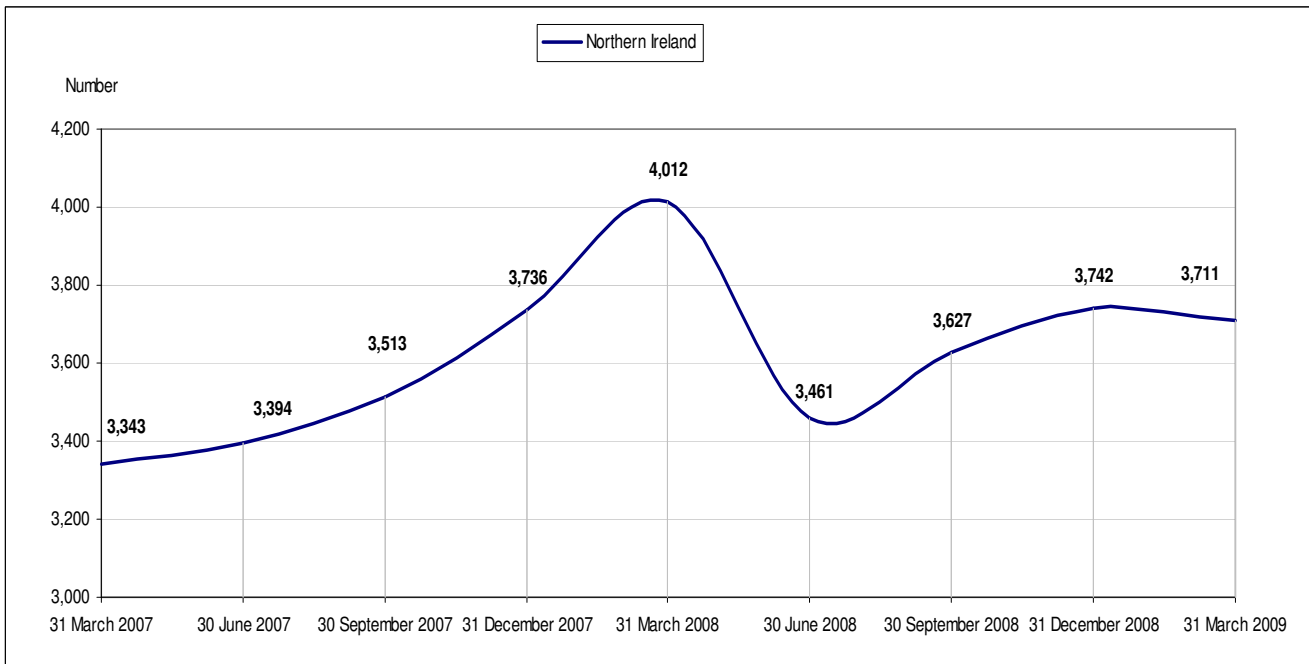


Figure A2: Completed Waits for Hearing Aid Assessments and Re-Assessments in Northern Ireland (31 March 2007 - 31 March 2009)



**Appendix 6: Incomplete Waits for a Hearing Aid Assessment/ Re-Assessment at 31 March 2009
by legacy HSS Board^{1,2}**

	numbers										percentage
	EHSSB		NHSSB		SHSSB		WHSSB		Northern Ireland		% Change since last quarter
	Mar-09	Dec-08	Mar-09	Dec-08	Mar-09	Dec-08	Mar-09	Dec-08	Mar-09	Dec-08	
All Incomplete Waits	431	483	370	68	213	158	99	104	1,113	813	37%
Less than 3 months	347	379	370	68	212	157	99	104	1,028	708	45%
3 to 6 months	84	104	0	0	1	1	0	0	85	105	-19%
6 to 12 months	0	0	0	0	0	0	0	0	0	0	-
12 months or more	0	0	0	0	0	0	0	0	0	0	-
Incomplete Waits for Children	2	4	0	0	0	1	1	1	3	6	-50%
Less than 3 months	2	4	0	0	0	1	1	1	3	6	-50%
3 to 6 months	0	0	0	0	0	0	0	0	0	0	-
6 to 12 months	0	0	0	0	0	0	0	0	0	0	-
12 months or more	0	0	0	0	0	0	0	0	0	0	-
Incomplete Waits for Adults	429	479	370	68	213	157	98	103	1,110	807	38%
Less than 3 months	345	375	370	68	212	156	98	103	1,025	702	46%
3 to 6 months	84	104	0	0	1	1	0	0	85	105	-19%
6 to 12 months	0	0	0	0	0	0	0	0	0	0	-
12 months or more	0	0	0	0	0	0	0	0	0	0	-

Source: AUD1 Survey

Appendix 7: Legacy HSS Board Analysis of Incomplete Waits for a Hearing Aid Assessment / Re-Assessment at 31 March 2009^{1,2}

	numbers											
	EHSSB		NHSSB		SHSSB		WHSSB		Northern Ireland			
	Number	%	Number	%	Number	%	Number	%	Number	%		
All Incomplete Waits	431	100	370	100	213	100	99	100	1,113	100		
Less than 3 months	347	81	370	100	212	100	99	100	1,028	92		
3 to 6 months	84	19	0	0	1	0	0	0	85	8		
6 to 12 months	0	0	0	0	0	0	0	0	0	0		
12 months or more	0	0	0	0	0	0	0	0	0	0		
Incomplete Waits for Children	2	100	0	-	0	-	1	100	3	100		
Less than 3 months	2	100	0	-	0	-	1	100	3	100		
3 to 6 months	0	-	0	-	0	-	0	-	0	-		
6 to 12 months	0	-	0	-	0	-	0	-	0	-		
12 months or more	0	-	0	-	0	-	0	-	0	-		
Incomplete Waits for Adults	429	100	370	100	213	100	98	100	1,110	100		
Less than 3 months	345	80	370	100	212	100	98	100	1,025	92		
3 to 6 months	84	20	0	0	1	0	0	0	85	8		
6 to 12 months	0	0	0	0	0	0	0	0	0	0		
12 months or more	0	0	0	0	0	0	0	0	0	0		

Source: AUD1 Survey

¹ Incomplete waiting times refer to patients who have been referred to the Audiology Department who have not yet been fitted with their aid. Waiting times in this case are counted from the date the referral is received until the end of the quarter.

² Incomplete waiting times increased in the Northern HSC Trust due to priorities given to government set targets for diagnostics.

Figure A3: Incomplete Waits for a Hearing Aid Assessment/ Re-Assessment by HSS Board (31 March 2007 - 31 March 2009)¹

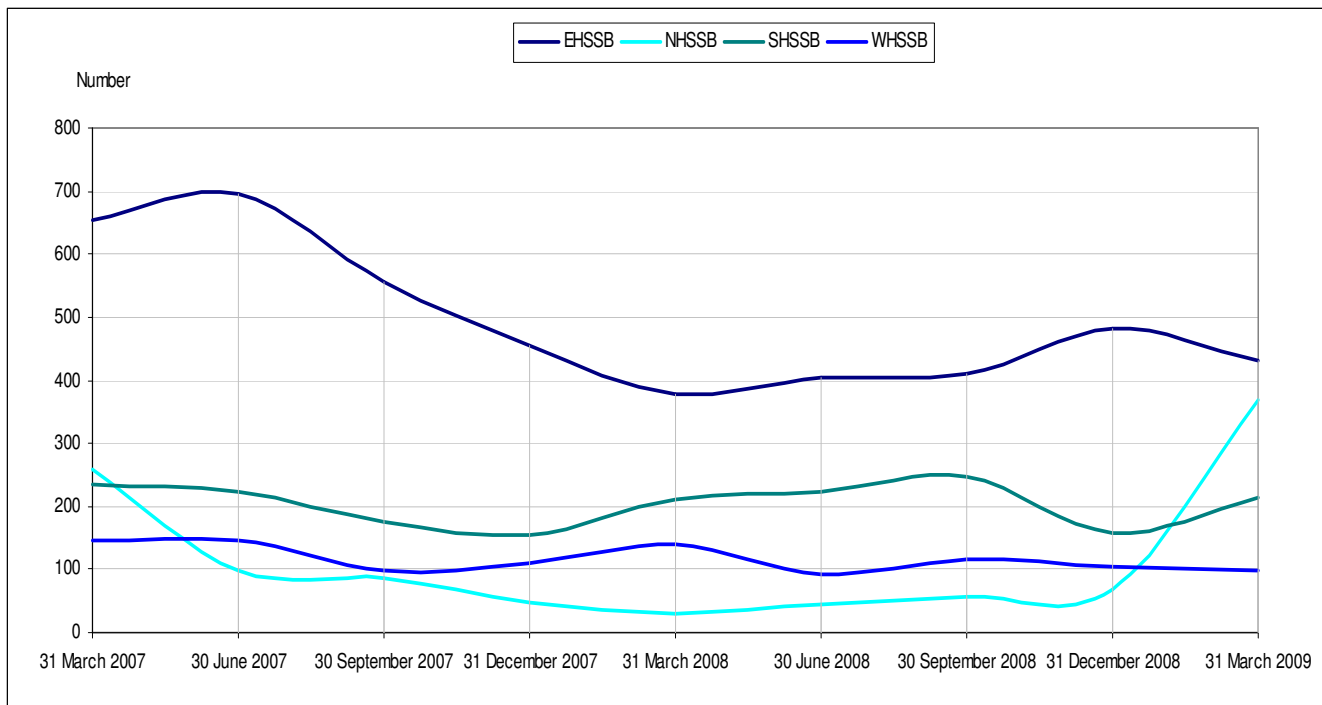
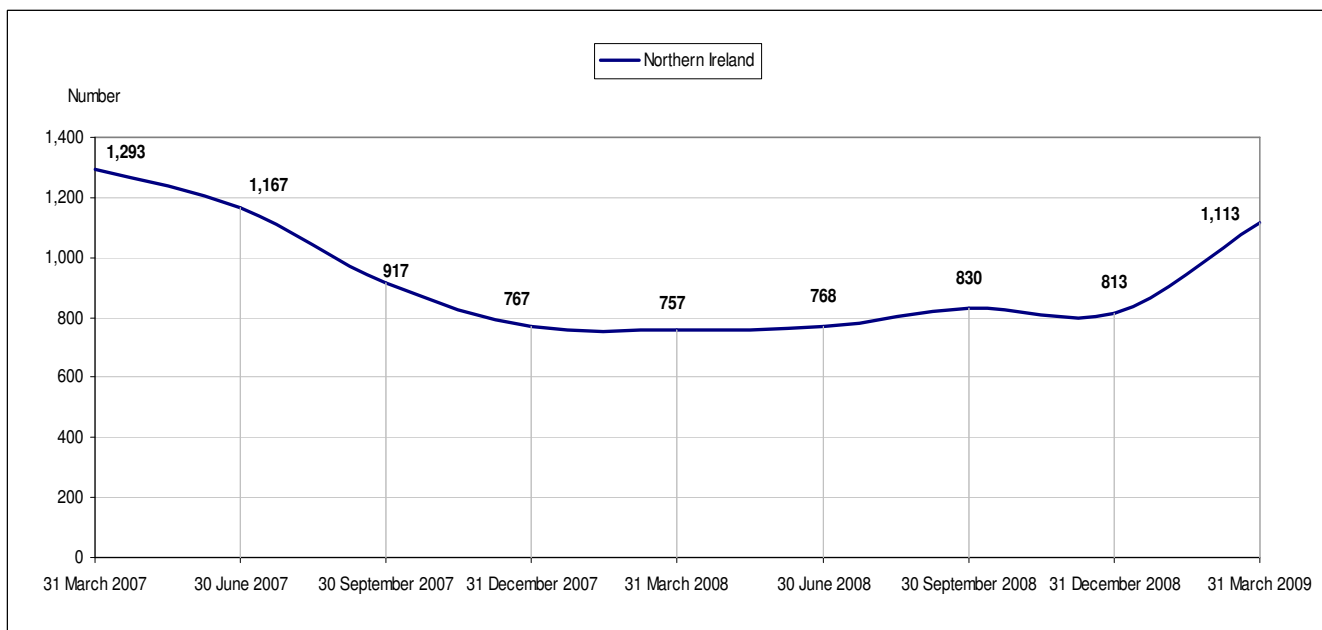


Figure A4: Incomplete Waits for a Hearing Aid Assessment/ Re-Assessment in Northern Ireland (31 March 2007 - 31 March 2009)¹



¹ Incomplete waiting times increased in the Northern HSC Trust due to priorities given to government set targets for diagnostics.

Additional Information

For **further information** on Hearing Aid Assessments/ Re-Assessments carried out in Northern Ireland, please contact:

Office Information Manager
Community Information Branch
Department of Health, Social Services and Public Safety
Annexe 2
Castle Buildings
Stormont
BT4 3SQ



028 9052 2804

Fax: 028 9052 3288

Email: cib@dhsspsni.gov.uk

Alternatively, this statistical bulletin and other statistical bulletins published by Community Information Branch (CIB) are available to download from the internet at:

Internet address: http://www.dhsspsni.gov.uk/index/stats_research/stats-cib/stats-cib_pubs.htm