

## Hearing Aid Assessments and Re-assessments during quarter ending 30 September 2008

**16 February 2009**

**Theme:**

**Hearing aid assessments  
and re-assessments in  
Northern Ireland**

**Issued by**

Community Information  
Branch, Information &  
Analysis Directorate,  
Department of Health, Social  
Services & Public Safety,  
Stormont Estate,  
Belfast, BT3 4SQ

**Telephone**

(028) 905 22804

**Email**

[cib@dhsspsni.gov.uk](mailto:cib@dhsspsni.gov.uk)

**Internet**

[http://www.dhsspsni.gov.uk/  
index/stats\\_research/stats-  
cib.htm](http://www.dhsspsni.gov.uk/index/stats_research/stats-cib.htm)

This statistical bulletin presents information on hearing aid assessments and re-assessments by audiologists in Northern Ireland for the quarter ending 30 September 2008. Information has been derived from the quarterly collection AUD1 and monitors information on both adults and children fitted and assessed for hearing aids during the quarter, complaints received, and cost of aids issued. In addition, the return monitors complete and incomplete waits for assessment during the quarter and the length of time patients were waiting or had waited following referral to an audiologist (specified time bands).

### Key Findings

#### Patients Fitted:

- 3,170 patients were fitted with a digital hearing aid or analogue hearing aid during the quarter ending 30 September 2008 (3,124 digital hearing aids and 46 analogue hearing aids).
- Of the 3,170 patients fitted during the quarter, almost two thirds (2,050) were new patients.
- Belfast HSC Trust had the highest number of patients fitted with hearing aids during the quarter (1,031), 1,003 in the South Eastern HSC Trust, 515 in the Southern HSC Trust, 311 in the Northern HSC Trust and 310 in the Western HSC Trust.
- During the quarter, 2,118 existing patients were issued with digital hearing aid replacements or fixes (*To avoid double counting, patients issued with replacement aids/ parts or fixes are not included in the information above*).

### **Patients Assessed:**

- 2,120 new and 1,373 existing patients were assessed for hearing aids during the quarter ending 30 September 2008. Of these, 120 adults were assessed as unsuitable for a hearing aid.

### **Cost of Hearing Aids:**

- During the quarter ending 30 September 2008, 5,161 aids were issued across the five HSC Trusts at a total cost of £322,898.

### **Complaints Received:**

- One complaint was reported by Audiology Departments in Northern Ireland during the quarter ending 30 September 2008.

### **Completed Waiting Times:**

- During the quarter ending 30 September 2008, 3,627 patients had their hearing aid assessment/re-assessment<sup>1</sup> completed. This was 166 (5%) more than the number completed during the previous quarter and 114 (3%) more than the number completed during the same quarter last year.
- Of these 3,627 patients, 86% had been waiting less than 3 months from referral to Audiology Department until the aid was fitted and 14% had been waiting 3 to 6 months. This is an increase in waiting times from the previous quarter where 99% had been waiting less than 3 months and only 1% had been waiting 3 to 6 months.

### **Incomplete Waiting Times:**

- At 30 September 2008, 830 patients were waiting for their hearing aid assessment/ re-assessment<sup>2</sup> to be completed. This was 62 (8%) more than the number waiting at the end of the previous quarter and 87 (9%) less than the number waiting at the end of the same quarter last year.
- The highest proportion (97%) of these patients were waiting less than 3 months, 3% were waiting for 3 to 6 months and 1% were waiting for 6 to 12 months.

<sup>1</sup> Completed waiting times for hearing aid assessment/ re-assessments are counted from the date the referral is received by the Audiology Department until the aid is fitted.

<sup>2</sup> Incomplete waiting times refer to patients who have been referred to the Audiology Department who have not yet been fitted with their aid. Waiting times in this case are counted from the date the referral is received until the end of the quarter.

# Contents

---

	Page
Note to Editors	1
Table A.1: Patients Fitted with Hearing Aids during Quarter, by Type of Aid and Patient Type	2
Table A.2: Patients Assessed for a Hearing Aid during Quarter, by Type of Aid, Patient Type and Outcome of Assessment	3
Table B.1: Number of Aids Issued during Quarter, by Expenditure on these Aids	4
Table C.1: Completed Waits for Hearing Aid Assessments and Re-Assessments during Quarter ending 30 September 2008	5
Table C.2: HSC Trust Analysis of Completed Waits for Hearing Aid Assessments and Re-Assessments during Quarter ending 30 September 2008	5
Figure 1: Completed Waits for Hearing Aid Assessments and Re-Assessments by HSC Trust (31 March 2007 - 30 September 2008)	6
Figure 2: Completed Waits for Hearing Aid Assessments and Re-Assessments in Northern Ireland (31 March 2007 - 30 September 2008)	6
Table C.3: Incomplete Waits for a Hearing Aid Assessment/ Re-Assessment at 30 September 2008	7
Table C.4: HSC Trust Analysis of Incomplete Waits for a Hearing Aid Assessment/ Re-Assessment at 30 September 2008	7
Figure 3: Incomplete Waits for a Hearing Aid Assessment/ Re-Assessment by HSC Trust (31 March 2007 - 30 September 2008)	8
Figure 4: Incomplete Waits for a Hearing Aid Assessment/ Re-Assessment in Northern Ireland (31 March 2007 - 30 September 2008)	8
Appendices: All Tables and Figures by HSS Board	9–15
Additional Information	16

# Note to Editors

---

1. Data is collected on the AUD1 quarterly return, which provides the DHSSPS with aggregate data on children and adults assessed and re-assessed for hearing aids in Northern Ireland.
2. The information presented for the quarter ending 30 September 2008, is based on data reported by 12 audiologists, working in the following former HSS Trusts/ Hospitals; Royal Group of Hospitals, Belfast City Hospital, Mater Hospital, Ulster Community & Hospital, Laganvalley Hospital, Downe Hospital, Causeway/ United Hospitals, Daisy Hill Hospital, Craigavon Area Hospital, Armagh & Dungannon HSS Trust, Altnagelvin Hospital, and Sperrin Lakeland HSS Trust.
3. The information in this bulletin is presented according to HSC Trusts, and is based on the location of the Hospitals/ Trusts, and not where the patient lives, i.e. a patient from Northern HSC Trust may be seen in the Royal but their details will be included in the Belfast HSC Trust.
4. Symbols used:

<b>Symbol</b>	<b>Meaning</b>
-	Figure is suppressed
.	Not applicable

**Table A.1: Patients Fitted with Hearing Aids during Quarter, by Type of Aid and Patient Type<sup>1</sup>**

	numbers												percentage
	Belfast HSC Trust		Northern HSC Trust		South Eastern HSC Trust		Southern HSC Trust		Western HSC Trust		Northern Ireland		% Change since last quarter
	Sep-08	Jun-08	Sep-08	Jun-08	Sep-08	Jun-08	Sep-08	Jun-08	Sep-08	Jun-08	Sep-08	Jun-08	
<b>Total Patients Fitted with a Hearing Aid During the Quarter</b>													
<b>All Patients Fitted</b>	1,031	1,061	311	459	1,003	835	515	411	310	299	3,170	3,065	3%
Digital Hearing Aid	1,006	1,047	306	454	998	832	510	407	304	279	3,124	3,019	3%
Analogue Hearing Aid	25	14	5	5	5	3	5	4	6	20	46	46	0%
<b>Child Patients Fitted</b>	48	56	8	4	5	0	5	9	5	6	71	75	-5%
Digital Hearing Aid	48	56	8	4	0	0	5	9	5	5	66	74	-11%
Analogue Hearing Aid	0	0	0	0	5	0	0	0	0	1	5	1	400%
<b>Adult Patients Fitted</b>	983	1,005	303	455	998	835	510	402	305	293	3,099	2,990	4%
Digital Hearing Aid	958	991	298	450	998	832	505	398	299	274	3,058	2,945	4%
Analogue Hearing Aid	25	14	5	5	0	3	5	4	6	19	41	45	-9%
<b>New Patients Fitted with a Hearing Aid</b>													
<b>New Patients Fitted</b>	516	534	273	414	586	703	413	302	262	239	2,050	2,192	-6%
Digital Hearing Aid	516	534	273	414	586	703	413	302	261	239	2,049	2,192	-7%
Analogue Hearing Aid	0	0	0	0	0	0	0	0	1	0	1	0	-
<b>New Child Patients Fitted</b>	7	14	8	4	0	0	2	7	3	4	20	29	-31%
Digital Hearing Aid	7	14	8	4	0	0	2	7	3	4	20	29	-31%
Analogue Hearing Aid	0	0	0	0	0	0	0	0	0	0	0	0	-
<b>New Adult Patients Fitted</b>	509	520	265	410	586	703	411	295	259	235	2,030	2,163	-6%
Digital Hearing Aid	509	520	265	410	586	703	411	295	258	235	2,029	2,163	-6%
Analogue Hearing Aid	0	0	0	0	0	0	0	0	1	0	1	0	-
<b>Existing Patients Fitted with a Hearing Aid</b>													
<b>Existing Patients Fitted</b>	515	527	38	45	417	132	102	109	48	60	1,120	873	28%
Digital Hearing Aid	490	513	33	40	412	129	97	105	43	40	1,075	827	30%
Analogue Hearing Aid	25	14	5	5	5	3	5	4	5	20	45	46	-2%
<b>Existing Child Patients Fitted</b>	41	42	0	0	5	0	3	2	2	2	51	46	11%
Digital Hearing Aid	41	42	0	0	0	0	3	2	2	1	46	45	2%
Analogue Hearing Aid	0	0	0	0	5	0	0	0	0	1	5	1	400%
<b>Existing Adult Patients Fitted</b>	474	485	38	45	412	132	99	107	46	58	1,069	827	29%
Digital Hearing Aid	449	471	33	40	412	129	94	103	41	39	1,029	782	32%
Analogue Hearing Aid	25	14	5	5	0	3	5	4	5	19	40	45	-11%
<b>Patients Fitted with Digital Hearing Aid Replacements<sup>1</sup></b>													
<b>Patients Issued with Replacements<sup>1</sup></b>	590	575	550	679	222	176	355	307	401	435	2,118	2,172	-2%
Child Patients Fitted with Digital Hearing Aid Replacements	42	42	32	24	0	0	19	20	24	17	117	103	14%
Adult Patients Fitted with Digital Hearing Aid Replacements	548	533	518	655	222	176	336	287	377	418	2,001	2,069	-3%

Source: AUD1 Survey

<sup>1</sup> Digital hearing aid replacements are only issued to existing patients who have already been fitted with a digital hearing aid. Please note that these should not be added to the total digital hearing aids and analogue hearing aids issued to the patient.

**Table A.2: Patients Assessed for a Hearing Aid during Quarter, by Type of Aid, Patient Type and Outcome of Assessment<sup>1</sup>**

	numbers												percentage
	Belfast HSC Trust		Northern HSC Trust		South Eastern HSC Trust		Southern HSC Trust		Western HSC Trust		Northern Ireland		% Change since last quarter
	Sep-08	Jun-08	Sep-08	Jun-08	Sep-08	Jun-08	Sep-08	Jun-08	Sep-08	Jun-08	Sep-08	Jun-08	
<b>All Patients Assessed</b>													
<b>All Patients Assessed</b>	<b>1,018</b>	<b>1,161</b>	<b>408</b>	<b>493</b>	<b>1,000</b>	<b>858</b>	<b>765</b>	<b>766</b>	<b>302</b>	<b>355</b>	<b>3,493</b>	<b>3,633</b>	<b>-4%</b>
All Adults Assessed for a Digital Hearing Aid	970	1,105	400	489	1,000	858	725	752	298	346	3,393	3,550	-4%
All Children Assessed for a Digital Hearing Aid	48	56	8	4	0	0	40	14	4	9	100	83	20%
<b>New Patients Assessed</b>													
<b>New Patients Assessed</b>	<b>528</b>	<b>648</b>	<b>333</b>	<b>395</b>	<b>599</b>	<b>707</b>	<b>429</b>	<b>452</b>	<b>231</b>	<b>271</b>	<b>2,120</b>	<b>2,473</b>	<b>-14%</b>
Adult Patients Assessed as Suitable for a Digital Hearing Aid	509	614	285	350	586	703	352	406	221	261	1,953	2,334	-16%
Child Patients Assessed as Suitable for a Digital Hearing Aid	7	14	8	4	0	0	1	6	4	7	20	31	-35%
Adult Patients Assessed as Unsuitable for a Digital Hearing Aid	12	20	40	41	13	4	49	39	6	3	120	107	12%
Child Patients Assessed as Unsuitable for a Digital Hearing Aid	0	0	0	0	0	0	27	1	0	0	27	1	2600%
Total Adult Patients Assessed for a Digital Hearing Aid	521	634	325	391	599	707	401	445	227	264	2,073	2,441	-15%
Total Child Patients Assessed for a Digital Hearing Aid	7	14	8	4	0	0	28	7	4	7	47	32	47%
<b>Existing Patients Assessed<sup>1</sup></b>													
<b>Existing Patients Assessed<sup>1</sup></b>	<b>490</b>	<b>513</b>	<b>75</b>	<b>98</b>	<b>401</b>	<b>151</b>	<b>336</b>	<b>314</b>	<b>71</b>	<b>84</b>	<b>1,373</b>	<b>1,160</b>	<b>18%</b>
Adult Patients Assessed as Suitable for a Digital Hearing Aid	449	471	75	98	401	151	324	307	71	82	1,320	1,109	19%
Child Patients Assessed as Suitable for a Digital Hearing Aid	41	42	0	0	0	0	12	7	0	2	53	51	4%

Source: AUD1 Survey

<sup>1</sup> During the quarter ending 30 September 2008, the Southern HSC Trust (Craigavon Area Hospital) had an additional 29 existing adult patients and 1 existing child patient assessed as unsuitable for a digital hearing aid.

**Table B.1: Number of Aids Issued during Quarter, by Expenditure on these Aids**

	numbers												percentage
	Belfast HSC Trust		Northern HSC Trust		South Eastern HSC Trust		Southern HSC Trust		Western HSC Trust		Northern Ireland		% Change since last quarter
	Sep-08	Jun-08	Sep-08	Jun-08	Sep-08	Jun-08	Sep-08	Jun-08	Sep-08	Jun-08	Sep-08	Jun-08	
<b>All Aids Issued</b>													
<b>Total Number of Aids Issued</b>	1,249	1,248	861	1,135	1,225	909	1,115	1,003	711	716	5,161	5,011	3%
Adults receiving Digital Hearing Aids	1,175	1,177	816	1,105	1,220	906	1,086	968	676	674	4,973	4,830	3%
Adults receiving Analogue Hearing Aids	25	14	5	5	0	3	5	4	6	19	41	45	-9%
Children receiving Digital Hearing Aids	49	57	40	25	0	0	24	31	29	22	142	135	5%
Children receiving Analogue Hearing Aids	0	0	0	0	5	0	0	0	0	1	5	1	400%
<b>Total Cost of Aids Issued</b>													
<b>Total Cost of Aids Issued during Quarter (,000's)</b>	£77.9	£79.1	£63.2	£80.9	£77.1	£54.3	£62.2	£56.1	£42.5	£46.0	£322.9	£316.4	-
Cost for Adult Digital Hearing Aids (,000's)	£73.7	£74.7	£56.3	£76.2	£76.2	£54.2	£60.5	£53.9	£40.1	£43.4	£306.8	£302.4	-
Cost for Adult Analogue Hearing Aids (,000's)	£0.9	£0.6	£0.9	£0.9	£0.0	£0.1	£0.2	£0.2	£0.3	£1.2	£2.2	£2.9	-
Cost for Child Digital Hearing Aids (,000's)	£3.3	£3.9	£6.0	£3.8	£0.0	£0.0	£1.5	£2.0	£2.1	£1.3	£12.9	£10.9	-
Cost for Child Analogue Hearing Aids (,000's)	£0.0	£0.0	£0.0	£0.0	£0.9	£0.0	£0.0	£0.0	£0.0	£0.2	£0.9	£0.2	-
<b>Average Cost of Aids Issued</b>													
<b>Average Cost per Aid</b>	£62.4	£63.4	£73.4	£71.3	£62.9	£59.8	£55.8	£55.9	£59.7	£64.3	£62.6	£63.1	-
Average Cost of Adult Digital Hearing Aid	£62.7	£63.5	£69.0	£69.0	£62.4	£59.8	£55.7	£55.7	£59.4	£64.4	£61.7	£62.6	-
Average Cost of Adult Analogue Hearing Aid	£34.2	£39.3	£179.0	£179.0	£0.0	£48.0	£45.6	£37.8	£43.7	£61.7	£54.6	£64.7	-
Average Cost of Child Digital Hearing Aid	£68.1	£67.6	£150.0	£150.0	£0.0	£0.0	£64.1	£64.4	£71.3	£59.7	£91.1	£80.8	-
Average Cost of Child Analogue Hearing Aid	£0.0	£0.0	£0.0	£0.0	£189.0	£0.0	£0.0	£0.0	£0.0	£157.0	£189.0	£157.0	-

Source: AUD1 Survey

**Table C.1: Completed Waits for Hearing Aid Assessments and Re-Assessments during Quarter ending 30 September 2008<sup>1</sup>**

	numbers												percentage
	Belfast HSC Trust		Northern HSC Trust		South Eastern HSC Trust		Southern HSC Trust		Western HSC Trust		Northern Ireland		% Change since last quarter
	Sep-08	Jun-08	Sep-08	Jun-08	Sep-08	Jun-08	Sep-08	Jun-08	Sep-08	Jun-08	Sep-08	Jun-08	
<b>All Completed Waits</b>	<b>1,122</b>	<b>1,152</b>	<b>338</b>	<b>478</b>	<b>1,225</b>	<b>906</b>	<b>638</b>	<b>636</b>	<b>304</b>	<b>289</b>	<b>3,627</b>	<b>3,461</b>	5%
Less than 3 months	1,119	1,134	338	478	799	906	569	624	304	289	3,129	3,431	-9%
3 to 6 months	3	18	0	0	419	0	69	12	0	0	491	30	1537%
6 to 12 months	0	0	0	0	7	0	0	0	0	0	7	0	-
12 months or more	0	0	0	0	0	0	0	0	0	0	0	0	-
<b>Completed Waits for Children</b>	<b>49</b>	<b>56</b>	<b>40</b>	<b>28</b>	<b>5</b>	<b>0</b>	<b>5</b>	<b>16</b>	<b>5</b>	<b>5</b>	<b>104</b>	<b>105</b>	-1%
Less than 3 months	49	56	40	28	5	0	5	16	5	5	104	105	-1%
3 to 6 months	0	0	0	0	0	0	0	0	0	0	0	0	-
6 to 12 months	0	0	0	0	0	0	0	0	0	0	0	0	-
12 months or more	0	0	0	0	0	0	0	0	0	0	0	0	-
<b>Completed Waits for Adults</b>	<b>1,073</b>	<b>1,096</b>	<b>298</b>	<b>450</b>	<b>1,220</b>	<b>906</b>	<b>633</b>	<b>620</b>	<b>299</b>	<b>284</b>	<b>3,523</b>	<b>3,356</b>	5%
Less than 3 months	1,070	1,078	298	450	794	906	564	608	299	284	3,025	3,326	-9%
3 to 6 months	3	18	0	0	419	0	69	12	0	0	491	30	1537%
6 to 12 months	0	0	0	0	7	0	0	0	0	0	7	0	-
12 months or more	0	0	0	0	0	0	0	0	0	0	0	0	-

Source: AUD1 Survey

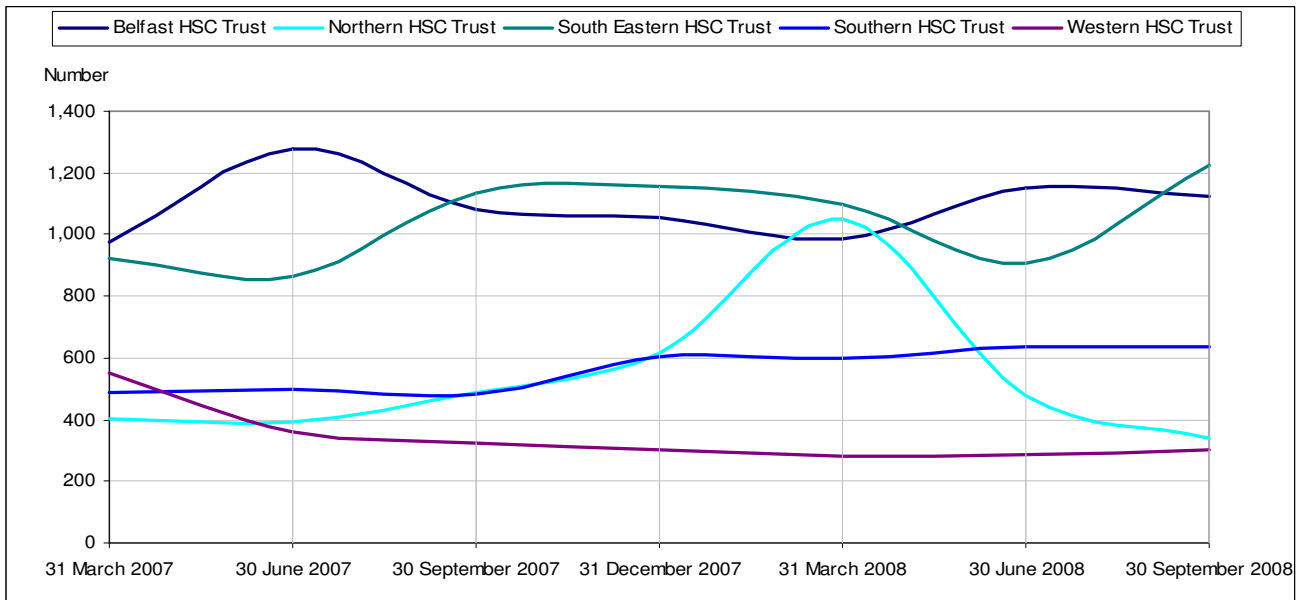
**Table C.2: HSC Trust Analysis of Completed Waits for Hearing Aid Assessments and Re-Assessments during Quarter ending 30 September 2008<sup>1</sup>**

	numbers											
	Belfast HSC Trust		Northern HSC Trust		South Eastern HSC Trust		Southern HSC Trust		Western HSC Trust		Northern Ireland	
	Number	%	Number	%	Number	%	Number	%	Number	%	Number	%
<b>All Completed Waits</b>	<b>1,122</b>	<b>100</b>	<b>338</b>	<b>100</b>	<b>1,225</b>	<b>100</b>	<b>638</b>	<b>100</b>	<b>304</b>	<b>100</b>	<b>3,627</b>	<b>100</b>
Less than 3 months	1,119	100	338	100	799	65	569	89	304	100	3,129	86
3 to 6 months	3	0	0	0	419	34	69	11	0	0	491	14
6 to 12 months	0	0	0	0	7	1	0	0	0	0	7	0
12 months or more	0	0	0	0	0	0	0	0	0	0	0	0
<b>Completed Waits for Children</b>	<b>49</b>	<b>100</b>	<b>40</b>	<b>100</b>	<b>5</b>	<b>100</b>	<b>5</b>	<b>100</b>	<b>5</b>	<b>100</b>	<b>104</b>	<b>100</b>
Less than 3 months	49	100	40	100	5	100	5	100	5	100	104	100
3 to 6 months	0	-	0	-	0	-	0	-	0	-	0	-
6 to 12 months	0	-	0	-	0	-	0	-	0	-	0	-
12 months or more	0	-	0	-	0	-	0	-	0	-	0	-
<b>Completed Waits for Adults</b>	<b>1,073</b>	<b>100</b>	<b>298</b>	<b>100</b>	<b>1,220</b>	<b>100</b>	<b>633</b>	<b>100</b>	<b>299</b>	<b>100</b>	<b>3,523</b>	<b>100</b>
Less than 3 months	1,070	100	298	100	794	65	564	89	299	100	3,025	86
3 to 6 months	3	0	0	0	419	34	69	11	0	0	491	14
6 to 12 months	0	0	0	0	7	1	0	0	0	0	7	0
12 months or more	0	0	0	0	0	0	0	0	0	0	0	0

Source: AUD1 Survey

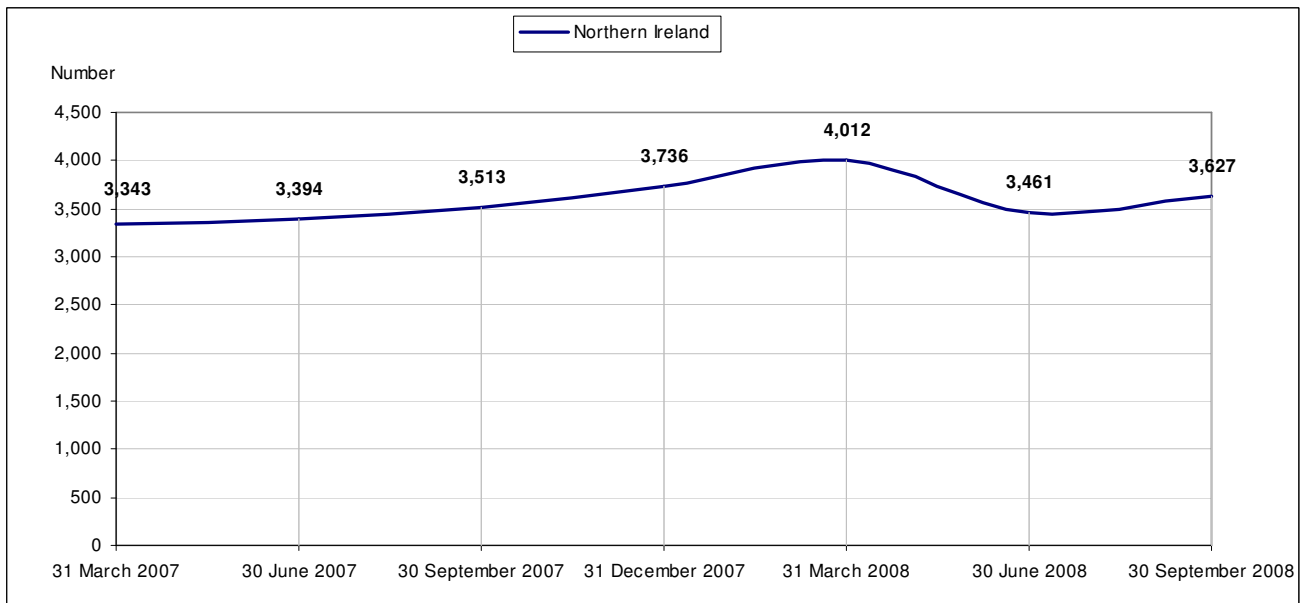
<sup>1</sup> Completed waiting times for hearing aid assessment / re-assessments are counted from the date the referral is received by the Audiology Department until the aid is fitted.

**Figure 1: Completed Waits for Hearing Aid Assessments and Re-Assessments by HSC Trust (31 March 2007 - 30 September 2008)**



Source: AUD1 Survey

**Figure 2: Completed Waits for Hearing Aid Assessments and Re-Assessments in Northern Ireland (31 March 2007 - 30 September 2008)**



Source: AUD1 Survey

**Table C.3: Incomplete Waits for a Hearing Aid Assessment/ Re-Assessment at 30 September 2008<sup>1</sup>**

	numbers												percentage
	Belfast HSC Trust		Northern HSC Trust		South Eastern HSC Trust		Southern HSC Trust		Western HSC Trust		Northern Ireland		% Change since last quarter
	Sep-08	Jun-08	Sep-08	Jun-08	Sep-08	Jun-08	Sep-08	Jun-08	Sep-08	Jun-08	Sep-08	Jun-08	
<b>All Incomplete Waits</b>	<b>352</b>	<b>358</b>	<b>56</b>	<b>46</b>	<b>59</b>	<b>47</b>	<b>246</b>	<b>224</b>	<b>117</b>	<b>93</b>	<b>830</b>	<b>768</b>	8%
Less than 3 months	352	358	56	38	40	47	236	224	117	93	801	760	5%
3 to 6 months	0	0	0	8	14	0	10	0	0	0	24	8	200%
6 to 12 months	0	0	0	0	5	0	0	0	0	0	5	0	-
12 months or more	0	0	0	0	0	0	0	0	0	0	0	0	-
<b>Incomplete Waits for Children</b>	<b>5</b>	<b>4</b>	<b>0</b>	<b>0</b>	<b>1</b>	<b>1</b>	<b>2</b>	<b>1</b>	<b>1</b>	<b>0</b>	<b>9</b>	<b>6</b>	50%
Less than 3 months	5	4	0	0	1	1	2	1	1	0	9	6	50%
3 to 6 months	0	0	0	0	0	0	0	0	0	0	0	0	-
6 to 12 months	0	0	0	0	0	0	0	0	0	0	0	0	-
12 months or more	0	0	0	0	0	0	0	0	0	0	0	0	-
<b>Incomplete Waits for Adults</b>	<b>347</b>	<b>354</b>	<b>56</b>	<b>46</b>	<b>58</b>	<b>46</b>	<b>244</b>	<b>223</b>	<b>116</b>	<b>93</b>	<b>821</b>	<b>762</b>	8%
Less than 3 months	347	354	56	38	39	46	234	223	116	93	792	754	5%
3 to 6 months	0	0	0	8	14	0	10	0	0	0	24	8	200%
6 to 12 months	0	0	0	0	5	0	0	0	0	0	5	0	-
12 months or more	0	0	0	0	0	0	0	0	0	0	0	0	-

Source: AUD1 Survey

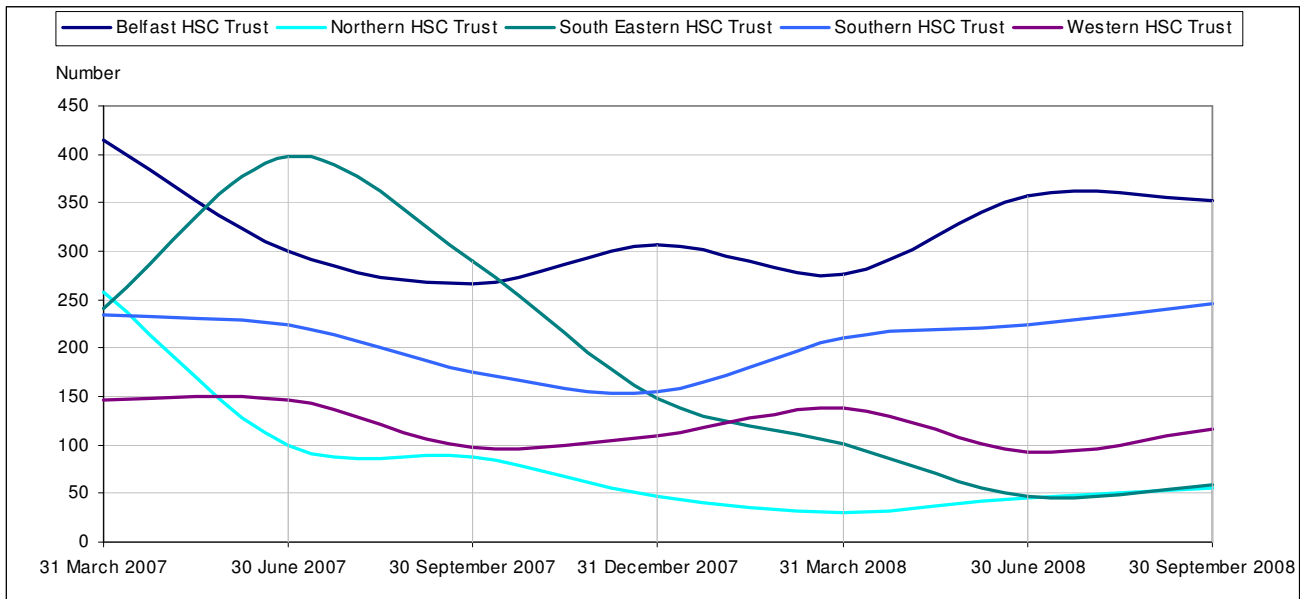
**Table C.4: HSC Trust Analysis of Incomplete Waits for a Hearing Aid Assessment/ Re- Assessment at 30 September 2008<sup>1</sup>**

	numbers											
	Belfast HSC Trust		Northern HSC Trust		South Eastern HSC Trust		Southern HSC Trust		Western HSC Trust		Northern Ireland	
	Number	%	Number	%	Number	%	Number	%	Number	%	Number	%
<b>All Incomplete Waits</b>	<b>352</b>	<b>100</b>	<b>56</b>	<b>100</b>	<b>59</b>	<b>100</b>	<b>246</b>	<b>100</b>	<b>117</b>	<b>100</b>	<b>830</b>	<b>100</b>
Less than 3 months	352	100	56	100	40	68	236	96	117	100	801	97
3 to 6 months	0	0	0	0	14	24	10	4	0	0	24	3
6 to 12 months	0	0	0	0	5	8	0	0	0	0	5	1
12 months or more	0	0	0	0	0	0	0	0	0	0	0	0
<b>Incomplete Waits for Children</b>	<b>5</b>	<b>100</b>	<b>0</b>	<b>-</b>	<b>1</b>	<b>100</b>	<b>2</b>	<b>100</b>	<b>1</b>	<b>100</b>	<b>9</b>	<b>100</b>
Less than 3 months	5	100	0	-	1	100	2	100	1	100	9	100
3 to 6 months	0	-	0	-	0	-	0	-	0	-	0	-
6 to 12 months	0	-	0	-	0	-	0	-	0	-	0	-
12 months or more	0	-	0	-	0	-	0	-	0	-	0	-
<b>Incomplete Waits for Adults</b>	<b>347</b>	<b>100</b>	<b>56</b>	<b>100</b>	<b>58</b>	<b>100</b>	<b>244</b>	<b>100</b>	<b>116</b>	<b>100</b>	<b>821</b>	<b>100</b>
Less than 3 months	347	100	56	100	39	67	234	96	116	100	792	96
3 to 6 months	0	0	0	0	14	24	10	4	0	0	24	3
6 to 12 months	0	0	0	0	5	9	0	0	0	0	5	1
12 months or more	0	0	0	0	0	0	0	0	0	0	0	0

Source: AUD1 Survey

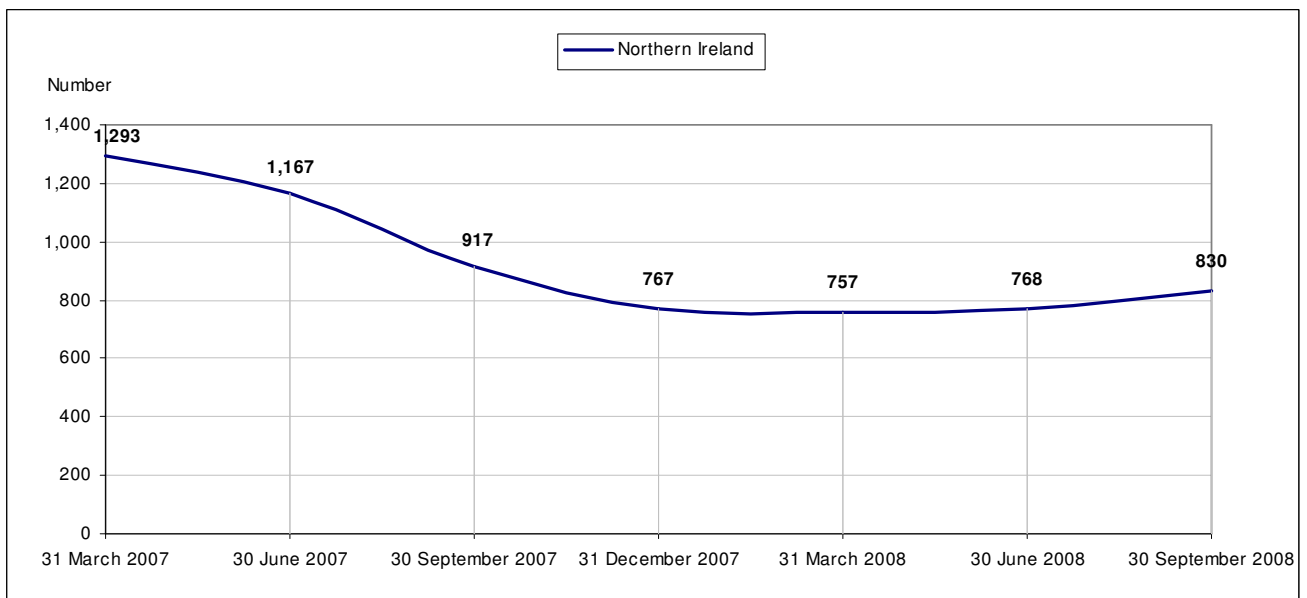
<sup>1</sup> Incomplete waiting times refer to patients who have been referred to the Audiology Department who have not yet been fitted with their aid. Waiting times in this case are counted from the date the referral is received until the end of the quarter.

**Figure 3: Incomplete Waits for a Hearing Aid Assessment/ Re-Assessment by HSC Trust (31 March 2007 - 30 September 2008)**



Source: AUD1 Survey

**Figure 4: Incomplete Waits for a Hearing Aid Assessment/ Re-Assessment in Northern Ireland (31 March 2007- 30 September 2008)**



Source: AUD1 Survey

# Appendices

## Appendix 1: Patients Fitted with Hearing Aids during Quarter, by Type of Aid, Patient Type and HSS Board<sup>1</sup>

	numbers										percentage % Change since last quarter
	EHSSB		NHSSB		SHSSB		WHSSB		Northern Ireland		
	Sep-08	Jun-08	Sep-08	Jun-08	Sep-08	Jun-08	Sep-08	Jun-08	Sep-08	Jun-08	
<b>Total Patients Fitted with a Hearing Aid During the Quarter</b>											
<b>All Patients Fitted</b>	<b>2,034</b>	<b>1,896</b>	<b>311</b>	<b>459</b>	<b>515</b>	<b>411</b>	<b>310</b>	<b>299</b>	<b>3,170</b>	<b>3,065</b>	3%
Digital Hearing Aid	2,004	1,879	306	454	510	407	304	279	3,124	3,019	3%
Analogue Hearing Aid	30	17	5	5	5	4	6	20	46	46	0%
<b>Child Patients Fitted</b>	<b>53</b>	<b>56</b>	<b>8</b>	<b>4</b>	<b>5</b>	<b>9</b>	<b>5</b>	<b>6</b>	<b>71</b>	<b>75</b>	-5%
Digital Hearing Aid	48	56	8	4	5	9	5	5	66	74	-11%
Analogue Hearing Aid	5	0	0	0	0	0	0	1	5	1	400%
<b>Adult Patients Fitted</b>	<b>1,981</b>	<b>1,840</b>	<b>303</b>	<b>455</b>	<b>510</b>	<b>402</b>	<b>305</b>	<b>293</b>	<b>3,099</b>	<b>2,990</b>	4%
Digital Hearing Aid	1,956	1,823	298	450	505	398	299	274	3,058	2,945	4%
Analogue Hearing Aid	25	17	5	5	5	4	6	19	41	45	-9%
<b>New Patients Fitted with a Hearing Aid</b>											
<b>New Patients Fitted</b>	<b>1,102</b>	<b>1,237</b>	<b>273</b>	<b>414</b>	<b>413</b>	<b>302</b>	<b>262</b>	<b>239</b>	<b>2,050</b>	<b>2,192</b>	-6%
Digital Hearing Aid	1,102	1,237	273	414	413	302	261	239	2,049	2,192	-7%
Analogue Hearing Aid	0	0	0	0	0	0	1	0	1	0	-
<b>New Child Patients Fitted</b>	<b>7</b>	<b>14</b>	<b>8</b>	<b>4</b>	<b>2</b>	<b>7</b>	<b>3</b>	<b>4</b>	<b>20</b>	<b>29</b>	-31%
Digital Hearing Aid	7	14	8	4	2	7	3	4	20	29	-31%
Analogue Hearing Aid	0	0	0	0	0	0	0	0	0	0	-
<b>New Adult Patients Fitted</b>	<b>1,095</b>	<b>1,223</b>	<b>265</b>	<b>410</b>	<b>411</b>	<b>295</b>	<b>259</b>	<b>235</b>	<b>2,030</b>	<b>2,163</b>	-6%
Digital Hearing Aid	1,095	1,223	265	410	411	295	258	235	2,029	2,163	-6%
Analogue Hearing Aid	0	0	0	0	0	0	1	0	1	0	-
<b>Existing Patients Fitted with a Hearing Aid</b>											
<b>Existing Patients Fitted</b>	<b>932</b>	<b>659</b>	<b>38</b>	<b>45</b>	<b>102</b>	<b>109</b>	<b>48</b>	<b>60</b>	<b>1,120</b>	<b>873</b>	28%
Digital Hearing Aid	902	642	33	40	97	105	43	40	1,075	827	30%
Analogue Hearing Aid	30	17	5	5	5	4	5	20	45	46	-2%
<b>Existing Child Patients Fitted</b>	<b>46</b>	<b>42</b>	<b>0</b>	<b>0</b>	<b>3</b>	<b>2</b>	<b>2</b>	<b>2</b>	<b>51</b>	<b>46</b>	11%
Digital Hearing Aid	41	42	0	0	3	2	2	1	46	45	2%
Analogue Hearing Aid	5	0	0	0	0	0	0	1	5	1	400%
<b>Existing Adult Patients Fitted</b>	<b>886</b>	<b>617</b>	<b>38</b>	<b>45</b>	<b>99</b>	<b>107</b>	<b>46</b>	<b>58</b>	<b>1,069</b>	<b>827</b>	29%
Digital Hearing Aid	861	600	33	40	94	103	41	39	1,029	782	32%
Analogue Hearing Aid	25	17	5	5	5	4	5	19	40	45	-11%
<b>Patients Fitted with Digital Hearing Aid Replacements<sup>1</sup></b>											
<b>Patients Issued with Replacements<sup>1</sup></b>	<b>812</b>	<b>751</b>	<b>550</b>	<b>679</b>	<b>355</b>	<b>307</b>	<b>401</b>	<b>435</b>	<b>2,118</b>	<b>2,172</b>	-2%
Child Patients Fitted with Digital Hearing Aid Replacements	42	42	32	24	19	20	24	17	117	103	14%
Adult Patients Fitted with Digital Hearing Aid Replacements	770	709	518	655	336	287	377	418	2,001	2,069	-3%

Source: AUD1 Survey

<sup>1</sup> Digital hearing aid replacements are only issued to existing patients who have already been fitted with a digital hearing aid. Please note that these should not be added to the total digital hearing aids and analogue hearing aids issued to the patient.

## Appendix 2: Patients Assessed for a Hearing Aid during Quarter, by Type of Aid, Patient Type, Outcome of Assessment and HSS Board<sup>1</sup>

	numbers										percentage
	EHSSB		NHSSB		SHSSB		WHSSB		Northern Ireland		% Change since last quarter
	Sep-08	Jun-08	Sep-08	Jun-08	Sep-08	Jun-08	Sep-08	Jun-08	Sep-08	Jun-08	
<b>All Patients Assessed</b>											
<b>All Patients Assessed</b>	2,018	2,019	408	493	765	766	302	355	3,493	3,633	-4%
All Adults Assessed for a Digital Hearing Aid	1,970	1,963	400	489	725	752	298	346	3,393	3,550	-4%
All Children Assessed for a Digital Hearing Aid	48	56	8	4	40	14	4	9	100	83	20%
<b>New Patients Assessed</b>											
<b>New Patients Assessed</b>	1,127	1,355	333	395	429	452	231	271	2,120	2,473	-14%
Adult Patients Assessed as Suitable for a Digital Hearing Aid	1,095	1,317	285	350	352	406	221	261	1,953	2,334	-16%
Child Patients Assessed as Suitable for a Digital Hearing Aid	7	14	8	4	1	6	4	7	20	31	-35%
Adult Patients Assessed as Unsuitable for a Digital Hearing Aid	25	24	40	41	49	39	6	3	120	107	12%
Child Patients Assessed as Unsuitable for a Digital Hearing Aid	0	0	0	0	27	1	0	0	27	1	2600%
Total Adult Patients Assessed as Suitable for a Digital Hearing Aid	1,120	1,341	325	391	401	445	227	264	2,073	2,441	-15%
Total Child Patients Assessed as Suitable for a Digital Hearing Aid	7	14	8	4	28	7	4	7	47	32	47%
<b>Existing Patients Assessed</b>											
<b>Existing Patients Assessed</b>	891	664	75	98	336	314	71	84	1,373	1,160	18%
Adult Patients Assessed as Suitable for a Digital Hearing Aid	850	622	75	98	324	307	71	82	1,320	1,109	19%
Child Patients Assessed as Suitable for a Digital Hearing Aid	41	42	0	0	12	7	0	2	53	51	4%

Source: AUD1 Survey

<sup>1</sup> During the quarter ending 30 September 2008, the Southern HSC Trust (Craigavon Area Hospital) had an additional 29 existing adult patients and 1 existing child patient assessed as unsuitable for a digital hearing aid.

### Appendix 3: Number of Aids Issued during Quarter, by Expenditure on these Aids and HSS Board

	numbers										% Change since last quarter
	EHSSB		NHSSB		SHSSB		WHSSB		Northern Ireland		
	Sep-08	Jun-08	Sep-08	Jun-08	Sep-08	Jun-08	Sep-08	Jun-08	Sep-08	Jun-08	
<b>All Aids Issued</b>											
<b>Total Number of Aids Issued</b>	<b>2,474</b>	<b>2,157</b>	<b>861</b>	<b>1,135</b>	<b>1,115</b>	<b>1,003</b>	<b>711</b>	<b>716</b>	<b>5,161</b>	<b>5,011</b>	3%
Adults receiving Digital Hearing Aids	2,395	2,083	816	1,105	1,086	968	676	674	<b>4,973</b>	<b>4,830</b>	3%
Adults receiving Analogue Hearing Aids	25	17	5	5	5	4	6	19	<b>41</b>	<b>45</b>	-9%
Children receiving Digital Hearing Aids	49	57	40	25	24	31	29	22	<b>142</b>	<b>135</b>	5%
Children receiving Analogue Hearing Aids	5	0	0	0	0	0	0	1	<b>5</b>	<b>1</b>	400%
<b>Total Cost of Aids Issued</b>											
<b>Total Cost of Aids Issued during Quarter (,000's)</b>	<b>£155.0</b>	<b>£133.4</b>	<b>£63.2</b>	<b>£80.9</b>	<b>£62.2</b>	<b>£56.1</b>	<b>£42.5</b>	<b>£46.0</b>	<b>£322.9</b>	<b>£316.4</b>	-
Cost for Adult Digital Hearing Aids (,000's)	£149.8	£128.9	£56.3	£76.2	£60.5	£53.9	£40.1	£43.4	<b>£306.8</b>	<b>£302.4</b>	-
Cost for Adult Analogue Hearing Aids (,000's)	£0.9	£0.7	£0.9	£0.9	£0.2	£0.2	£0.3	£1.2	<b>£2.2</b>	<b>£2.9</b>	-
Cost for Child Digital Hearing Aids (,000's)	£3.3	£3.9	£6.0	£3.8	£1.5	£2.0	£2.1	£1.3	<b>£12.9</b>	<b>£10.9</b>	-
Cost for Child Analogue Hearing Aids (,000's)	£0.9	£0.0	£0.0	£0.0	£0.0	£0.0	£0.0	£0.2	<b>£0.9</b>	<b>£0.2</b>	-
<b>Average Cost of Aids Issued</b>											
<b>Average Cost per Aid</b>	<b>£62.6</b>	<b>£61.9</b>	<b>£73.4</b>	<b>£71.3</b>	<b>£55.8</b>	<b>£55.9</b>	<b>£59.7</b>	<b>£64.3</b>	<b>£62.6</b>	<b>£63.1</b>	-
Average Cost of Adult Digital Hearing Aid	£62.6	£61.9	£69.0	£69.0	£55.7	£55.7	£59.4	£64.4	<b>£61.7</b>	<b>£62.6</b>	-
Average Cost of Adult Analogue Hearing Aid	£34.2	£40.8	£179.0	£179.0	£45.6	£37.8	£43.7	£61.7	<b>£54.6</b>	<b>£64.7</b>	-
Average Cost of Child Digital Hearing Aid	£68.1	£67.6	£150.0	£150.0	£64.1	£64.4	£71.3	£59.7	<b>£91.1</b>	<b>£80.8</b>	-
Average Cost of Child Analogue Hearing Aid	£189.0	£0.0	£0.0	£0.0	£0.0	£0.0	£0.0	£157.0	<b>£189.0</b>	<b>£157.0</b>	-

Source: AUD1 Survey

#### Appendix 4: Completed Waits for Hearing Aid Assessments and Re-Assessments during Quarter ending 30 September 2008 by HSS Board<sup>1</sup>

	numbers										percentage
	EHSSB		NHSSB		SHSSB		WHSSB		Northern Ireland		% Change since last quarter
	Sep-08	Jun-08	Sep-08	Jun-08	Sep-08	Jun-08	Sep-08	Jun-08	Sep-08	Jun-08	
<b>All Completed Waits</b>	<b>2,347</b>	<b>2,058</b>	<b>338</b>	<b>478</b>	<b>638</b>	<b>636</b>	<b>304</b>	<b>289</b>	<b>3,627</b>	<b>3,461</b>	5%
Less than 3 months	1,918	2,040	338	478	569	624	304	289	3,129	3,431	-9%
3 to 6 months	422	18	0	0	69	12	0	0	491	30	1537%
6 to 12 months	7	0	0	0	0	0	0	0	7	0	-
12 months or more	0	0	0	0	0	0	0	0	0	0	-
<b>Completed Waits for Children</b>	<b>54</b>	<b>56</b>	<b>40</b>	<b>28</b>	<b>5</b>	<b>16</b>	<b>5</b>	<b>5</b>	<b>104</b>	<b>105</b>	-1%
Less than 3 months	54	56	40	28	5	16	5	5	104	105	-1%
3 to 6 months	0	0	0	0	0	0	0	0	0	0	-
6 to 12 months	0	0	0	0	0	0	0	0	0	0	-
12 months or more	0	0	0	0	0	0	0	0	0	0	-
<b>Completed Waits for Adults</b>	<b>2,293</b>	<b>2,002</b>	<b>298</b>	<b>450</b>	<b>633</b>	<b>620</b>	<b>299</b>	<b>284</b>	<b>3,523</b>	<b>3,356</b>	5%
Less than 3 months	1,864	1,984	298	450	564	608	299	284	3,025	3,326	-9%
3 to 6 months	422	18	0	0	69	12	0	0	491	30	1537%
6 to 12 months	7	0	0	0	0	0	0	0	7	0	-
12 months or more	0	0	0	0	0	0	0	0	0	0	-

Source: AUD1 Survey

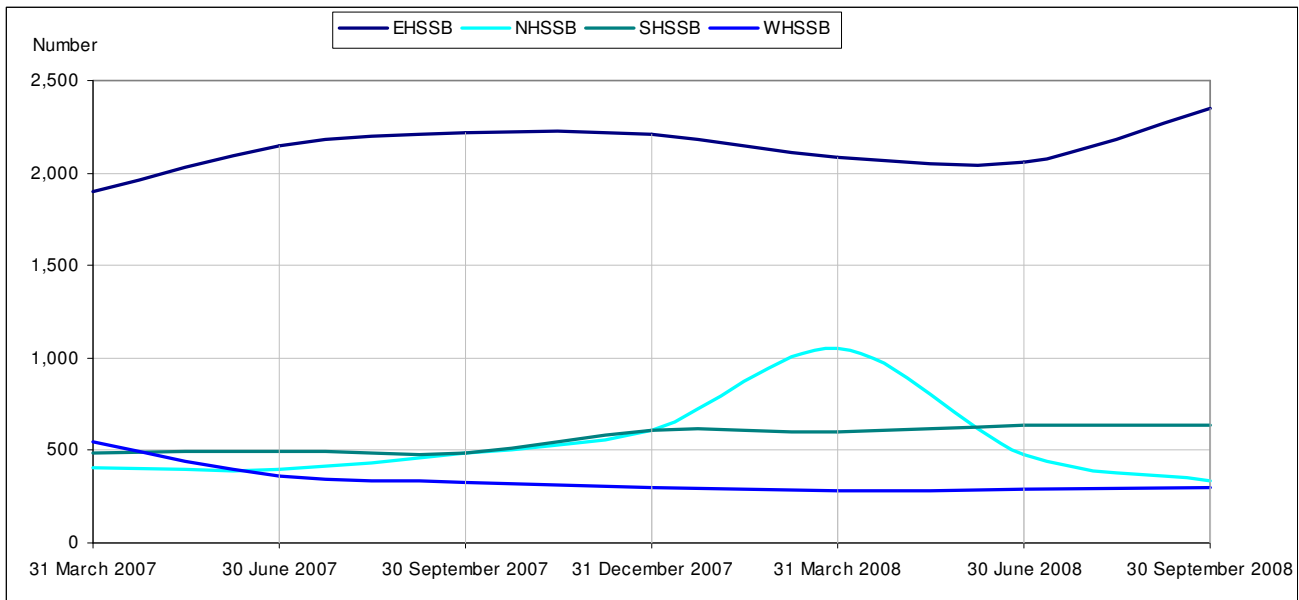
#### Appendix 5: HSS Board Analysis of Completed Waits for Hearing Aid Assessments and Re-Assessments during Quarter ending 30 September 2008<sup>1</sup>

	numbers									
	EHSSB		NHSSB		SHSSB		WHSSB		Northern Ireland	
	Number	%	Number	%	Number	%	Number	%	Number	%
<b>All Completed Waits</b>	<b>2,347</b>	<b>100</b>	<b>338</b>	<b>100</b>	<b>638</b>	<b>100</b>	<b>304</b>	<b>100</b>	<b>3,627</b>	<b>100</b>
Less than 3 months	1,918	82	338	100	569	89	304	100	3,129	86
3 to 6 months	422	18	0	0	69	11	0	0	491	14
6 to 12 months	7	0	0	0	0	0	0	0	7	0
12 months or more	0	0	0	0	0	0	0	0	0	0
<b>Completed Waits for Children</b>	<b>54</b>	<b>100</b>	<b>40</b>	<b>100</b>	<b>5</b>	<b>100</b>	<b>5</b>	<b>100</b>	<b>104</b>	<b>100</b>
Less than 3 months	54	100	40	100	5	100	5	100	104	100
3 to 6 months	0	-	0	-	0	-	0	-	0	-
6 to 12 months	0	-	0	-	0	-	0	-	0	-
12 months or more	0	-	0	-	0	-	0	-	0	-
<b>Completed Waits for Adults</b>	<b>2,293</b>	<b>100</b>	<b>298</b>	<b>100</b>	<b>633</b>	<b>100</b>	<b>299</b>	<b>100</b>	<b>3,523</b>	<b>100</b>
Less than 3 months	1,864	81	298	100	564	89	299	100	3,025	86
3 to 6 months	422	18	0	0	69	11	0	0	491	14
6 to 12 months	7	0	0	0	0	0	0	0	7	0
12 months or more	0	0	0	0	0	0	0	0	0	0

Source: AUD1 Survey

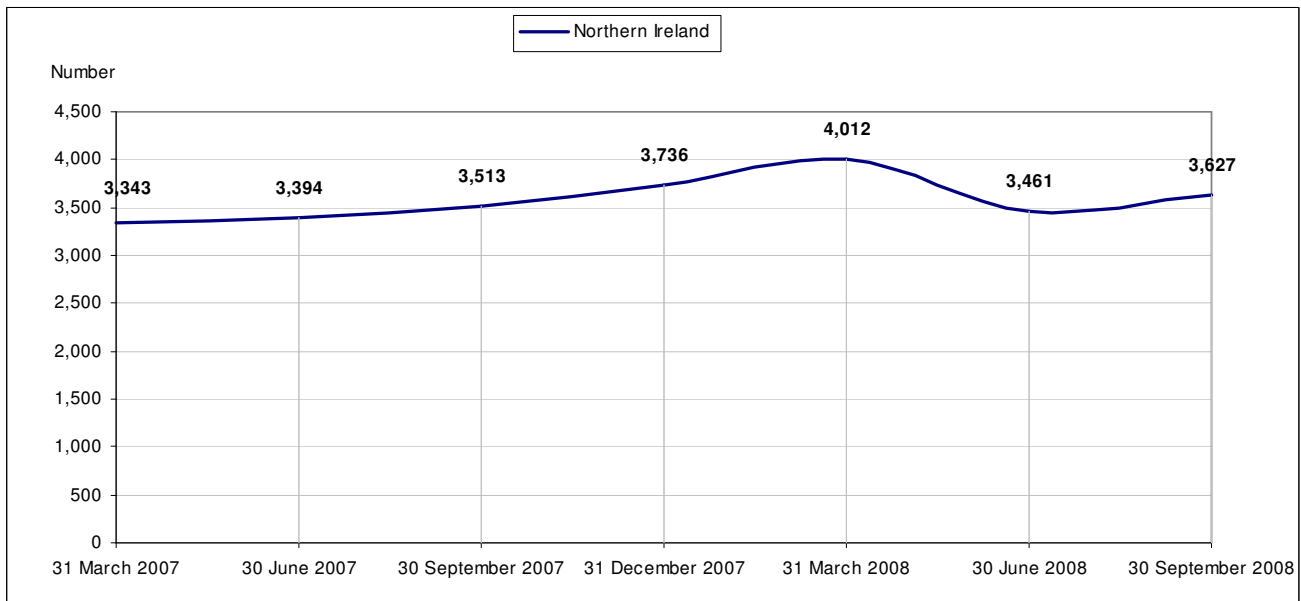
<sup>1</sup> Completed waiting times for hearing aid assessment / re-assessments are counted from the date the referral is received by the Audiology Department until the aid is fitted.

**Figure A1: Completed Waits for Hearing Aid Assessments and Re-Assessments by HSS Board (31 March 2007 - 30 September 2008)**



Source: AUD1 Survey

**Figure A2: Completed Waits for Hearing Aid Assessments and Re-Assessments in Northern Ireland (31 March 2007 - 30 September 2008)**



Source: AUD1 Survey

## Appendix 6: Incomplete Waits for a Hearing Aid Assessment/ Re-Assessment at 30 September 2008 by HSS Board<sup>1</sup>

	numbers										percentage
	EHSSB		NHSSB		SHSSB		WHSSB		Northern Ireland		% Change since last quarter
	Sep-08	Jun-08	Sep-08	Jun-08	Sep-08	Jun-08	Sep-08	Jun-08	Sep-08	Jun-08	
<b>All Incomplete Waits</b>	<b>411</b>	<b>405</b>	<b>56</b>	<b>46</b>	<b>246</b>	<b>224</b>	<b>117</b>	<b>93</b>	<b>830</b>	<b>768</b>	8%
Less than 3 months	392	405	56	38	236	224	117	93	801	760	5%
3 to 6 months	14	0	0	8	10	0	0	0	24	8	200%
6 to 12 months	5	0	0	0	0	0	0	0	5	0	-
12 months or more	0	0	0	0	0	0	0	0	0	0	-
<b>Incomplete Waits for Children</b>	<b>6</b>	<b>5</b>	<b>0</b>	<b>0</b>	<b>2</b>	<b>1</b>	<b>1</b>	<b>0</b>	<b>9</b>	<b>6</b>	50%
Less than 3 months	6	5	0	0	2	1	1	0	9	6	50%
3 to 6 months	0	0	0	0	0	0	0	0	0	0	-
6 to 12 months	0	0	0	0	0	0	0	0	0	0	-
12 months or more	0	0	0	0	0	0	0	0	0	0	-
<b>Incomplete Waits for Adults</b>	<b>405</b>	<b>400</b>	<b>56</b>	<b>46</b>	<b>244</b>	<b>223</b>	<b>116</b>	<b>93</b>	<b>821</b>	<b>762</b>	8%
Less than 3 months	386	400	56	38	234	223	116	93	792	754	5%
3 to 6 months	14	0	0	8	10	0	0	0	24	8	200%
6 to 12 months	5	0	0	0	0	0	0	0	5	0	-
12 months or more	0	0	0	0	0	0	0	0	0	0	-

Source: AUD1 Survey

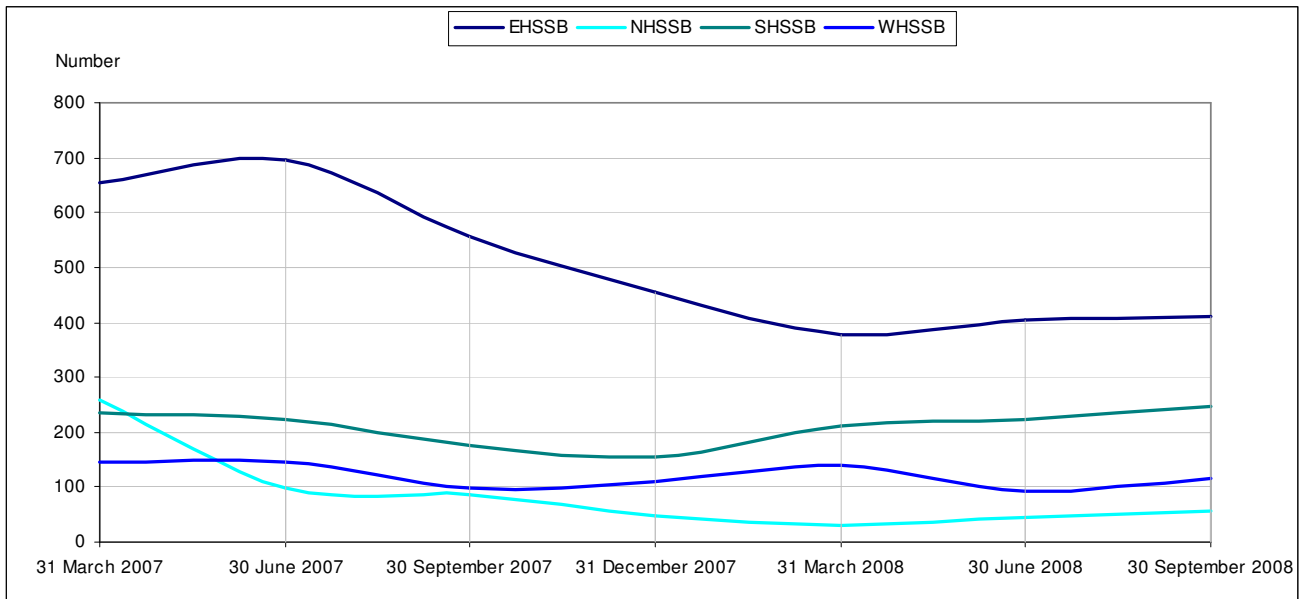
## Appendix 7: HSS Board Analysis of Incomplete Waits for a Hearing Aid Assessment / Re-Assessment at 30 September 2008<sup>1</sup>

	numbers									
	EHSSB		NHSSB		SHSSB		WHSSB		Northern Ireland	
	Number	%	Number	%	Number	%	Number	%	Number	%
<b>All Incomplete Waits</b>	<b>411</b>	<b>100</b>	<b>56</b>	<b>100</b>	<b>246</b>	<b>100</b>	<b>117</b>	<b>100</b>	<b>830</b>	<b>100</b>
Less than 3 months	392	95	56	100	236	96	117	100	801	97
3 to 6 months	14	3	0	0	10	4	0	0	24	3
6 to 12 months	5	1	0	0	0	0	0	0	5	1
12 months or more	0	0	0	0	0	0	0	0	0	0
<b>Incomplete Waits for Children</b>	<b>6</b>	<b>100</b>	<b>0</b>	<b>-</b>	<b>2</b>	<b>100</b>	<b>1</b>	<b>100</b>	<b>9</b>	<b>100</b>
Less than 3 months	6	100	0	-	2	100	1	100	9	100
3 to 6 months	0	-	0	-	0	-	0	-	0	-
6 to 12 months	0	-	0	-	0	-	0	-	0	-
12 months or more	0	-	0	-	0	-	0	-	0	-
<b>Incomplete Waits for Adults</b>	<b>405</b>	<b>100</b>	<b>56</b>	<b>100</b>	<b>244</b>	<b>100</b>	<b>116</b>	<b>100</b>	<b>821</b>	<b>100</b>
Less than 3 months	386	95	56	100	234	96	116	100	792	96
3 to 6 months	14	3	0	0	10	4	0	0	24	3
6 to 12 months	5	1	0	0	0	0	0	0	5	1
12 months or more	0	0	0	0	0	0	0	0	0	0

Source: AUD1 Survey

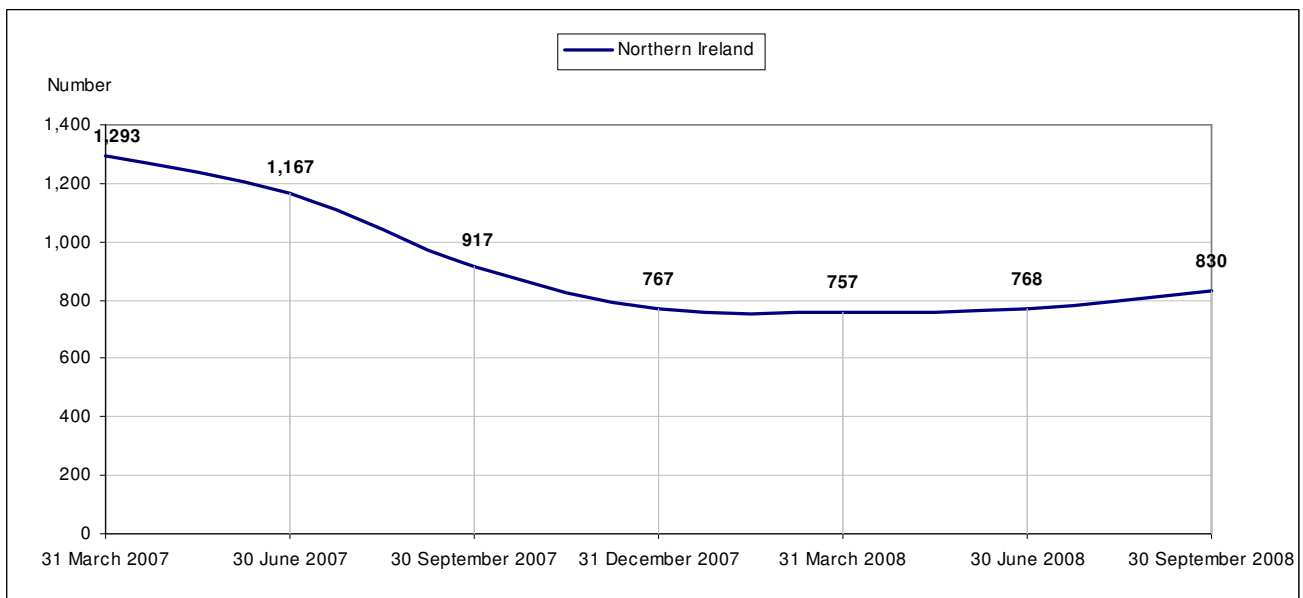
<sup>1</sup> Incomplete waiting times refer to patients who have been referred to the Audiology Department who have not yet been fitted with their aid. Waiting times in this case are counted from the date the referral is received until the end of the quarter.

**Figure A3: Incomplete Waits for a Hearing Aid Assessment/ Re-Assessment by HSS Board (31 March 2007 - 30 September 2008)**



Source: AUD1 Survey

**Figure A4: Incomplete Waits for a Hearing Aid Assessment/ Re-Assessment in Northern Ireland (31 March 2007 - 30 September 2008)**




Source: AUD1 Survey

# Additional Information

---

For **further information** on Hearing Aid Assessments/ Re-Assessments carried out in Northern Ireland, please contact:

Office Information Manager  
Community Information Branch  
Department of Health, Social Services and Public Safety  
Annexe 2  
Castle Buildings  
Stormont  
BT4 3SQ

 028 9052 2804

Fax: 028 9052 3288

Email: [cib@dhsspsni.gov.uk](mailto:cib@dhsspsni.gov.uk)

**Alternatively, this statistical bulletin and other statistical bulletins published by Community Information Branch (CIB) are available to download from the internet at:**

Internet address: [http://www.dhsspsni.gov.uk/index/stats\\_research/stats-cib/stats-cib\\_pubs.htm](http://www.dhsspsni.gov.uk/index/stats_research/stats-cib/stats-cib_pubs.htm)