

## Hearing Aid Assessments and Re-assessments during quarter ending 30 September 2009

4 December 2009

**Theme:**

**Hearing aid assessments  
and re-assessments in  
Northern Ireland**

**Issued by**

Community Information  
Branch, Information &  
Analysis Directorate,  
Department of Health, Social  
Services & Public Safety,  
Stormont Estate,  
Belfast, BT4 3SQ

**Contact Person**

Karen Bleakley  
(028) 905 23299

**Email**

[cib@dhsspsni.gov.uk](mailto:cib@dhsspsni.gov.uk)

**Internet**

[http://www.dhsspsni.gov.uk/index/stats\\_research/stats-cib.htm](http://www.dhsspsni.gov.uk/index/stats_research/stats-cib.htm)

This statistical bulletin presents information on hearing aid assessments and re-assessments by audiologists in Northern Ireland for the quarter ending 30 September 2009. Information has been derived from the quarterly collection AUD1 and monitors information on both adults and children fitted and assessed for hearing aids during the quarter, complaints received, and cost of aids issued. In addition, the return monitors complete and incomplete waits for assessment during the quarter and the length of time patients were waiting or had waited following referral to an audiologist (specified time bands).

### Key Findings

#### Patients Fitted:

- 2,813 patients were fitted with a digital hearing aid or analogue hearing aid during the quarter ending 30 September 2009 (2,801 digital hearing aids and 12 analogue hearing aids).
- Of the 2,813 patients fitted with a hearing aid during the quarter, 1,798 (64%) were new patients.
- Belfast HSC Trust (1,099) had the highest number of patients fitted with hearing aids during the quarter with 698 in the South Eastern HSC Trust, 388 in the Southern HSC Trust, 323 in the Northern HSC Trust, and 305 in the Western HSC Trust.
- During the quarter, 2,282 existing patients were issued with digital hearing aid replacements or fixes. NB. *To avoid double counting, patients issued with replacement aids/ parts or fixes are not included in the information above.*

### **Patients Assessed:**

- 1,995 new and 1,403 existing patients were assessed for hearing aids during the quarter ending 30 September 2009. Of new patients, 107 adults and 29 children were assessed as unsuitable for a hearing aid.

### **Cost of Hearing Aids:**

- During the quarter ending 30 September 2009, 5,053 hearing aids were issued across the five HSC Trusts at a total cost of £334,099.

### **Complaints Received:**

- One complaint was reported by Audiology Departments in Northern Ireland during the quarter ending 30 September 2009.

### **Completed Waiting Times:**

- During the quarter ending 30 September 2009, 3,276 patients had their hearing aid assessment/ re-assessment<sup>1</sup> completed. This was 29 (1%) less than the number completed during the previous quarter and 351 (10%) less than the number completed during the same quarter last year.
- Of these 3,276 patients, 98% had been waiting less than 3 months from referral to Audiology Department until the aid was fitted and 2% had been waiting 3 to 6 months. This is an increase in waiting times from last quarter where less than 1% had been waiting 3 to 6 months.

### **Incomplete Waiting Times:**

- At 30 September 2009, 644 patients were waiting for their hearing aid assessment/ re-assessment<sup>2</sup> to be completed. This was 80 (11%) less than the number waiting at the end of the previous quarter and 186 (22%) less than the number waiting at the end of the same quarter last year.
- The highest proportion (96%) of these patients were waiting less than 3 months and 4% were waiting for 3 to 6 months. No patient was waiting more than 6 months.

---

<sup>1</sup> Completed waiting times for hearing aid assessments/ re-assessments are counted from the date the referral is received by the Audiology Department until the aid is fitted.

<sup>2</sup> Incomplete waiting times refer to patients who have been referred to the Audiology Department who have not yet been fitted with their aid. Waiting times in this case are counted from the date the referral is received until the end of the quarter.

# Contents

---

	Page
Note to Editors	1
Table A.1: Patients Fitted with Hearing Aids during Quarter, by Type of Aid and Patient Type	2
Table A.2: Patients Assessed for a Hearing Aid during Quarter, by Type of Aid, Patient Type and Outcome of Assessment	3
Table B.1: Number of Aids Issued during Quarter, by Expenditure on these Aids	4
Table C.1: Completed Waits for Hearing Aid Assessments and Re-Assessments during Quarter ending 30 September 2009	5
Table C.2: HSC Trust Analysis of Completed Waits for Hearing Aid Assessments and Re-Assessments during Quarter ending 30 September 2009	5
Figure 1: Completed Waits for Hearing Aid Assessments and Re-Assessments by HSC Trust (31 March 2007 - 30 September 2009)	6
Figure 2: Completed Waits for Hearing Aid Assessments and Re-Assessments in Northern Ireland (31 March 2007 - 30 September 2009)	6
Table C.3: Incomplete Waits for a Hearing Aid Assessment/ Re-Assessment at 30 September 2009	7
Table C.4: HSC Trust Analysis of Incomplete Waits for a Hearing Aid Assessment/ Re-Assessment at 30 September 2009	7
Figure 3: Incomplete Waits for a Hearing Aid Assessment/ Re-Assessment by HSC Trust (31 March 2007 - 30 September 2009)	8
Figure 4: Incomplete Waits for a Hearing Aid Assessment/ Re-Assessment in Northern Ireland (31 March 2007 - 30 September 2009)	8
Appendices: All Tables and Figures by legacy HSS Board	9–15
Additional Information	16

# Note to Editors

---

1. Data are collected on the AUD1 quarterly return, which provides the DHSSPS with aggregate data on children and adults assessed and re-assessed for hearing aids in Northern Ireland.
2. The information presented for the quarter ending 30 September 2009, is based on data reported by 12 audiologists, working in the following former HSS Trusts/ Hospitals; Royal Group of Hospitals, Belfast City Hospital, Mater Hospital, Ulster Community & Hospital, Laganvalley Hospital, Downe Hospital, Causeway/ United Hospitals, Daisy Hill Hospital, Craigavon Area Hospital, Armagh & Dungannon HSS Trust, Altnagelvin Hospital, and Sperrin Lakeland HSS Trust.
3. The information in this bulletin is presented according to HSC Trusts, and is based on the location of the Hospitals/ Trusts, and not where the patient lives, i.e. a patient from Northern HSC Trust may be seen in the Royal but their details will be included in the Belfast HSC Trust.
4. Symbol used:

<b>Symbol</b>	<b>Meaning</b>
-	Not applicable

**Table A.1: Patients Fitted with Hearing Aids during Quarter, by Type of Aid and Patient Type<sup>1,2</sup>**

	numbers												percentage
	Belfast HSC Trust		Northern HSC Trust		South Eastern HSC Trust		Southern HSC Trust		Western HSC Trust		Northern Ireland		% Change since last quarter
	Sep-09	Jun-09	Sep-09	Jun-09	Sep-09	Jun-09	Sep-09	Jun-09	Sep-09	Jun-09	Sep-09	Jun-09	
<b>Total Patients Fitted with a Hearing Aid During the Quarter</b>													
<b>All Patients Fitted</b>	1,099	1,004	323	404	698	608	388	504	305	288	2,813	2,808	0%
Digital Hearing Aid	1,096	995	323	404	698	608	383	504	301	287	2,801	2,798	0%
Analogue Hearing Aid	3	9	0	0	0	0	5	0	4	1	12	10	20%
<b>Child Patients Fitted</b>	78	93	4	7	8	10	9	16	4	5	103	131	-21%
Digital Hearing Aid	78	93	4	7	8	10	9	16	4	5	103	131	-21%
Analogue Hearing Aid	0	0	0	0	0	0	0	0	0	0	0	0	-
<b>Adult Patients Fitted</b>	1,021	911	319	397	690	598	379	488	301	283	2,710	2,677	1%
Digital Hearing Aid	1,018	902	319	397	690	598	374	488	297	282	2,698	2,667	1%
Analogue Hearing Aid	3	9	0	0	0	0	5	0	4	1	12	10	20%
<b>New Patients Fitted with a Hearing Aid</b>													
<b>New Patients Fitted</b>	520	536	311	382	403	435	302	391	262	251	1,798	1,995	-10%
Digital Hearing Aid	520	536	311	382	403	435	302	391	261	251	1,797	1,995	-10%
Analogue Hearing Aid	0	0	0	0	0	0	0	0	1	0	1	0	-
<b>New Child Patients Fitted</b>	20	30	4	7	4	0	5	13	4	5	37	55	-33%
Digital Hearing Aid	20	30	4	7	4	0	5	13	4	5	37	55	-33%
Analogue Hearing Aid	0	0	0	0	0	0	0	0	0	0	0	0	-
<b>New Adult Patients Fitted</b>	500	506	307	375	399	435	297	378	258	246	1,761	1,940	-9%
Digital Hearing Aid	500	506	307	375	399	435	297	378	257	246	1,760	1,940	-9%
Analogue Hearing Aid	0	0	0	0	0	0	0	0	1	0	1	0	-
<b>Existing Patients Fitted with a Hearing Aid</b>													
<b>Existing Patients Fitted</b>	579	468	12	22	295	173	86	113	43	37	1,015	813	25%
Digital Hearing Aid	576	459	12	22	295	173	81	113	40	36	1,004	803	25%
Analogue Hearing Aid	3	9	0	0	0	0	5	0	3	1	11	10	10%
<b>Existing Child Patients Fitted</b>	58	63	0	0	4	10	4	3	0	0	66	76	-13%
Digital Hearing Aid	58	63	0	0	4	10	4	3	0	0	66	76	-13%
Analogue Hearing Aid	0	0	0	0	0	0	0	0	0	0	0	0	-
<b>Existing Adult Patients Fitted</b>	521	405	12	22	291	163	82	110	43	37	949	737	29%
Digital Hearing Aid	518	396	12	22	291	163	77	110	40	36	938	727	29%
Analogue Hearing Aid	3	9	0	0	0	0	5	0	3	1	11	10	10%
<b>Patients Fitted with Digital Hearing Aid Replacements<sup>1</sup></b>													
<b>Patients Issued with Replacements<sup>1</sup></b>	623	455	659	635	183	272	388	427	429	470	2,282	2,259	1%
Child Patients Fitted with Digital Hearing Aid Replacements	61	63	23	28	4	11	13	19	8	11	109	132	-17%
Adult Patients Fitted with Digital Hearing Aid Replacements	562	392	636	607	179	261	375	408	421	459	2,173	2,127	2%

Source: AUD1 Survey

<sup>1</sup> Digital hearing aid replacements are only issued to existing patients who have already been fitted with a digital hearing aid. Please note that these should not be added to the total digital hearing aids and analogue hearing aids issued to the patient.

<sup>2</sup> The number of patients fitted with hearing aids decreased in the Northern (Causeway/ United Hospitals) and Southern (Craigavon Area Hospital) HSC Trusts due to priorities given to government set targets for diagnostics.

**Table A.2: Patients Assessed for a Hearing Aid during Quarter, by Type of Aid, Patient Type and Outcome of Assessment<sup>1, 2</sup>**

	numbers												percentage
	Belfast HSC Trust		Northern HSC Trust		South Eastern HSC Trust		Southern HSC Trust		Western HSC Trust		Northern Ireland		% Change since last quarter
	Sep-09	Jun-09	Sep-09	Jun-09	Sep-09	Jun-09	Sep-09	Jun-09	Sep-09	Jun-09	Sep-09	Jun-09	
<b>All Patients Assessed</b>													
<b>All Patients Assessed</b>	<b>1,103</b>	<b>1,011</b>	<b>455</b>	<b>442</b>	<b>717</b>	<b>681</b>	<b>777</b>	<b>911</b>	<b>303</b>	<b>291</b>	<b>3,355</b>	<b>3,336</b>	1%
All Adults Assessed for a Digital Hearing Aid	1,027	916	452	435	709	671	735	847	298	283	3,221	3,152	2%
All Children Assessed for a Digital Hearing Aid	76	95	3	7	8	10	42	64	5	8	134	184	-27%
<b>New Patients Assessed</b>													
<b>New Patients Assessed</b>	<b>527</b>	<b>552</b>	<b>408</b>	<b>381</b>	<b>406</b>	<b>443</b>	<b>392</b>	<b>487</b>	<b>262</b>	<b>233</b>	<b>1,995</b>	<b>2,096</b>	-5%
Adult Patients Assessed as Suitable for a Digital Hearing Aid	497	500	375	339	399	435	305	365	249	215	1,825	1,854	-2%
Child Patients Assessed as Suitable for a Digital Hearing Aid	18	32	3	7	4	0	6	12	3	8	34	59	-42%
Adult Patients Assessed as Unsuitable for a Digital Hearing Aid	12	20	30	35	3	8	52	63	10	10	107	136	-21%
Child Patients Assessed as Unsuitable for a Digital Hearing Aid	0	0	0	0	0	0	29	47	0	0	29	47	-38%
Total Adult Patients Assessed for a Digital Hearing Aid	509	520	405	374	402	443	357	428	259	225	1,932	1,990	-3%
Total Child Patients Assessed for a Digital Hearing Aid	18	32	3	7	4	0	35	59	3	8	63	106	-41%
<b>Existing Patients Assessed<sup>1</sup></b>													
<b>Existing Patients Assessed<sup>1</sup></b>	<b>576</b>	<b>459</b>	<b>47</b>	<b>61</b>	<b>311</b>	<b>238</b>	<b>385</b>	<b>424</b>	<b>41</b>	<b>58</b>	<b>1,360</b>	<b>1,240</b>	10%
Adult Patients Assessed as Suitable for a Digital Hearing Aid	518	396	47	61	307	228	378	419	39	58	1,289	1,162	11%
Child Patients Assessed as Suitable for a Digital Hearing Aid	58	63	0	0	4	10	7	5	2	0	71	78	-9%

Source: AUD1 Survey

<sup>1</sup> During the quarter ending 30 September 2009, the Southern HSC Trust (Craigavon Area Hospital) had an additional 42 existing adult patients and 1 existing child patient assessed as unsuitable for a digital hearing aid.

<sup>2</sup> The number of patients assessed for a hearing aid decreased in the Southern HSC Trust (Craigavon Area Hospital) due to unexpected staff shortages.

**Table B.1: Number of Aids Issued during Quarter, by Expenditure on these Aids<sup>1</sup>**

	numbers												percentage
	Belfast HSC Trust		Northern HSC Trust		South Eastern HSC Trust		Southern HSC Trust		Western HSC Trust		Northern Ireland		% Change since last quarter
	Sep-09	Jun-09	Sep-09	Jun-09	Sep-09	Jun-09	Sep-09	Jun-09	Sep-09	Jun-09	Sep-09	Jun-09	
<b>All Aids Issued</b>													
<b>Total Number of Aids Issued</b>	<b>1,319</b>	<b>1,180</b>	<b>982</b>	<b>1,039</b>	<b>890</b>	<b>880</b>	<b>1,128</b>	<b>1,158</b>	<b>734</b>	<b>759</b>	<b>5,053</b>	<b>5,016</b>	1%
Adults receiving Digital Hearing Aids	1,235	1,078	955	1,004	869	859	1,086	1,119	718	741	4,863	4,801	1%
Adults receiving Analogue Hearing Aids	3	9	0	0	0	0	5	0	4	1	12	10	20%
Children receiving Digital Hearing Aids	81	93	27	35	21	21	37	39	12	17	178	205	-13%
Children receiving Analogue Hearing Aids	0	0	0	0	0	0	0	0	0	0	0	0	-
<b>Total Cost of Aids Issued</b>													
<b>Total Cost of Aids Issued during Quarter (,000's)</b>	<b>£89.6</b>	<b>£79.4</b>	<b>£69.9</b>	<b>£74.5</b>	<b>£56.8</b>	<b>£55.2</b>	<b>£71.2</b>	<b>£68.3</b>	<b>£46.6</b>	<b>£49.3</b>	<b>£334.1</b>	<b>£326.8</b>	-
Cost for Adult Digital Hearing Aids (,000's)	£82.5	£70.9	£65.9	£69.3	£54.5	£52.3	£67.6	£64.6	£45.6	£48.2	£316.2	£305.3	-
Cost for Adult Analogue Hearing Aids (,000's)	£0.1	£0.3	£0.0	£0.0	£0.0	£0.0	£0.2	£0.0	£0.2	£0.1	£0.5	£0.4	-
Cost for Child Digital Hearing Aids (,000's)	£7.0	£8.2	£4.1	£5.3	£2.2	£2.9	£3.3	£3.7	£0.8	£1.0	£17.4	£21.1	-
Cost for Child Analogue Hearing Aids (,000's)	£0.0	£0.0	£0.0	£0.0	£0.0	£0.0	£0.0	£0.0	£0.0	£0.0	£0.0	£0.0	-
<b>Average Cost of Aids Issued</b>													
<b>Average Cost per Aid</b>	<b>£67.9</b>	<b>£67.3</b>	<b>£71.2</b>	<b>£71.7</b>	<b>£63.8</b>	<b>£62.7</b>	<b>£63.1</b>	<b>£59.0</b>	<b>£63.5</b>	<b>£64.9</b>	<b>£66.1</b>	<b>£65.1</b>	-
Average Cost of Adult Digital Hearing Aid	£66.8	£65.8	£69.0	£69.0	£62.7	£60.9	£62.3	£57.8	£63.5	£65.0	£65.0	£63.6	-
Average Cost of Adult Analogue Hearing Aid	£45.0	£35.0	£0.0	£0.0	£0.0	£0.0	£45.3	£0.0	£41.8	£69.0	£44.0	£38.4	-
Average Cost of Child Digital Hearing Aid	£86.0	£88.4	£150.0	£150.0	£106.7	£140.0	£89.2	£94.8	£68.0	£59.1	£97.6	£103.0	-
Average Cost of Child Analogue Hearing Aid	£0.0	£0.0	£0.0	£0.0	£0.0	£0.0	£0.0	£0.0	£0.0	£0.0	-	-	-

Source: AUD1 Survey

<sup>1</sup> The number of aids issued decreased in the Northern (Causeway/ United Hospitals) and Southern (Craigavon Area Hospital) HSC Trusts due to government set targets for diagnostics.

**Table C.1: Completed Waits for Hearing Aid Assessments and Re-Assessments during Quarter ending 30 September 2009<sup>1,2</sup>**

	numbers												percentage
	Belfast HSC Trust		Northern HSC Trust		South Eastern HSC Trust		Southern HSC Trust		Western HSC Trust		Northern Ireland		% Change since last quarter
	Sep-09	Jun-09	Sep-09	Jun-09	Sep-09	Jun-09	Sep-09	Jun-09	Sep-09	Jun-09	Sep-09	Jun-09	
<b>All Completed Waits</b>	<b>1,207</b>	<b>1,069</b>	<b>346</b>	<b>432</b>	<b>881</b>	<b>880</b>	<b>538</b>	<b>637</b>	<b>304</b>	<b>287</b>	<b>3,276</b>	<b>3,305</b>	<b>-1%</b>
Less than 3 months	1,207	1,069	346	432	836	880	527	628	304	287	3,220	3,296	-2%
3 to 6 months	0	0	0	0	45	0	11	9	0	0	56	9	522%
6 to 12 months	0	0	0	0	0	0	0	0	0	0	0	0	-
12 months or more	0	0	0	0	0	0	0	0	0	0	0	0	-
<b>Completed Waits for Children</b>	<b>81</b>	<b>93</b>	<b>27</b>	<b>35</b>	<b>16</b>	<b>21</b>	<b>14</b>	<b>23</b>	<b>7</b>	<b>5</b>	<b>145</b>	<b>177</b>	<b>-18%</b>
Less than 3 months	81	93	27	35	16	21	14	22	7	5	145	176	-18%
3 to 6 months	0	0	0	0	0	0	0	1	0	0	0	1	-100%
6 to 12 months	0	0	0	0	0	0	0	0	0	0	0	0	-
12 months or more	0	0	0	0	0	0	0	0	0	0	0	0	-
<b>Completed Waits for Adults</b>	<b>1,126</b>	<b>976</b>	<b>319</b>	<b>397</b>	<b>865</b>	<b>859</b>	<b>524</b>	<b>614</b>	<b>297</b>	<b>282</b>	<b>3,131</b>	<b>3,128</b>	<b>0%</b>
Less than 3 months	1,126	976	319	397	820	859	513	606	297	282	3,075	3,120	-1%
3 to 6 months	0	0	0	0	45	0	11	8	0	0	56	8	600%
6 to 12 months	0	0	0	0	0	0	0	0	0	0	0	0	-
12 months or more	0	0	0	0	0	0	0	0	0	0	0	0	-

Source: AUD1 Survey

**Table C.2: HSC Trust Analysis of Completed Waits for Hearing Aid Assessments and Re-Assessments during Quarter ending 30 September 2009<sup>1</sup>**

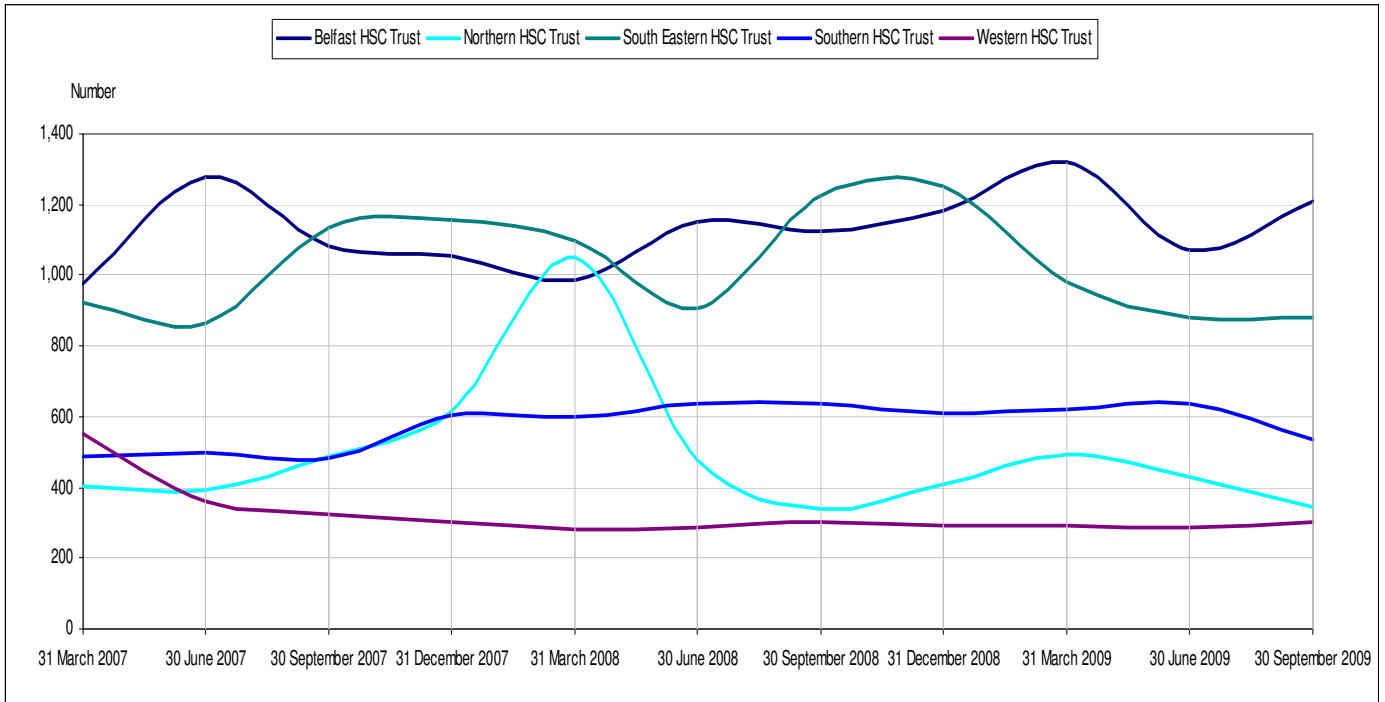
	numbers											
	Belfast HSC Trust		Northern HSC Trust		South Eastern HSC Trust		Southern HSC Trust		Western HSC Trust		Northern Ireland	
	Number	%	Number	%	Number	%	Number	%	Number	%	Number	%
<b>All Completed Waits</b>	<b>1,207</b>	<b>100</b>	<b>346</b>	<b>100</b>	<b>881</b>	<b>100</b>	<b>538</b>	<b>100</b>	<b>304</b>	<b>100</b>	<b>3,276</b>	<b>100</b>
Less than 3 months	1,207	100	346	100	836	95	527	98	304	100	3,220	98
3 to 6 months	0	0	0	0	45	5	11	2	0	0	56	2
6 to 12 months	0	0	0	0	0	0	0	0	0	0	0	0
12 months or more	0	0	0	0	0	0	0	0	0	0	0	0
<b>Completed Waits for Children</b>	<b>81</b>	<b>100</b>	<b>27</b>	<b>100</b>	<b>16</b>	<b>100</b>	<b>14</b>	<b>100</b>	<b>7</b>	<b>100</b>	<b>145</b>	<b>100</b>
Less than 3 months	81	100	27	100	16	100	14	100	7	100	145	100
3 to 6 months	0	-	0	-	0	-	0	-	0	-	0	-
6 to 12 months	0	-	0	-	0	-	0	-	0	-	0	-
12 months or more	0	-	0	-	0	-	0	-	0	-	0	-
<b>Completed Waits for Adults</b>	<b>1,126</b>	<b>100</b>	<b>319</b>	<b>100</b>	<b>865</b>	<b>100</b>	<b>524</b>	<b>100</b>	<b>297</b>	<b>100</b>	<b>3,131</b>	<b>100</b>
Less than 3 months	1,126	100	319	100	820	95	513	98	297	100	3,075	98
3 to 6 months	0	0	0	0	45	5	11	2	0	0	56	2
6 to 12 months	0	0	0	0	0	0	0	0	0	0	0	0
12 months or more	0	0	0	0	0	0	0	0	0	0	0	0

Source: AUD1 Survey

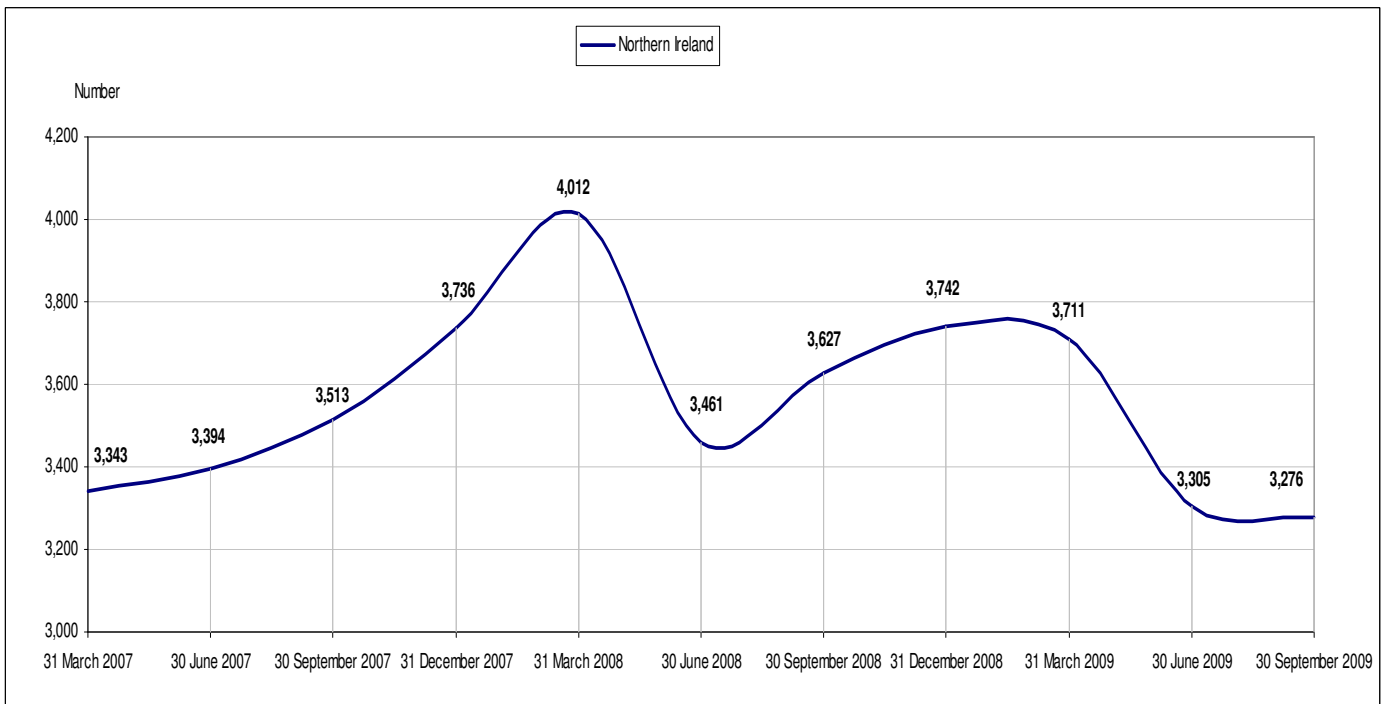
<sup>1</sup> Completed waiting times for hearing aid assessments/ re-assessments are counted from the date the referral is received by the Audiology Department until the aid is fitted.

<sup>2</sup> Completed waits decreased in the Northern (Causeway/ United Hospitals) and Southern (Craigavon Area Hospital) HSC Trusts due to priorities given to government set targets for diagnostics.

**Figure 1: Completed Waits for Hearing Aid Assessments and Re-Assessments by HSC Trust (31 March 2007 - 30 September 2009)<sup>1</sup>**



**Figure 2: Completed Waits for Hearing Aid Assessments and Re-Assessments in Northern Ireland (31 March 2007 - 30 September 2009)**



<sup>1</sup> Completed waits decreased in the Northern (Causeway/ United Hospitals) and Southern (Craigavon Area Hospital) HSC Trusts due to priorities given to government set targets for diagnostics.

**Table C.3: Incomplete Waits for a Hearing Aid Assessment/ Re-Assessment at 30 September 2009<sup>1,2</sup>**

	numbers												percentage
	Belfast HSC Trust		Northern HSC Trust		South Eastern HSC Trust		Southern HSC Trust		Western HSC Trust		Northern Ireland		% Change since last quarter
	Sep-09	Jun-09	Sep-09	Jun-09	Sep-09	Jun-09	Sep-09	Jun-09	Sep-09	Jun-09	Sep-09	Jun-09	
<b>All Incomplete Waits</b>	<b>244</b>	<b>327</b>	<b>113</b>	<b>87</b>	<b>34</b>	<b>45</b>	<b>180</b>	<b>172</b>	<b>73</b>	<b>93</b>	<b>644</b>	<b>724</b>	<b>-11%</b>
Less than 3 months	224	261	113	87	34	45	174	172	73	93	618	658	-6%
3 to 6 months	20	66	0	0	0	0	6	0	0	0	26	66	-61%
6 to 12 months	0	0	0	0	0	0	0	0	0	0	0	0	-
12 months or more	0	0	0	0	0	0	0	0	0	0	0	0	-
<b>Incomplete Waits for Children</b>	<b>4</b>	<b>8</b>	<b>0</b>	<b>0</b>	<b>1</b>	<b>1</b>	<b>1</b>	<b>2</b>	<b>1</b>	<b>1</b>	<b>7</b>	<b>12</b>	<b>-42%</b>
Less than 3 months	4	8	0	0	1	1	1	2	1	1	7	12	-42%
3 to 6 months	0	0	0	0	0	0	0	0	0	0	0	0	-
6 to 12 months	0	0	0	0	0	0	0	0	0	0	0	0	-
12 months or more	0	0	0	0	0	0	0	0	0	0	0	0	-
<b>Incomplete Waits for Adults</b>	<b>240</b>	<b>319</b>	<b>113</b>	<b>87</b>	<b>33</b>	<b>44</b>	<b>179</b>	<b>170</b>	<b>72</b>	<b>92</b>	<b>637</b>	<b>712</b>	<b>-11%</b>
Less than 3 months	220	253	113	87	33	44	173	170	72	92	611	646	-5%
3 to 6 months	20	66	0	0	0	0	6	0	0	0	26	66	-61%
6 to 12 months	0	0	0	0	0	0	0	0	0	0	0	0	-
12 months or more	0	0	0	0	0	0	0	0	0	0	0	0	-

Source: AUD1 Survey

**Table C.4: HSC Trust Analysis of Incomplete Waits for a Hearing Aid Assessment/ Re- Assessment at 30 September 2009<sup>1</sup>**

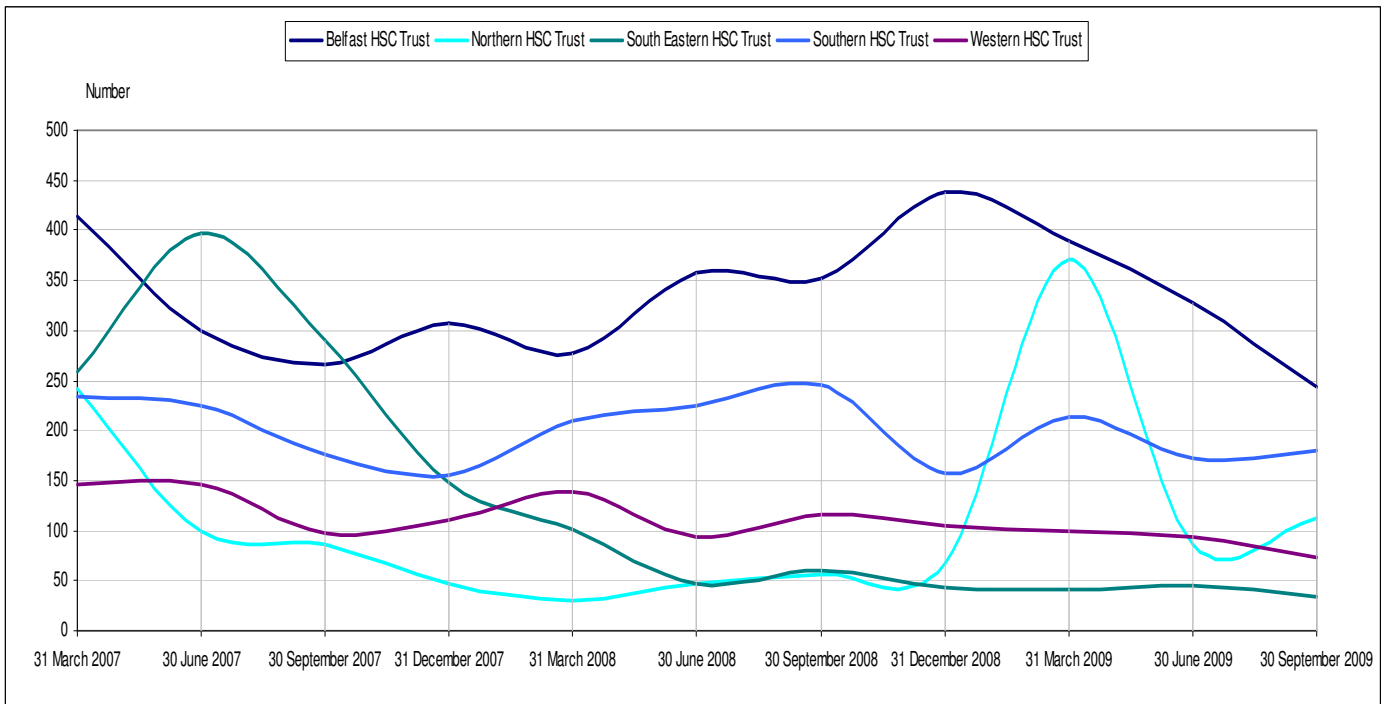
	numbers											
	Belfast HSC Trust		Northern HSC Trust		South Eastern HSC Trust		Southern HSC Trust		Western HSC Trust		Northern Ireland	
	Number	%	Number	%	Number	%	Number	%	Number	%	Number	%
<b>All Incomplete Waits</b>	<b>244</b>	<b>100</b>	<b>113</b>	<b>100</b>	<b>34</b>	<b>100</b>	<b>180</b>	<b>100</b>	<b>73</b>	<b>100</b>	<b>644</b>	<b>100</b>
Less than 3 months	224	92	113	100	34	100	174	97	73	100	618	96
3 to 6 months	20	8	0	0	0	0	6	3	0	0	26	4
6 to 12 months	0	0	0	0	0	0	0	0	0	0	0	0
12 months or more	0	0	0	0	0	0	0	0	0	0	0	0
<b>Incomplete Waits for Children</b>	<b>4</b>	<b>100</b>	<b>0</b>	<b>-</b>	<b>1</b>	<b>100</b>	<b>1</b>	<b>100</b>	<b>1</b>	<b>100</b>	<b>7</b>	<b>100</b>
Less than 3 months	4	100	0	-	1	100	1	100	1	100	7	100
3 to 6 months	0	-	0	-	0	-	0	-	0	-	0	-
6 to 12 months	0	-	0	-	0	-	0	-	0	-	0	-
12 months or more	0	-	0	-	0	-	0	-	0	-	0	-
<b>Incomplete Waits for Adults</b>	<b>240</b>	<b>100</b>	<b>113</b>	<b>100</b>	<b>33</b>	<b>100</b>	<b>179</b>	<b>100</b>	<b>72</b>	<b>100</b>	<b>637</b>	<b>100</b>
Less than 3 months	220	92	113	100	33	100	173	97	72	100	611	96
3 to 6 months	20	8	0	0	0	0	6	3	0	0	26	4
6 to 12 months	0	0	0	0	0	0	0	0	0	0	0	0
12 months or more	0	0	0	0	0	0	0	0	0	0	0	0

Source: AUD1 Survey

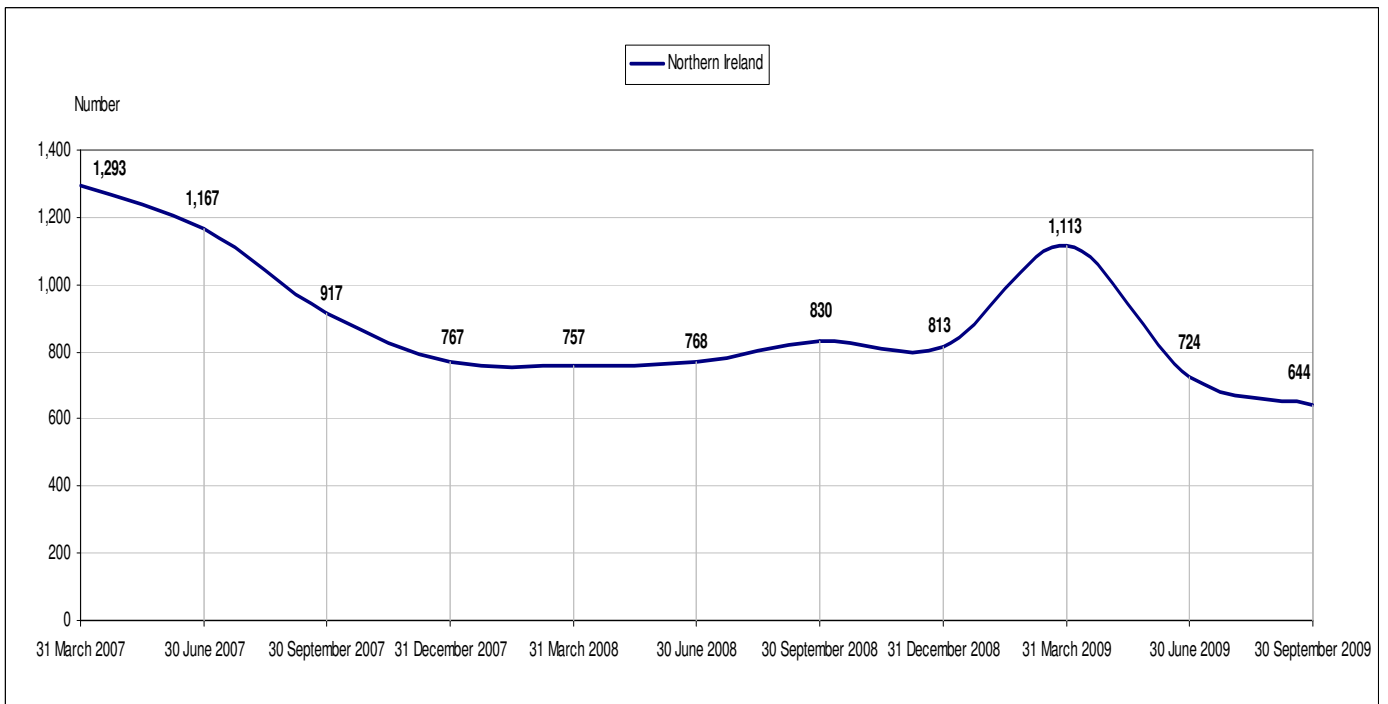
<sup>1</sup> Incomplete waiting times refer to patients who have been referred to the Audiology Department who have not yet been fitted with their aid. Waiting times in this case are counted from the date the referral is received until the end of the quarter.

<sup>2</sup> Incomplete waits increased in the Northern (Causeway/ United Hospitals) and Southern (Craigavon Area Hospital) HSC Trusts due to priorities given to government set targets for diagnostics.

**Figure 3: Incomplete Waits for a Hearing Aid Assessment/ Re-Assessment by HSC Trust (31 March 2007 - 30 September 2009)<sup>1</sup>**



**Figure 4: Incomplete Waits for a Hearing Aid Assessment/ Re-Assessment in Northern Ireland (31 March 2007- 30 September 2009)**



<sup>1</sup> Incomplete waits increased in the Northern (Causeway/ United Hospitals) and Southern (Craigavon Area Hospital) HSC Trusts due to priorities given to government set targets for diagnostics.

# Appendices

## Appendix 1: Patients Fitted with Hearing Aids during Quarter, by Type of Aid, Patient Type and legacy HSS Board<sup>1, 2</sup>

									numbers		percentage
	EHSSB		NHSSB		SHSSB		WHSSB		Northern Ireland		% Change since last quarter
	Sep-09	Jun-09	Sep-09	Jun-09	Sep-09	Jun-09	Sep-09	Jun-09	Sep-09	Jun-09	
<b>Total Patients Fitted with a Hearing Aid During the Quarter</b>											
<b>All Patients Fitted</b>	<b>1,797</b>	<b>1,612</b>	<b>323</b>	<b>404</b>	<b>388</b>	<b>504</b>	<b>305</b>	<b>288</b>	<b>2,813</b>	<b>2,808</b>	0%
Digital Hearing Aid	1,794	1,603	323	404	383	504	301	287	2,801	2,798	0%
Analogue Hearing Aid	3	9	0	0	5	0	4	1	12	10	20%
<b>Child Patients Fitted</b>	<b>86</b>	<b>103</b>	<b>4</b>	<b>7</b>	<b>9</b>	<b>16</b>	<b>4</b>	<b>5</b>	<b>103</b>	<b>131</b>	<b>-21%</b>
Digital Hearing Aid	86	103	4	7	9	16	4	5	103	131	-21%
Analogue Hearing Aid	0	0	0	0	0	0	0	0	0	0	-
<b>Adult Patients Fitted</b>	<b>1,711</b>	<b>1,509</b>	<b>319</b>	<b>397</b>	<b>379</b>	<b>488</b>	<b>301</b>	<b>283</b>	<b>2,710</b>	<b>2,677</b>	1%
Digital Hearing Aid	1,708	1,500	319	397	374	488	297	282	2,698	2,667	1%
Analogue Hearing Aid	3	9	0	0	5	0	4	1	12	10	20%
<b>New Patients Fitted with a Hearing Aid</b>											
<b>New Patients Fitted</b>	<b>923</b>	<b>971</b>	<b>311</b>	<b>382</b>	<b>302</b>	<b>391</b>	<b>262</b>	<b>251</b>	<b>1,798</b>	<b>1,995</b>	<b>-10%</b>
Digital Hearing Aid	923	971	311	382	302	391	261	251	1,797	1,995	-10%
Analogue Hearing Aid	0	0	0	0	0	0	1	0	1	0	-
<b>New Child Patients Fitted</b>	<b>24</b>	<b>30</b>	<b>4</b>	<b>7</b>	<b>5</b>	<b>13</b>	<b>4</b>	<b>5</b>	<b>37</b>	<b>55</b>	<b>-33%</b>
Digital Hearing Aid	24	30	4	7	5	13	4	5	37	55	-33%
Analogue Hearing Aid	0	0	0	0	0	0	0	0	0	0	-
<b>New Adult Patients Fitted</b>	<b>899</b>	<b>941</b>	<b>307</b>	<b>375</b>	<b>297</b>	<b>378</b>	<b>258</b>	<b>246</b>	<b>1,761</b>	<b>1,940</b>	<b>-9%</b>
Digital Hearing Aid	899	941	307	375	297	378	257	246	1,760	1,940	-9%
Analogue Hearing Aid	0	0	0	0	0	0	1	0	1	0	-
<b>Existing Patients Fitted with a Hearing Aid</b>											
<b>Existing Patients Fitted</b>	<b>874</b>	<b>641</b>	<b>12</b>	<b>22</b>	<b>86</b>	<b>113</b>	<b>43</b>	<b>37</b>	<b>1,015</b>	<b>813</b>	25%
Digital Hearing Aid	871	632	12	22	81	113	40	36	1,004	803	25%
Analogue Hearing Aid	3	9	0	0	5	0	3	1	11	10	10%
<b>Existing Child Patients Fitted</b>	<b>62</b>	<b>73</b>	<b>0</b>	<b>0</b>	<b>4</b>	<b>3</b>	<b>0</b>	<b>0</b>	<b>66</b>	<b>76</b>	<b>-13%</b>
Digital Hearing Aid	62	73	0	0	4	3	0	0	66	76	-13%
Analogue Hearing Aid	0	0	0	0	0	0	0	0	0	0	-
<b>Existing Adult Patients Fitted</b>	<b>812</b>	<b>568</b>	<b>12</b>	<b>22</b>	<b>82</b>	<b>110</b>	<b>43</b>	<b>37</b>	<b>949</b>	<b>737</b>	29%
Digital Hearing Aid	809	559	12	22	77	110	40	36	938	727	29%
Analogue Hearing Aid	3	9	0	0	5	0	3	1	11	10	10%
<b>Patients Fitted with Digital Hearing Aid Replacements<sup>1</sup></b>											
<b>Patients Issued with Replacements<sup>1</sup></b>	<b>806</b>	<b>727</b>	<b>659</b>	<b>635</b>	<b>388</b>	<b>427</b>	<b>429</b>	<b>470</b>	<b>2,282</b>	<b>2,259</b>	1%
Child Patients Fitted with Digital Hearing Aid Replacements	65	74	23	28	13	19	8	11	109	132	-17%
Adult Patients Fitted with Digital Hearing Aid Replacements	741	653	636	607	375	408	421	459	2,173	2,127	2%

Source: AUD1 Survey

<sup>1</sup> Digital hearing aid replacements are only issued to existing patients who have already been fitted with a digital hearing aid. Please note that these should not be added to the total digital hearing aids and analogue hearing aids issued to the patient.

<sup>2</sup> The number of patients fitted with hearing aids decreased in the Northern (Causeway/ United Hospitals) and Southern (Craigavon Area Hospital) HSS Boards due to priorities given to government set targets for diagnostics.

## Appendix 2: Patients Assessed for a Hearing Aid during Quarter, by Type of Aid, Patient Type, Outcome of Assessment and legacy HSS Board<sup>1, 2</sup>

	numbers										percentage
	EHSSB		NHSSB		SHSSB		WHSSB		Northern Ireland		% Change since last quarter
	Sep-09	Jun-09	Sep-09	Jun-09	Sep-09	Jun-09	Sep-09	Jun-09	Sep-09	Jun-09	
<b>All Patients Assessed</b>											
<b>All Patients Assessed</b>	<b>1,820</b>	<b>1,692</b>	<b>455</b>	<b>442</b>	<b>777</b>	<b>911</b>	<b>303</b>	<b>291</b>	<b>3,355</b>	<b>3,336</b>	1%
All Adults Assessed for a Digital Hearing Aid	1,736	1,587	452	435	735	847	298	283	3,221	3,152	2%
All Children Assessed for a Digital Hearing Aid	84	105	3	7	42	64	5	8	134	184	-27%
<b>New Patients Assessed</b>											
<b>New Patients Assessed</b>	<b>933</b>	<b>995</b>	<b>408</b>	<b>381</b>	<b>392</b>	<b>487</b>	<b>262</b>	<b>233</b>	<b>1,995</b>	<b>2,096</b>	-5%
Adult Patients Assessed as Suitable for a Digital Hearing Aid	896	935	375	339	305	365	249	215	1,825	1,854	-2%
Child Patients Assessed as Suitable for a Digital Hearing Aid	22	32	3	7	6	12	3	8	34	59	-42%
Adult Patients Assessed as Unsuitable for a Digital Hearing Aid	15	28	30	35	52	63	10	10	107	136	-21%
Child Patients Assessed as Unsuitable for a Digital Hearing Aid	0	0	0	0	29	47	0	0	29	47	-38%
Total Adult Patients Assessed as Suitable for a Digital Hearing Aid	911	963	405	374	357	428	259	225	1,932	1,990	-3%
Total Child Patients Assessed as Suitable for a Digital Hearing Aid	22	32	3	7	35	59	3	8	63	106	-41%
<b>Existing Patients Assessed</b>											
<b>Existing Patients Assessed</b>	<b>887</b>	<b>697</b>	<b>47</b>	<b>61</b>	<b>385</b>	<b>424</b>	<b>41</b>	<b>58</b>	<b>1,360</b>	<b>1,240</b>	10%
Adult Patients Assessed as Suitable for a Digital Hearing Aid	825	624	47	61	378	419	39	58	1,289	1,162	11%
Child Patients Assessed as Suitable for a Digital Hearing Aid	62	73	0	0	7	5	2	0	71	78	-9%

Source: AUD1 Survey

<sup>1</sup> During the quarter ending 30 September 2009, the Southern HSS Board (Craigavon Area Hospital) had an additional 42 existing adult patients and 1 existing child patient assessed as unsuitable for a digital hearing aid.

<sup>2</sup> The number of patients assessed for a hearing aid decreased in the Southern HSS Board (Craigavon Area Hospital) due to unexpected staff shortages.

### Appendix 3: Number of Aids Issued during Quarter, by Expenditure on these Aids and legacy HSS Board<sup>1</sup>

	numbers										percentage
	EHSSB		NHSSB		SHSSB		WHSSB		Northern Ireland		% Change since last quarter
	Sep-09	Jun-09	Sep-09	Jun-09	Sep-09	Jun-09	Sep-09	Jun-09	Sep-09	Jun-09	
<b>All Aids Issued</b>											
<b>Total Number of Aids Issued</b>	<b>2,209</b>	<b>2,060</b>	<b>982</b>	<b>1,039</b>	<b>1,128</b>	<b>1,158</b>	<b>734</b>	<b>759</b>	<b>5,053</b>	<b>5,016</b>	1%
Adults receiving Digital Hearing Aids	2,104	1,937	955	1,004	1,086	1,119	718	741	4,863	4,801	1%
Adults receiving Analogue Hearing Aids	3	9	0	0	5	0	4	1	12	10	20%
Children receiving Digital Hearing Aids	102	114	27	35	37	39	12	17	178	205	-13%
Children receiving Analogue Hearing Aids	0	0	0	0	0	0	0	0	0	0	-
<b>Total Cost of Aids Issued</b>											
<b>Total Cost of Aids Issued during Quarter (,000's)</b>	<b>£146.4</b>	<b>£134.6</b>	<b>£69.9</b>	<b>£74.5</b>	<b>£71.2</b>	<b>£68.3</b>	<b>£46.6</b>	<b>£49.3</b>	<b>£334.1</b>	<b>£326.8</b>	-
Cost for Adult Digital Hearing Aids (,000's)	£137.0	£123.2	£65.9	£69.3	£67.6	£64.6	£45.6	£48.2	£316.2	£305.3	-
Cost for Adult Analogue Hearing Aids (,000's)	£0.1	£0.3	£0.0	£0.0	£0.2	£0.0	£0.2	£0.1	£0.5	£0.4	-
Cost for Child Digital Hearing Aids (,000's)	£9.2	£11.2	£4.1	£5.3	£3.3	£3.7	£0.8	£1.0	£17.4	£21.1	-
Cost for Child Analogue Hearing Aids (,000's)	£0.0	£0.0	£0.0	£0.0	£0.0	£0.0	£0.0	£0.0	£0.0	£0.0	-
<b>Average Cost of Aids Issued</b>											
<b>Average Cost per Aid</b>	<b>£66.3</b>	<b>£65.4</b>	<b>£71.2</b>	<b>£71.7</b>	<b>£63.1</b>	<b>£59.0</b>	<b>£63.5</b>	<b>£64.9</b>	<b>£66.1</b>	<b>£65.1</b>	-
Average Cost of Adult Digital Hearing Aid	£65.1	£63.6	£69.0	£69.0	£62.3	£57.8	£63.5	£65.0	£65.0	£63.6	-
Average Cost of Adult Analogue Hearing Aid	£45.0	£35.0	£0.0	£0.0	£45.3	£0.0	£41.8	£69.0	£44.0	£38.4	-
Average Cost of Child Digital Hearing Aid	£90.2	£97.9	£150.0	£150.0	£89.2	£94.8	£68.0	£59.1	£97.6	£103.0	-
Average Cost of Child Analogue Hearing Aid	£0.0	£0.0	£0.0	£0.0	£0.0	£0.0	£0.0	£0.0	-	-	-

Source: AUD1 Survey

<sup>1</sup> The number of aids issued decreased in the Northern (Causeway/ United Hospitals) and Southern (Craigavon Area Hospital) HSS Boards due to government set targets for diagnostics.

**Appendix 4: Completed Waits for Hearing Aid Assessments and Re-Assessments during Quarter ending 30 September 2009 by legacy HSS Board<sup>1,2</sup>**

	numbers										percentage
	EHSSB		NHSSB		SHSSB		WHSSB		Northern Ireland		% Change since last quarter
	Sep-09	Jun-09	Sep-09	Jun-09	Sep-09	Jun-09	Sep-09	Jun-09	Sep-09	Jun-09	
<b>All Completed Waits</b>	<b>2,088</b>	<b>1,949</b>	<b>346</b>	<b>432</b>	<b>538</b>	<b>637</b>	<b>304</b>	<b>287</b>	<b>3,276</b>	<b>3,305</b>	<b>-1%</b>
Less than 3 months	2,043	1,949	346	432	527	628	304	287	3,220	3,296	-2%
3 to 6 months	45	0	0	0	11	9	0	0	56	9	522%
6 to 12 months	0	0	0	0	0	0	0	0	0	0	-
12 months or more	0	0	0	0	0	0	0	0	0	0	-
<b>Completed Waits for Children</b>	<b>97</b>	<b>114</b>	<b>27</b>	<b>35</b>	<b>14</b>	<b>23</b>	<b>7</b>	<b>5</b>	<b>145</b>	<b>177</b>	<b>-18%</b>
Less than 3 months	97	114	27	35	14	22	7	5	145	176	-18%
3 to 6 months	0	0	0	0	0	1	0	0	0	1	-100%
6 to 12 months	0	0	0	0	0	0	0	0	0	0	-
12 months or more	0	0	0	0	0	0	0	0	0	0	-
<b>Completed Waits for Adults</b>	<b>1,991</b>	<b>1,835</b>	<b>319</b>	<b>397</b>	<b>524</b>	<b>614</b>	<b>297</b>	<b>282</b>	<b>3,131</b>	<b>3,128</b>	<b>0%</b>
Less than 3 months	1,946	1,835	319	397	513	606	297	282	3,075	3,120	-1%
3 to 6 months	45	0	0	0	11	8	0	0	56	8	600%
6 to 12 months	0	0	0	0	0	0	0	0	0	0	-
12 months or more	0	0	0	0	0	0	0	0	0	0	-

Source: AUD1 Survey

**Appendix 5: Legacy HSS Board Analysis of Completed Waits for Hearing Aid Assessments and Re-Assessments during Quarter ending 30 September 2009<sup>1</sup>**

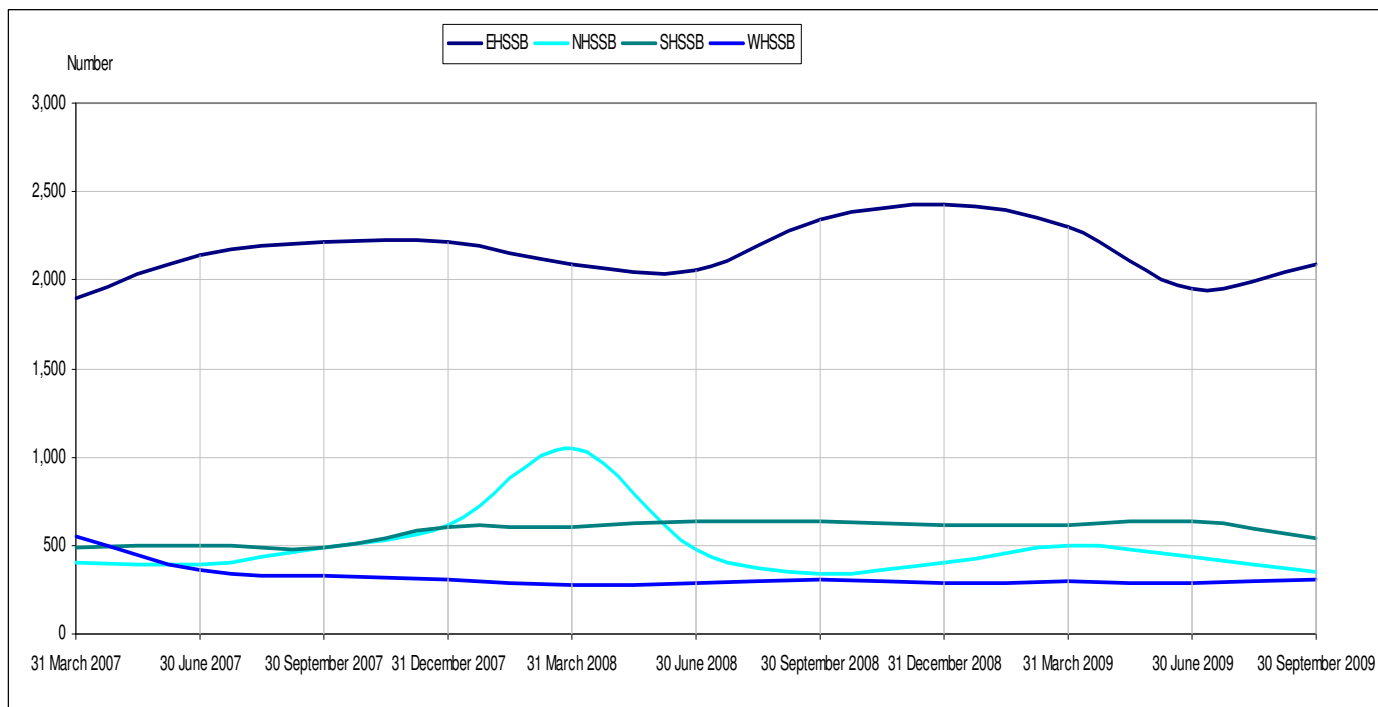
	numbers											
	EHSSB		NHSSB		SHSSB		WHSSB		Northern Ireland			
	Number	%	Number	%	Number	%	Number	%	Number	%		
<b>All Completed Waits</b>	<b>2,088</b>	<b>100</b>	<b>346</b>	<b>100</b>	<b>538</b>	<b>100</b>	<b>304</b>	<b>100</b>	<b>3,276</b>	<b>100</b>		
Less than 3 months	2,043	98	346	100	527	98	304	100	3,220	98		
3 to 6 months	45	2	0	0	11	2	0	0	56	2		
6 to 12 months	0	0	0	0	0	0	0	0	0	0		
12 months or more	0	0	0	0	0	0	0	0	0	0		
<b>Completed Waits for Children</b>	<b>97</b>	<b>100</b>	<b>27</b>	<b>100</b>	<b>14</b>	<b>100</b>	<b>7</b>	<b>100</b>	<b>145</b>	<b>100</b>		
Less than 3 months	97	100	27	100	14	100	7	100	145	100		
3 to 6 months	0	-	0	-	0	-	0	-	0	-		
6 to 12 months	0	-	0	-	0	-	0	-	0	-		
12 months or more	0	-	0	-	0	-	0	-	0	-		
<b>Completed Waits for Adults</b>	<b>1,991</b>	<b>100</b>	<b>319</b>	<b>100</b>	<b>524</b>	<b>100</b>	<b>297</b>	<b>100</b>	<b>3,131</b>	<b>100</b>		
Less than 3 months	1,946	98	319	100	513	98	297	100	3,075	98		
3 to 6 months	45	2	0	0	11	2	0	0	56	2		
6 to 12 months	0	0	0	0	0	0	0	0	0	0		
12 months or more	0	0	0	0	0	0	0	0	0	0		

Source: AUD1 Survey

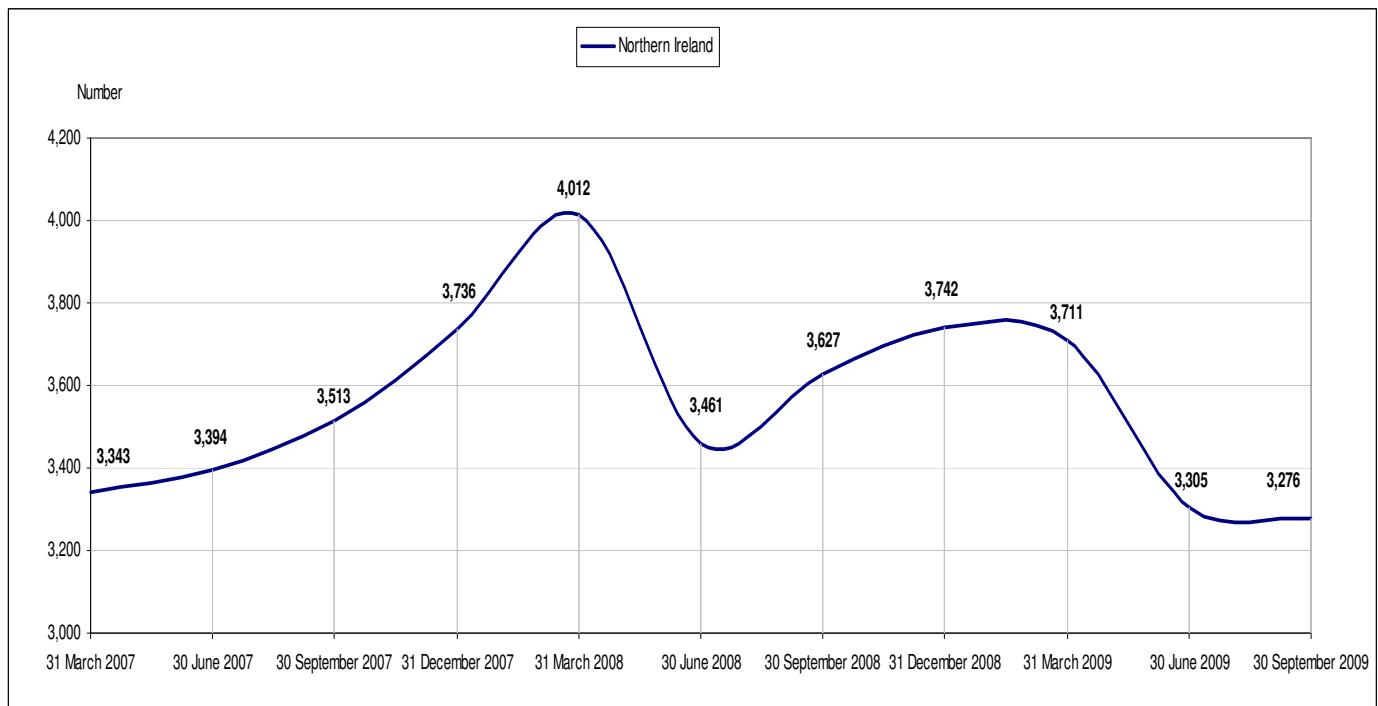
<sup>1</sup> Completed waiting times for hearing aid assessments/ re-assessments are counted from the date the referral is received by the Audiology Department until the aid is fitted.

<sup>2</sup> Completed waits decreased in the Northern (Causeway/ United Hospitals) and Southern (Craigavon Area Hospital) HSS Boards due to priorities given to government set targets for diagnostics.

**Figure A1: Completed Waits for Hearing Aid Assessments and Re-Assessments by legacy HSS Board (31 March 2007 - 30 September 2009)<sup>1</sup>**



**Figure A2: Completed Waits for Hearing Aid Assessments and Re-Assessments in Northern Ireland (31 March 2007 - 30 September 2009)**



<sup>1</sup> Completed waits decreased in the Northern (Causeway/ United Hospitals) and Southern (Craigavon Area Hospital) HSS Boards due to priorities given to government set targets for diagnostics.

## Appendix 6: Incomplete Waits for a Hearing Aid Assessment/ Re-Assessment at 30 September 2009 by legacy HSS Board<sup>1, 2</sup>

	numbers										percentage
	EHSSB		NHSSB		SHSSB		WHSSB		Northern Ireland		% Change since last quarter
	Sep-09	Jun-09	Sep-09	Jun-09	Sep-09	Jun-09	Sep-09	Jun-09	Sep-09	Jun-09	
<b>All Incomplete Waits</b>	<b>278</b>	<b>372</b>	<b>113</b>	<b>87</b>	<b>180</b>	<b>172</b>	<b>73</b>	<b>93</b>	<b>644</b>	<b>724</b>	<b>-11%</b>
Less than 3 months	258	306	113	87	174	172	73	93	618	658	-6%
3 to 6 months	20	66	0	0	6	0	0	0	26	66	-61%
6 to 12 months	0	0	0	0	0	0	0	0	0	0	-
12 months or more	0	0	0	0	0	0	0	0	0	0	-
<b>Incomplete Waits for Children</b>	<b>5</b>	<b>9</b>	<b>0</b>	<b>0</b>	<b>1</b>	<b>2</b>	<b>1</b>	<b>1</b>	<b>7</b>	<b>12</b>	<b>-42%</b>
Less than 3 months	5	9	0	0	1	2	1	1	7	12	-42%
3 to 6 months	0	0	0	0	0	0	0	0	0	0	-
6 to 12 months	0	0	0	0	0	0	0	0	0	0	-
12 months or more	0	0	0	0	0	0	0	0	0	0	-
<b>Incomplete Waits for Adults</b>	<b>273</b>	<b>363</b>	<b>113</b>	<b>87</b>	<b>179</b>	<b>170</b>	<b>72</b>	<b>92</b>	<b>637</b>	<b>712</b>	<b>-11%</b>
Less than 3 months	253	297	113	87	173	170	72	92	611	646	-5%
3 to 6 months	20	66	0	0	6	0	0	0	26	66	-61%
6 to 12 months	0	0	0	0	0	0	0	0	0	0	-
12 months or more	0	0	0	0	0	0	0	0	0	0	-

Source: AUD1 Survey

## Appendix 7: Legacy HSS Board Analysis of Incomplete Waits for a Hearing Aid Assessment / Re-Assessment at 30 September 2009<sup>1</sup>

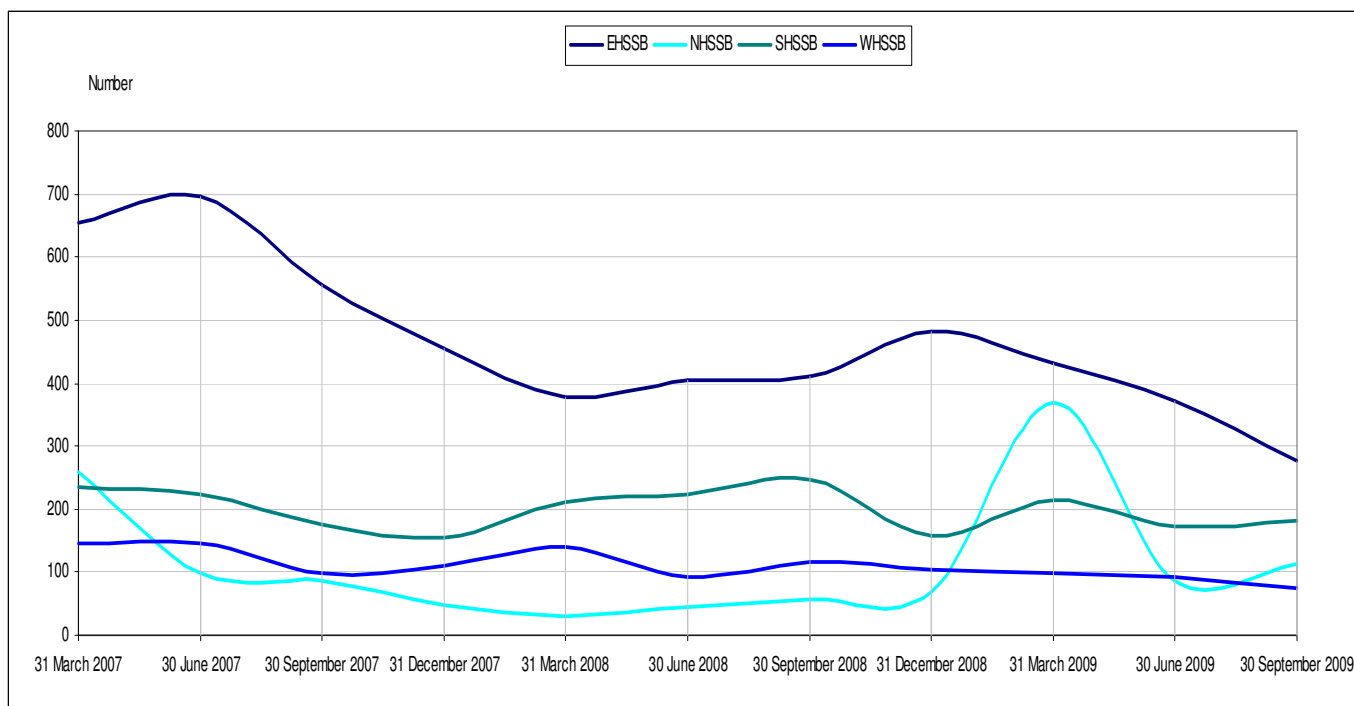
	numbers									
	EHSSB		NHSSB		SHSSB		WHSSB		Northern Ireland	
	Number	%	Number	%	Number	%	Number	%	Number	%
<b>All Incomplete Waits</b>	<b>278</b>	<b>100</b>	<b>113</b>	<b>100</b>	<b>180</b>	<b>100</b>	<b>73</b>	<b>100</b>	<b>644</b>	<b>100</b>
Less than 3 months	258	93	113	100	174	97	73	100	618	96
3 to 6 months	20	7	0	0	6	3	0	0	26	4
6 to 12 months	0	0	0	0	0	0	0	0	0	0
12 months or more	0	0	0	0	0	0	0	0	0	0
<b>Incomplete Waits for Children</b>	<b>5</b>	<b>100</b>	<b>0</b>	<b>-</b>	<b>1</b>	<b>100</b>	<b>1</b>	<b>100</b>	<b>7</b>	<b>100</b>
Less than 3 months	5	100	0	-	1	100	1	100	7	100
3 to 6 months	0	-	0	-	0	-	0	-	0	-
6 to 12 months	0	-	0	-	0	-	0	-	0	-
12 months or more	0	-	0	-	0	-	0	-	0	-
<b>Incomplete Waits for Adults</b>	<b>273</b>	<b>100</b>	<b>113</b>	<b>100</b>	<b>179</b>	<b>100</b>	<b>72</b>	<b>100</b>	<b>637</b>	<b>100</b>
Less than 3 months	253	93	113	100	173	97	72	100	611	96
3 to 6 months	20	7	0	0	6	3	0	0	26	4
6 to 12 months	0	0	0	0	0	0	0	0	0	0
12 months or more	0	0	0	0	0	0	0	0	0	0

Source: AUD1 Survey

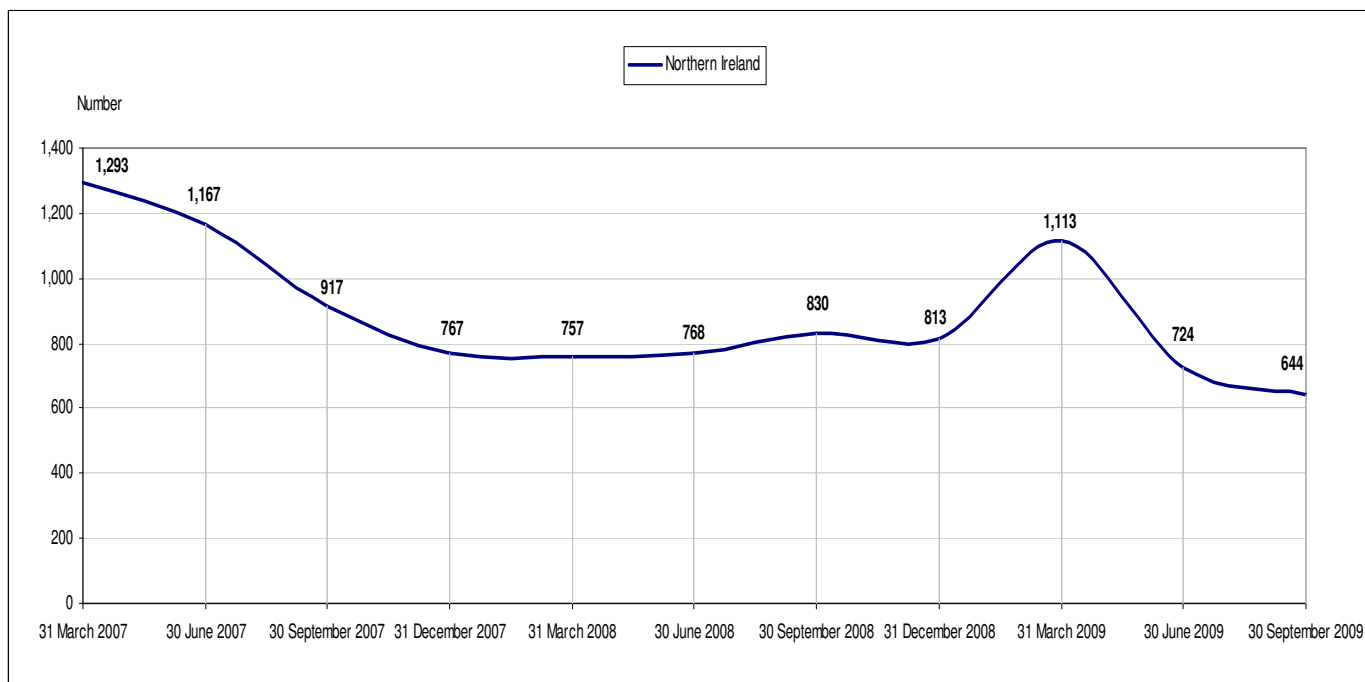
<sup>1</sup> Incomplete waiting times refer to patients who have been referred to the Audiology Department who have not yet been fitted with their aid. Waiting times in this case are counted from the date the referral is received until the end of the quarter.

<sup>2</sup> Incomplete waits increased in the Northern (Causeway/ United Hospitals) and Southern (Craigavon Area Hospital) HSS Boards due to priorities given to government set targets for diagnostics.

**Figure A3: Incomplete Waits for a Hearing Aid Assessment/ Re-Assessment by HSS Board (31 March 2007 - 30 September 2009)<sup>1</sup>**



**Figure A4: Incomplete Waits for a Hearing Aid Assessment/ Re-Assessment in Northern Ireland (31 March 2007 - 30 September 2009)**



<sup>1</sup> Incomplete waits increased in the Northern (Causeway/ United Hospitals) and Southern (Craigavon Area Hospital) HSS Boards due to priorities given to government set targets for diagnostics.

# Additional Information

---

For **further information** on Hearing Aid Assessments/ Re-Assessments carried out in Northern Ireland, please contact:

Office Information Manager  
Community Information Branch  
Department of Health, Social Services and Public Safety  
Annexe 2  
Castle Buildings  
Stormont  
BT4 3SQ



028 9052 2804

Fax: 028 9052 3288

Email: [cib@dhsspsni.gov.uk](mailto:cib@dhsspsni.gov.uk)

**Alternatively, this statistical bulletin and other statistical bulletins published by Community Information Branch (CIB) are available to download from the internet at:**

Internet address: [http://www.dhsspsni.gov.uk/index/stats\\_research/stats-cib/stats-cib\\_pubs.htm](http://www.dhsspsni.gov.uk/index/stats_research/stats-cib/stats-cib_pubs.htm)