

Quarterly Monitoring

10 March 2005

Community Care Packages in Effect

Northern Ireland: December 2004

Key Points

- ?? At 31 December 2004, there were 19,654 community care packages in effect. This represents an increase of 249 (1%) from the number recorded at the previous quarter (19,405), and an increase of 683 (4%) from the number recorded at the corresponding quarter last year.
- ?? Of all packages in effect at the end of the current quarter, 38% were nursing home packages, 38% were domiciliary packages and 24% were residential packages.
- ?? The vast majority of packages in effect at 31 December 2004 (74%) were in the Elderly Care Programme of Care.
- ?? When considered according to Board area, the largest proportion of packages in effect (43%) were in the Eastern Health and Social Services Board area. At Trust level, 15% of all packages were in the Homefirst HSS Trust area.
- ?? There was considerable variation among Trusts in the type of package in effect. The Southern and Northern Board areas had a higher proportion of nursing home packages (43% and 40% of the totals respectively), the Southern and Western Board had a lower proportion of residential packages (16% and 23% of the totals respectively), and the Northern Board had a lower proportion of domiciliary packages (30% of the total), than Northern Ireland as a whole.
- ?? The number of care packages in effect increased by 92% since 1995.

Detailed notes and definitions are shown in the attached Notes.

Care Packages in Effect

Quarterly Figures

Care Packages in Effect, by Type

Table 1 provides an analysis of the number of care packages in effect, according to whether they were residential, nursing home or domiciliary packages. This table shows the figures for 31 December 2004, and includes comparisons with the position at the end of the previous quarter and the end of the corresponding quarter last year.

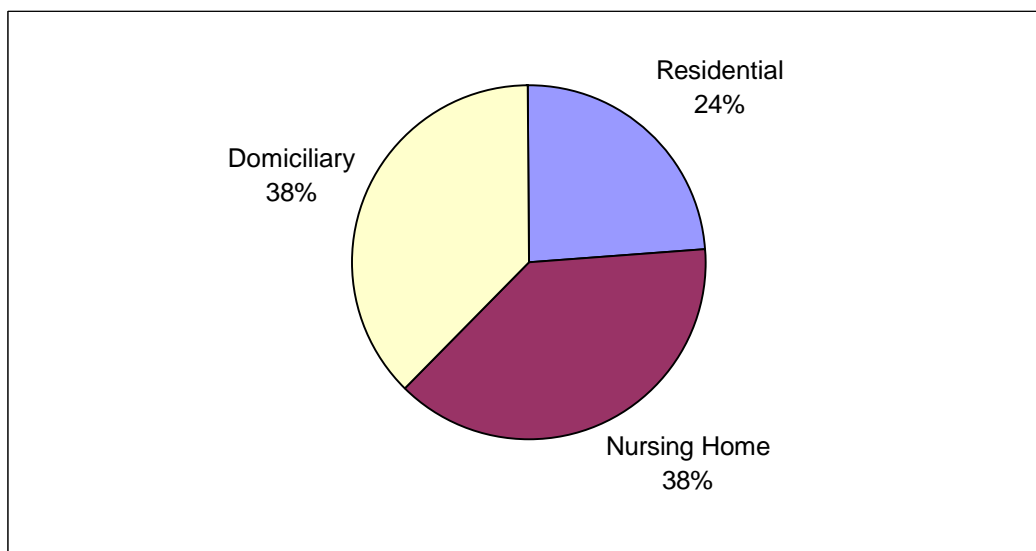
Table 1 Care Packages in Effect, by Type

Type	Quarter Ending			Quarterly Change	Annual Change
	Dec 04	Sept 04	Dec 03		
Residential	4,687	4,631	4,648	+56	+39
Nursing Home	7,526	7,486	7,364	+40	+162
Domiciliary	7,441	7,288	6,959	+153	+482
Total	19,654	19,405	18,971	+249	+683

Source: CC7

Figure 1 shows the proportions of types of care package in effect at 31 December 2004.

Figure 1 Care Packages in Effect, by Type, Quarter Ending December 2004



Source: CC7

The distribution according to sector of residential and nursing home packages in effect in the current quarter is shown in Table 2.

Table 2 Care Packages in Effect, by Type and Sector, Quarter Ending December 2004

Type	Sector			Total
	Statutory	Voluntary	Private	
Residential	1,483	1,010	2,194	4,687
Nursing Home	7	475	7,044	7,526

Source: CC7

Table 3 shows the breakdown of care packages in effect by Programme of Care, for the current quarter, previous quarter and corresponding quarter last year.

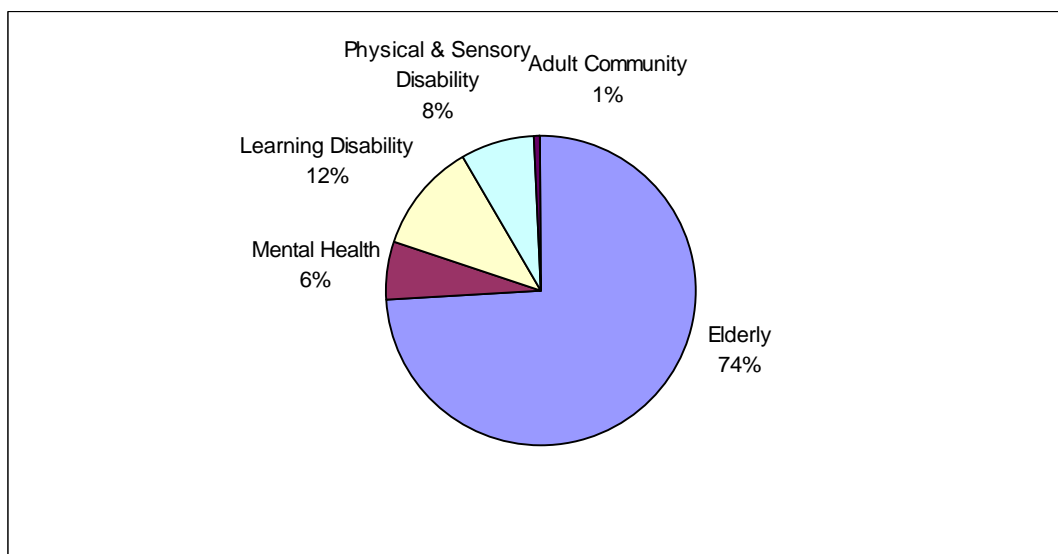
Table 3 Care Packages in Effect, by Programme of Care

POC	Quarter Ending			Quarterly Change	Annual Change
	Dec 04	Sept 04	Dec 03		
Elderly	14,496	14,317	13,965	+179	+531
Mental Health	1,234	1,207	1,227	+27	+7
Learning Disability	2,272	2,243	2,231	+29	+41
Physical & Sensory Disability	1,553	1,539	1,466	+14	+87
Adult Community	99	99	82	0	+17
Total	19,654	19,405	18,971	+249	+683

Source: CC7

The percentage breakdown of care packages in effect at 31 December 2004, by Programme of Care, is shown in Figure 2.

Figure 2 Care Packages in Effect, by Programme of Care, December 2004



Source: CC7

Care Packages in Effect, by Trust

Table 4 shows the number of care packages in effect in each Health and Social Services Trust and Board area, for the position at 31 December 2004. Corresponding figures for the previous quarter and previous year are also shown.

Table 4 Care Packages in Effect, by Trust and Board, December 2004

Trust	Quarter Ending			Quarterly Change	Annual Change
	Dec 04	Sept 04	Dec 03		
Down Lisburn	1,914	1,899	1,907	+15	+7
North & West Belfast	2,370	2,363	2,292	+7	+78
South & East Belfast	1,988	1,954	1,947	+34	+41
Ulster	2,176	2,181	2,136	-5	+40
EHSSB	8,448	8,397	8,282	+51	+166
Causeway	1,403	1,274	1,329	+129	+74
Homefirst	3,000	2,993	2,849	+7	+151
NHSSB	4,403	4,267	4,178	+136	+225
Armagh & Dungannon	1,440	1,432	1,413	+8	+27
Craigavon & Banbridge	1,261	1,258	1,286	+3	-25
Newry & Mourne	1,073	1,056	1,084	+17	-11
SHSSB	3,774	3,746	3,783	+28	-9
Foyle	1,656	1,612	1,394	+44	+262
Sperrin Lakeland	1,373	1,383	1,334	-10	+39
WHSSB	3,029	2,995	2,728	+34	+301
Total	19,654	19,405	18,971	+249	+683

Source: CC7

The numbers of care packages in effect in each Trust and Board area at 31 December 2004, categorised by type, are shown in Table 5.

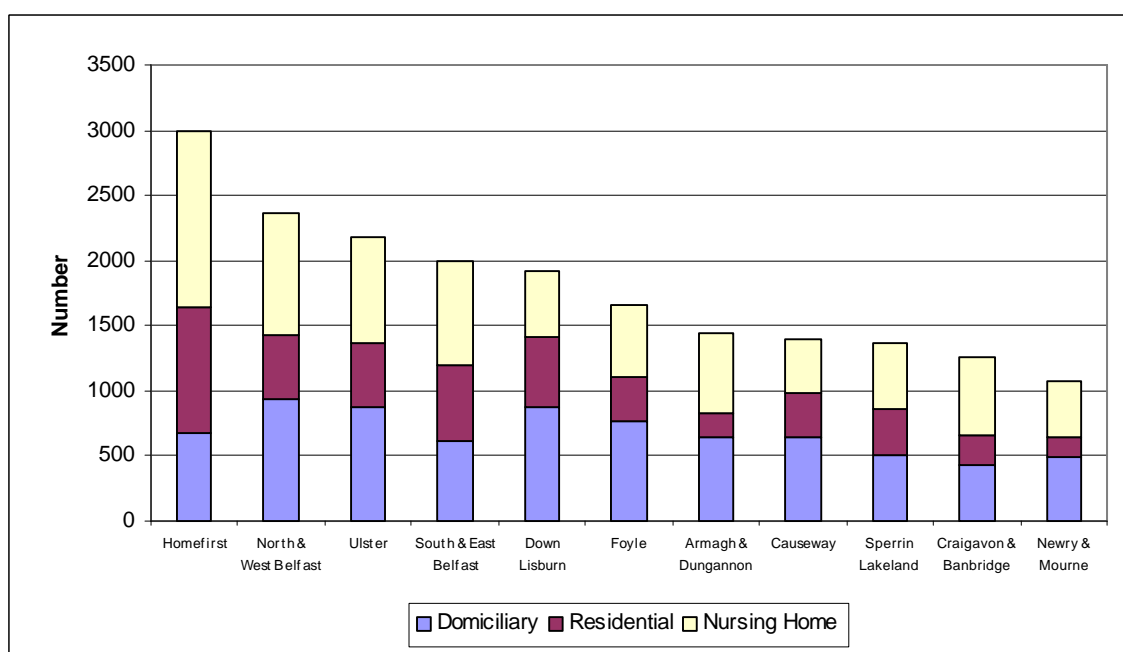
Table 5 Care Packages in Effect, by Trust, Board and Type, December 2004

Trust	Type			Total
	Residential	Nursing Home	Domiciliary	
Down Lisburn	526	509	879	1,914
North & West Belfast	495	938	937	2,370
South & East Belfast	583	790	615	1,988
Ulster	485	817	874	2,176
EHSSB	2,089	3,054	3,305	8,448
Causeway	345	418	640	1,403
Homefirst	972	1,356	672	3,000
NHSSB	1,317	1,774	1,312	4,403
Armagh & Dungannon	195	607	638	1,440
Craigavon & Banbridge	240	596	425	1,261
Newry & Mourne	162	426	485	1,073
SHSSB	597	1,629	1,548	3,774
Foyle	343	548	765	1,656
Sperrin Lakeland	341	521	511	1,373
WHSSB	684	1,069	1,276	3,029
Total	4,687	7,526	7,441	19,654

Source: CC7

Figure 3 shows the pattern of types of care package in effect at 31 December 2004, by Trust.

Figure 3 Care Packages in Effect, by Trust, Quarter Ending December 2004



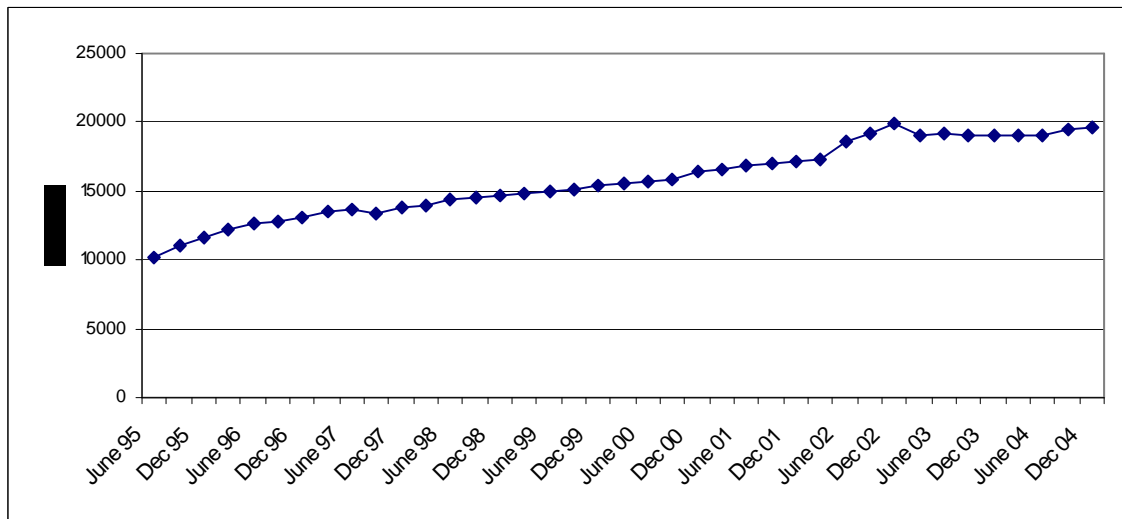
Source: CC7

Trends

Trends in Numbers of Care Packages in Effect

The numbers of care packages of effect have generally shown an increase from June 1995. The total number of care packages in effect increased by 92% over that period (Figure 4).

Figure 4 Care Packages in Effect, by Type, June 1995–December 2004

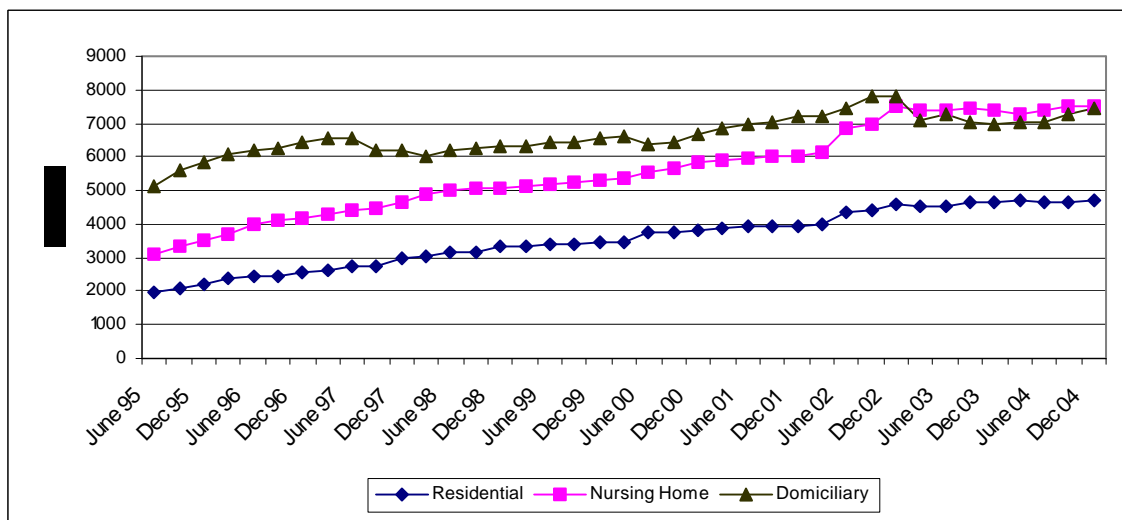


Source: CC7

Trends in Distribution of Care Packages in Effect

From June 1995 to the current quarter, there has been a general increase in the numbers of all types of care package. Until December 2002 the number of domiciliary packages was greater than the other types, since when there has been a slightly greater number of nursing home packages (Figure 5).

Figure 5 Trends in Distribution of Care Packages in Effect



Source: CC7

Notes

1. This report presents information on numbers of community care packages in effect at the end of the quarter.
2. Community care means care outside hospital and addresses particularly the care of adults who are vulnerable through being elderly or having chronic mental illness, learning disability or physical and sensory disability.
3. Care management refers to a total concept for providing care in the community, which includes the functions of addressing need, care planning, managing, co-ordinating and reviewing services.
4. A care package is the form of care recommended through care management. There are three types of care package: residential care, nursing home care and domiciliary care.
5. Residential care refers to care which takes place in either statutory residential homes or voluntary and private residential care homes. The latter are defined in Part II of the Registered Homes (Northern Ireland) Order 1992. They are staffed 24 hours a day, providing board and general personal care to the residents. Such premises are provided for those who require ongoing care and supervision in the circumstances where nursing care would normally be inappropriate.
6. Nursing home care refers to care which takes place in nursing homes. These are as defined in Part III of the Registered Homes (Northern Ireland) Order 1992. They are residential facilities providing nursing care 24 hours per day.
7. Domiciliary care encompasses the range of services put in place to support the person in their own home, from intensive care service/assisted living scheme to home help service, meals on wheels, etc. This may also include respite care.
8. Residential or nursing homes fall into one of three sectors according to type of management. The types of sector into which homes are divided are statutory sector, voluntary sector and private sector.
9. Statutory sector homes are those operated by community based Health and Social Services Trusts and are provided by virtue of Article 15 of the Health and Personal Social Services (Northern Ireland) Order 1972.
10. Voluntary sector homes are those which are operated by voluntary organisations and are registered as either residential or nursing homes in accordance with the Registered Homes (Northern Ireland) Order 1992. A voluntary organisation is any association carrying on or proposing to carry on activities otherwise than for the purpose of gain by the association or by individual members thereof.
11. Private sector refers to other residential care or nursing homes which are registered in accordance with the Registered Homes (Northern Ireland) Order 1992.
12. Care packages in effect refers to the package in effect at the end of the quarter. As packages are recorded according to the main form of care secured, there is only one care package in effect per person.

13. Programmes of Care are divisions of health care, into which activity and finance data are assigned, so as to provide a common management framework. They are used to plan and monitor the health service, by allowing performance to be measured, targets set and services managed on a comparative basis. In total, there are nine Programmes of Care.
14. The source of the information is the quarterly return CC7.
15. Figures relating to the quarter ending March 2005 are expected to be released on 10 June 2005.
16. Some of the data may be provisional and subject to revision in subsequent quarters.

Additional Information

Further information on persons waiting for community care packages in Northern Ireland is available from:

Office Information Manager
Regional Information Branch
Department of Health, Social Services and Public Safety
Annexe 2
Castle Buildings
Stormont
BT4 3UD

Internet address: <http://www.dhsspsni.gov.uk/hpss/statistics>