

Northern Ireland Care Leavers (2001/02)

This bulletin presents findings from a collection of information on the educational attainment of young people aged 16 & over who left the care of Health and Social Services Trusts in Northern Ireland in 2001/02.

Authors:

Dr Eugene Mooney

Dr Patricia McDowell

Kieran Taggart

Acknowledgements

This collection was part-funded by the Department of Education. We would like to thank the Department of Education for their advice regarding the questionnaire, the report, and the comparisons included therein.

We would also like to acknowledge the assistance given by social workers and information managers within the Health and Social Services Trusts, and to thank them for their cooperation in collecting the information included in this new exercise.

October 2003

Contents

	Page
Main Findings	1
Introduction	2
Trust / Board Profile	3
Figure 1: Number of Young People aged 16 & over who Ceased to be Looked After during year ending 31 st March 2002 by HSS Trust	3
Figure 2: Number of Young People aged 16 & over who Ceased to be Looked After during year ending 31 st March 2002 by HSS Board	3
Age & Gender Profile	4
Figure 3: Age Profile of Young People aged 16 & over at the Time of Leaving Care	4
Figure 4: Gender Profile of Young People aged 16 & over Leaving Care	4
Figure 5: Gender Profile of Young People aged 16 & over by Most Recent Placement in Care	5
Figure 6: Gender Profile of Young People aged 16 & over by HSS Board	6
Disability Profile	7
Figure 7: Disability Profile of Young People aged 16 & over	7
Most Recent Period in Care	8
Figure 8: Length of Time in Most Recent Period in Care	8
Figure 9: Average Length of Time in Most Recent Period in Care in Northern Ireland and England	8
Figure 10: Latest Placement of Young People by Length of Time in Most Recent Period in Care	9
Figure 11: Most Recent Placement in Care by HSS Board	10
Figure 12: Reason Care Ceased	11
Religion / Ethnic Profile	12
Figure 13: Religion of Young People aged 16 & over who Ceased to be Looked After during year ending 31 st March 2002	12
Figure 14: Ethnic Profile of Young People aged 16 & over who Ceased to be Looked After during year ending 31 st March 2002	12

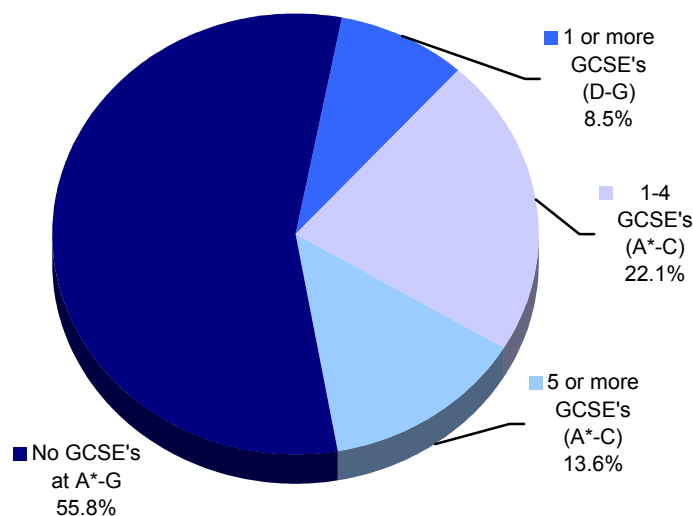
Contents

Highest Qualification Achieved	13
Figure 15: Highest Qualification Achieved by Young Care Leavers and All School Leavers	13
Figure 16: Highest Qualification Achieved by Gender	14
Table 1: Highest Qualification Achieved by Last Placement Type	15
Table 2: Highest Qualification Achieved by Religion	16
Table 3: Highest Qualification Achieved by Duration of Most Recent Period in Care	17
Table 4: Highest Qualification Achieved by HSS Board	18
Reason for No Qualifications	19
Figure 17: Reasons for No Formal Qualifications by Gender	19
Figure 18: Reasons for No Formal Qualifications by Religion	20
Figure 19: Reasons for No Formal Qualifications by Length of Time in Most Recent Period in Care	21
Figure 20: Reasons for No Formal Qualifications Most Recent Placement Type	22
Current Activity	23
Table 5: Young Care Leavers by Current Activity and Level of Qualification Achieved	23
Table 6: Young Care Leavers by Current Activity and Length of Most Recent Period in Care	24
OC1 Return	25
Further Information	28

Main Findings

- 105 boys and 94 girls aged 16 & over ceased to be looked after in Northern Ireland during the year ending 31st March 2002. More than one third of these young people had spent 10 years or more in care.
- Over 1 in 20 (5.5%) of these young people left care before the date at which they would normally have sat their GCSE's, similar to the corresponding figure for England (5.8%). However, almost three quarters (74.4%) of care leavers were aged 18 when they left care.
- Two percent of young people leaving care in 2001/02 had obtained A-level qualifications.
- Over 1 in 10 (13.6%) young people left care with at least 5 GCSE's at grade A*-C, almost three times the corresponding figure for England (5%). This compares very badly with the proportion of all NI school leavers achieving at least 5 GCSE's at this grade (58.0%).
- Over 2 in 5 (44.2%) young people aged 16 & over who left care in 2001/02 had at least 1 GCSE or GNVQ, slightly higher than the corresponding figure for care leavers in England (41.3%), but less than half the proportion of all NI school leavers (94%) obtaining these qualifications.
- Girls were more likely than boys to have obtained 5 GCSE's at grades A*-C or higher as were: children and young people whose latest placement had been in foster care; those from the Western Board area; those who were Catholic; and those whose latest period in care lasted 10 years or more.
- At least 37% of care leavers were unemployed at the time of this survey. This compares to 4% of all school leavers in Northern Ireland.

Qualifications of Young People who left Care in 2001/02



Introduction

The OC1 collection was introduced in Northern Ireland in 2002, and this bulletin presents a summary of the first results of this collection for the year ending 31st March 2002. The OC1 collects data on the educational achievements of young people leaving care, as well as on their age, religion, ethnic group, disability, length of time in care, latest placement and present economic activity.

The educational underachievement of looked after children and young people in England and Scotland has been well-documented, and studies⁽¹⁾ carried out in Northern Ireland indicate that children and young people in care here are also less likely, on average, than other schoolchildren, to succeed in school. A number of studies⁽²⁾ carried out here have made recommendations regarding improvements in the education of looked after children.

Educational success is, of course, key to improving the life chances of young people in care, and in recognition of this, the Northern Ireland Programme for Government (2002-2005) includes a commitment to increase by 15% the number of children leaving care with recognised educational and vocational qualifications. This first OC1 bulletin provides valuable baseline information on the qualifications and educational attainment of young people leaving care in Northern Ireland in 2001/2002.

As this was the first year of this collection, some Health and Social Services Trusts found it difficult to obtain some or all of the information requested. This led to long

delays in returning the data, and possibly to some Trusts under-recording the educational achievement of young people leaving their care. It is expected that data quality and timeliness of returns will improve significantly in future years.

The results of this first year's survey indicate that young people leaving care in Northern Ireland are more likely than young care leavers in England, but less likely than other school leavers in Northern Ireland, to have obtained educational qualifications. However, comparisons between care leavers and school leavers should be interpreted with caution, as they are two different cohorts of children. Care leavers in Northern Ireland tend to be older, on average, than school leavers in general. More importantly, however, care leavers include some of the most vulnerable and disadvantaged young people in our society. They may, for example, include a higher proportion of disabled young people and young people who have received statements of special educational need, than would be found in the overall population of school leavers.

Among those leaving care, girls were more likely than boys to have obtained 5 GCSEs at grades A*-C or higher, as were young people who had been in foster care in their last placement; those who came from the Western Board area; those who were Catholic; and those whose latest period in care had been for ten years or longer.

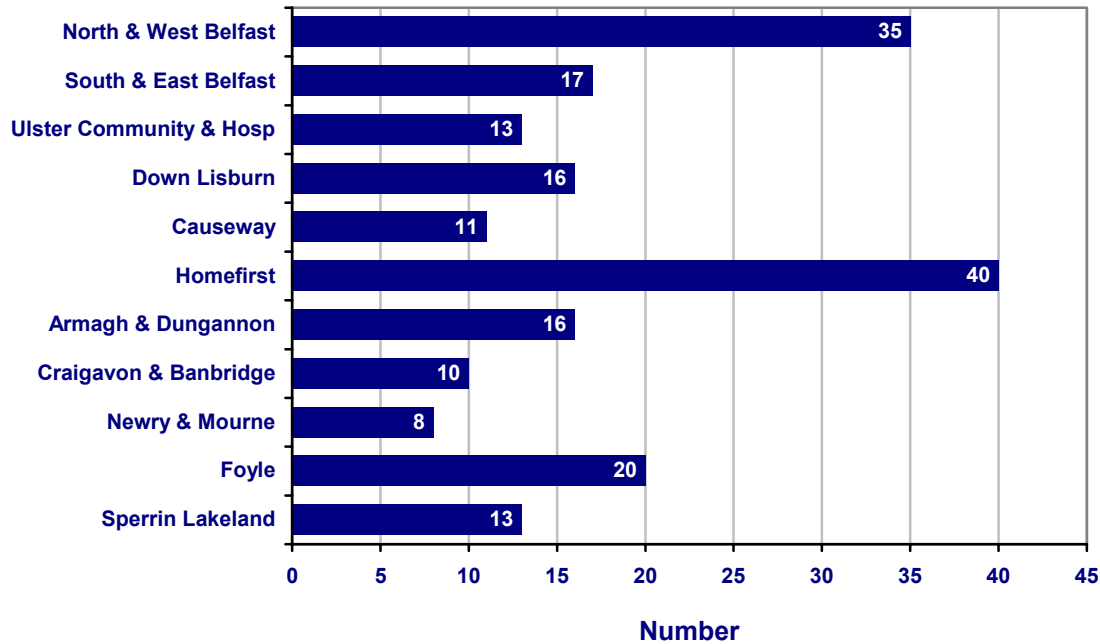
1. *Northern Health and Social Services Board: Audit of the education experiences and attainments of children and young people in Foster Care in the NHSSB area, November 2001; Department of Education: Report of a survey of the Education Welfare Service in Northern Ireland, February 2003*
2. *Southern Health and Social Services Board: The educational needs of looked after children in the Southern Health and Social Services Board Area (June 2000), The educational needs of looked after children residential care in the Southern Health and Social Services Board Area (March 2001); Northern Health and Social Services Board: Audit of the education experiences and attainments of children and young people in Foster Care in the NHSSB area, November 2001; Save the Children, First Key, VOYPIC: Branded a Problem? (2002); Department of Education: Report of a survey of the Education Welfare Service in Northern Ireland, February 2003*

Trust/Board Profile

The OC1 collection covers all young people aged 16 & over who left care in Northern Ireland during the year ending 31st March 2002. It excludes those young people who were looked after solely under an agreed series of short-term placements (respite care).

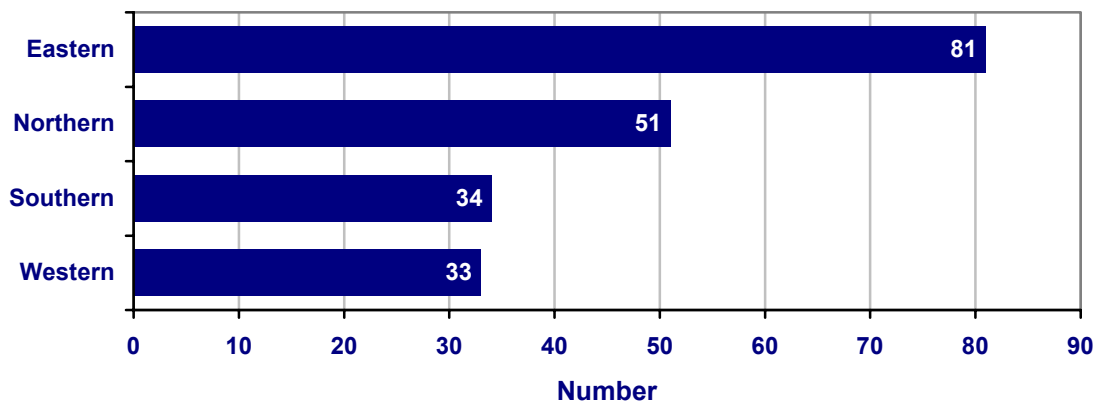
Figures 1 & 2 show the number of young people aged 16 & over, who left care during the year ending 31st March 2002 in each HSS Trust (Figure 1) and HSS Board (Figure 2).

Figure 1: Number of Young People aged 16 & over who Ceased to be Looked After during year ending 31st March 2002 by HSS Trust



- Homefirst (40) and North & West Belfast (35) had the highest number of young people aged 16 & over leaving care, whilst Newry & Mourne (8) had the lowest.

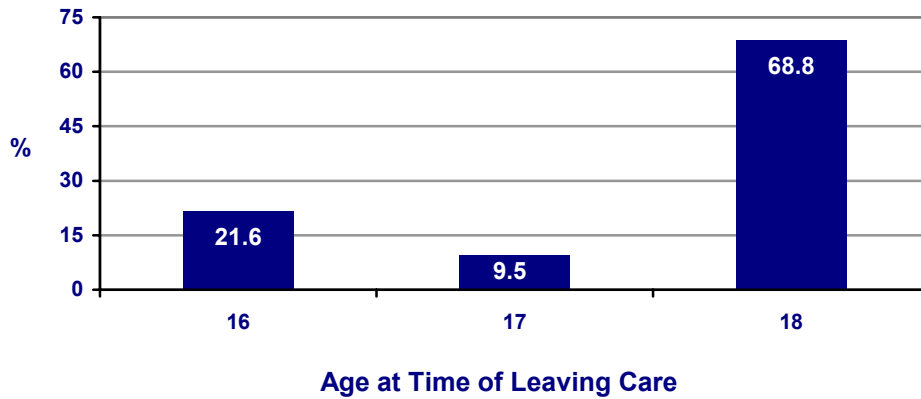
Figure 2: Number of Young People aged 16 & over who Ceased to be Looked After during year ending 31st March 2002 by HSS Board



- Over 2 in 5 (81) young people aged 16 & over who left care in 2001/02 were from the Eastern Board.

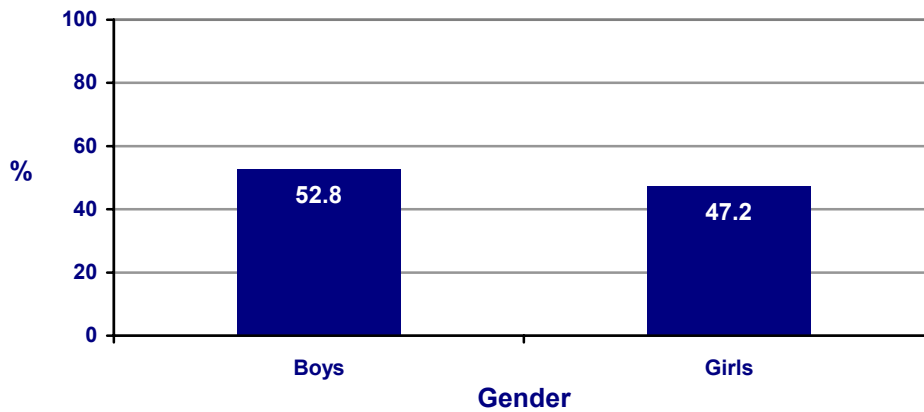
Age & Gender profile

Figure 3: Age Profile of Young People aged 16 & over at the Time of Leaving Care



- Over two thirds (68.8%) of young people aged 16 & over who ceased to be looked after during 2001/02, were aged 18.
- A further 9.5% were aged 17 and 21.6% were aged 16 at the time of leaving care.

Figure 4: Gender Profile of Young People aged 16 & over Leaving Care



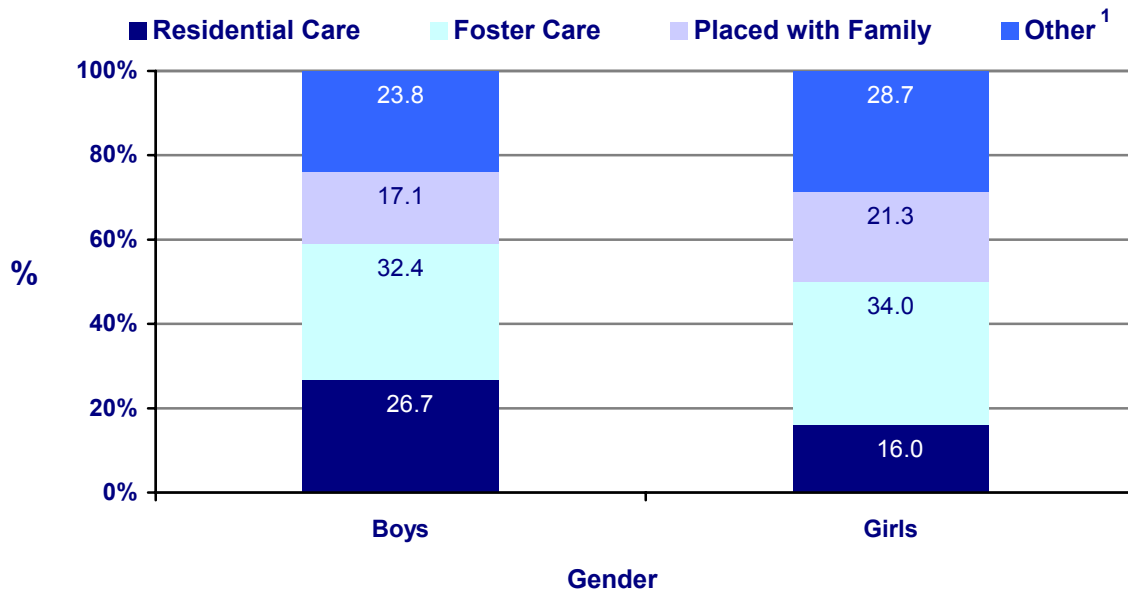
- More boys (52.8%) than girls (47.2%) aged 16 & over left care in 2001/02.

Age & Gender Profile

Figure 5 shows the gender of young people aged 16 & over who left care by their most recent placement in care. All percentages shown represent the

proportion of children in each gender group.

Figure 5: Gender Profile of Young People aged 16 & over by Most Recent Placement in Care

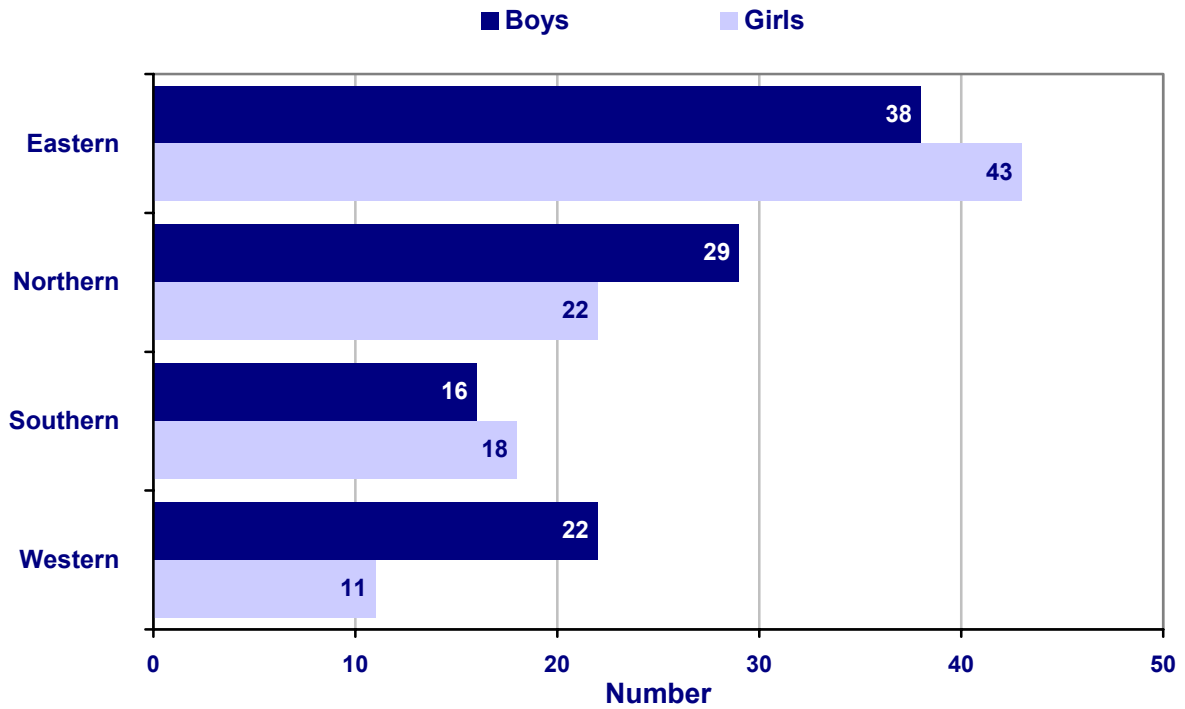


- A higher proportion of boys (26.7%) than girls (16.0%) aged 16 & over who left care in 2001/02 had been in residential care.
- More girls than boys aged 16 & over had been placed with their families and in other¹ accommodation prior to leaving care.

¹ 'Other' includes young people who have been accommodated in hospital, special school etc.

Age & Gender Profile

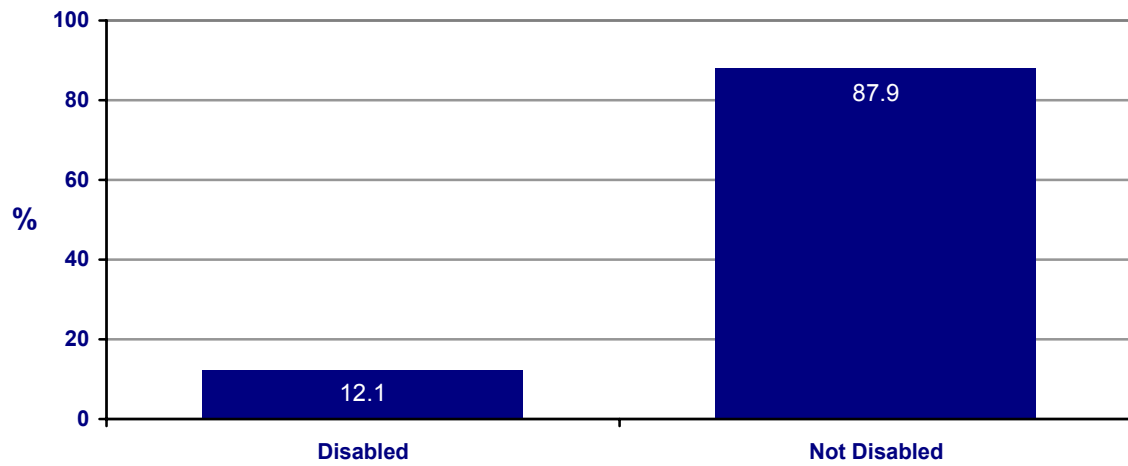
Figure 6: Gender Profile of Young People aged 16 & over by HSS Board



- Two thirds (22) of 16-18 year olds leaving care in the Western Board were boys, whereas the number of boys and girls were roughly the same among those leaving care in the other Boards.

Disability Profile

Figure 7: Disability Profile of Young People aged 16 & over



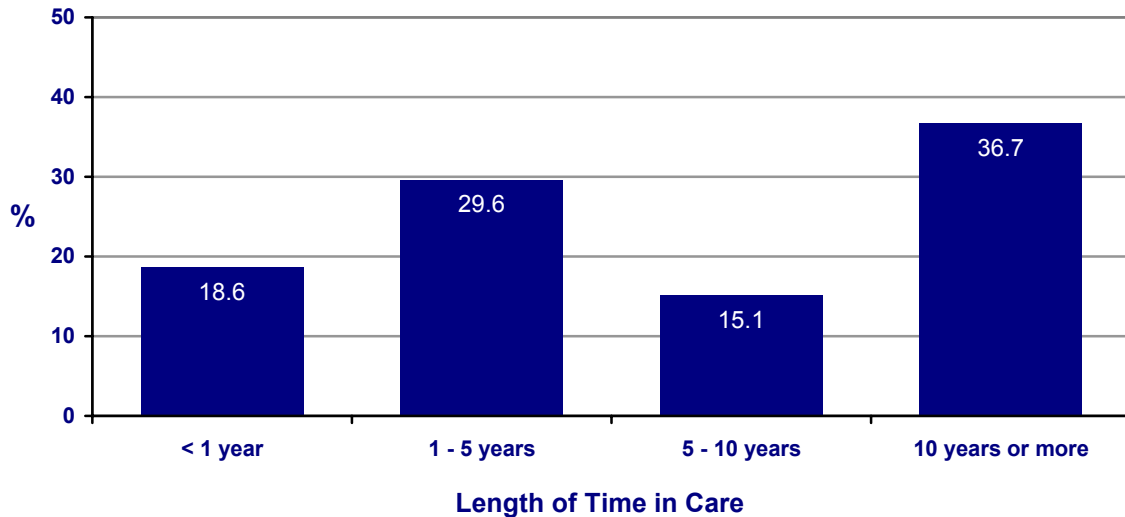
- Over 1 in 10 (12.1%) of young people leaving care during 2001/02 were disabled.

Most Recent Period in Care

The OC1 collection only covers the latest period of care and does not take account of any previous instances where a child was looked after.

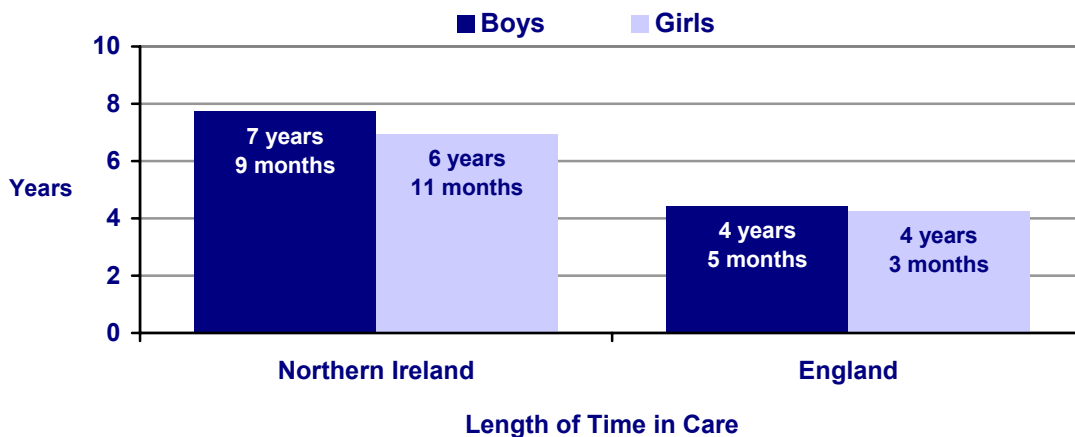
Figure 8 shows the length of time the young person was looked after in their most recent period in care as a proportion of all care leavers aged 16 & over.

Figure 8: Length of Time in Most Recent Period in Care



- More than one third (36.7%) of young people who left care in 2001/02 had been looked after continuously for 10 years or more prior to leaving care.
- Almost 1 in 5 (18.6%) young people had been looked after continuously for less than 1 year, 29.6% for 1-5 years, and 15.1% for 5-10 years.

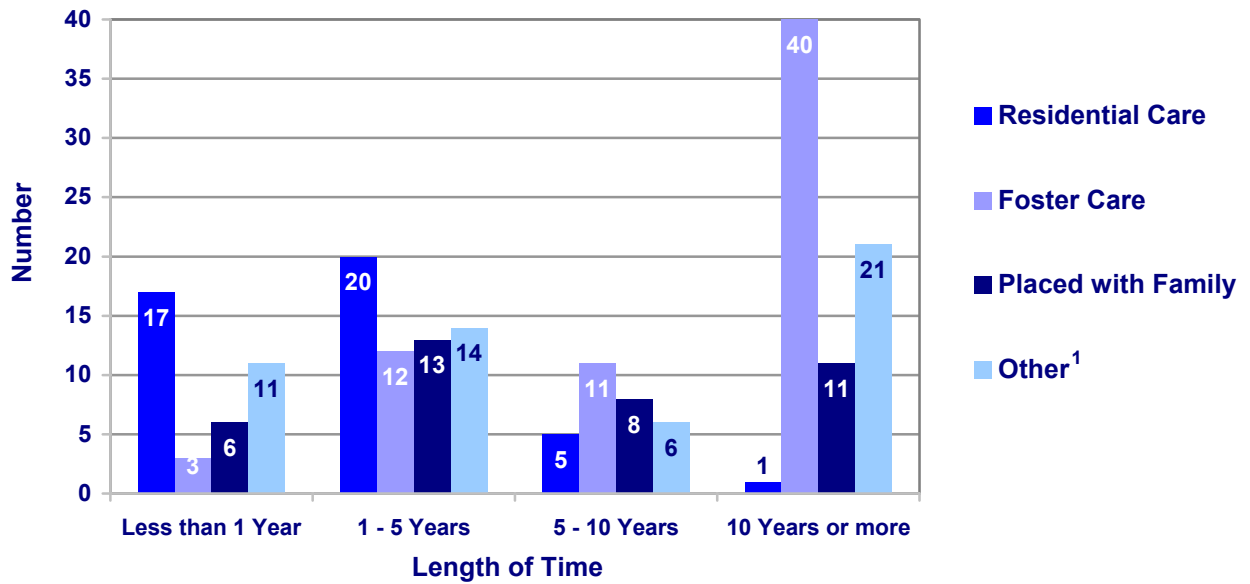
Figure 9: Average Length of Time in Most Recent Period in Care in Northern Ireland and England



- The average time spent in the most recent period in care for boys who ceased to be looked after in 2001/02 was 7 years and 9 months, whilst the average for girls was 6 years and 11 months.
- On average the most recent period of care was much longer for care leavers aged 16 & over in Northern Ireland than in England, where the average stay was 4 years 4 months.

Most Recent Period in Care

Figure 10: Latest Placement of Young People by Length of Time in Most Recent Period in Care

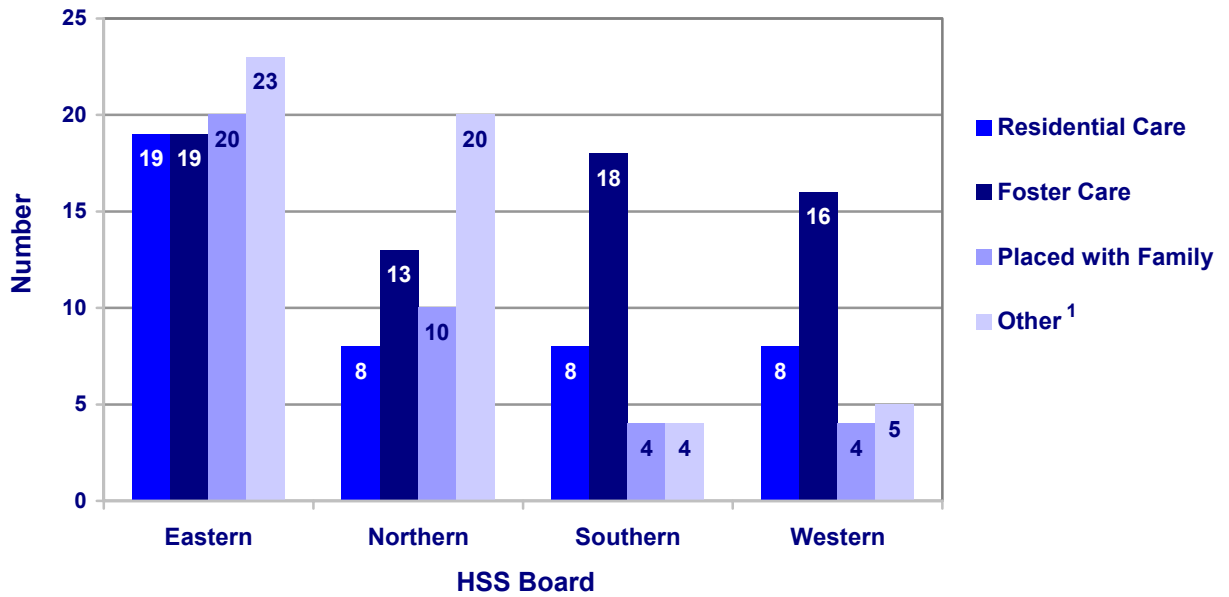


- 66 of the 199 young people aged 16 & over who left care in 2001/02 had been in foster care immediately prior to leaving care, compared with 43 who had been in residential care, 38 placed with family, and 52 in other¹ accommodation.
- The majority of young people who had been in care continuously for less than 1 year and 1-5 years had been in residential care.
- For more than half (40) of those whose latest period in care had lasted 10 years or more their most recent placement had been in foster care.

¹ 'Other' includes young people who have been accommodated in hospital, special school etc.

Most Recent Period of Care

Figure 11: Most Recent Placement in Care by HSS Board



- Almost 2 in 5 (20) young people who left care aged 16 & over in the Northern Board had been in other¹ placement types in their last placement.
- In the Eastern Board, there was a similar spread of young people aged 16 & over from all placement types leaving care.
- Almost half of 16-18 year olds leaving care in the Southern (18) and Western Boards (16) had been in foster care immediately before leaving care.

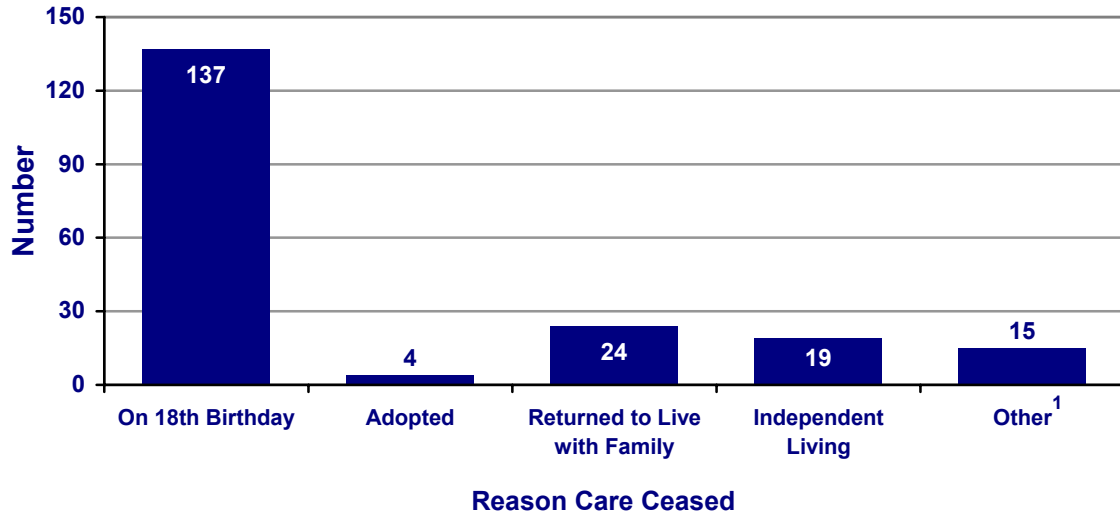
¹ 'Other' includes young people who have been accommodated in hospital, special school etc.

Most Recent Period in Care

Figure 12 shows the reasons why young people left the care of Social Services during the year ending 31st March 2002. Young people who have moved to

independent living include, young people in hostels, YMCA's, foyers, bed & breakfast accommodation, bedsits, own flats and with friends.

Figure 12: Reason Care Ceased

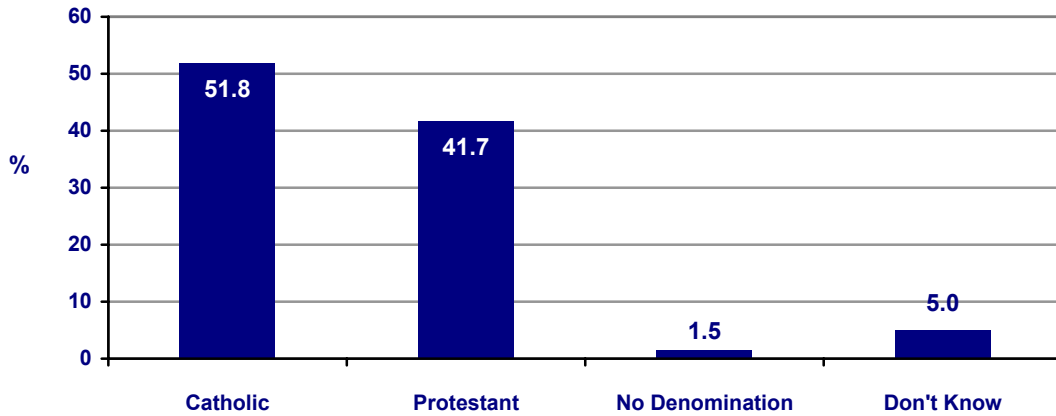


- Over two thirds (137) of young people left care on their 18th birthday.
- Of the remaining 62 young people, 24 returned to live with their families after leaving care, 19 went into independent living, 4 were adopted, and 15 left care for other¹ reasons.

¹ 'Other' includes young people whose episode in care ceased and a new episode began the same/next day, those whose reason for care ending was not known, those whose care was taken over by another Trust and those ceased for any other reason.

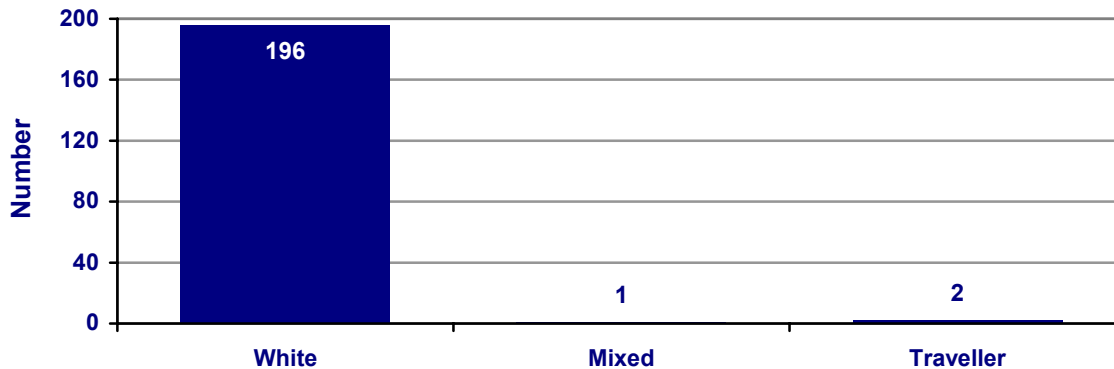
Religion / Ethnic Profile

Figure 13: Religion of Young People aged 16 & over who Ceased to be Looked After during year ending 31st March 2002



- More than half (51.8%) of young people aged 16 & over who left care in 2001/02 were Catholic, 41.7% were Protestant, 1.5% of No Denomination and 5.0% Not Known.

Figure 14: Ethnic Profile of Young People aged 16 & over who Ceased to be Looked After during year ending 31st March 2002



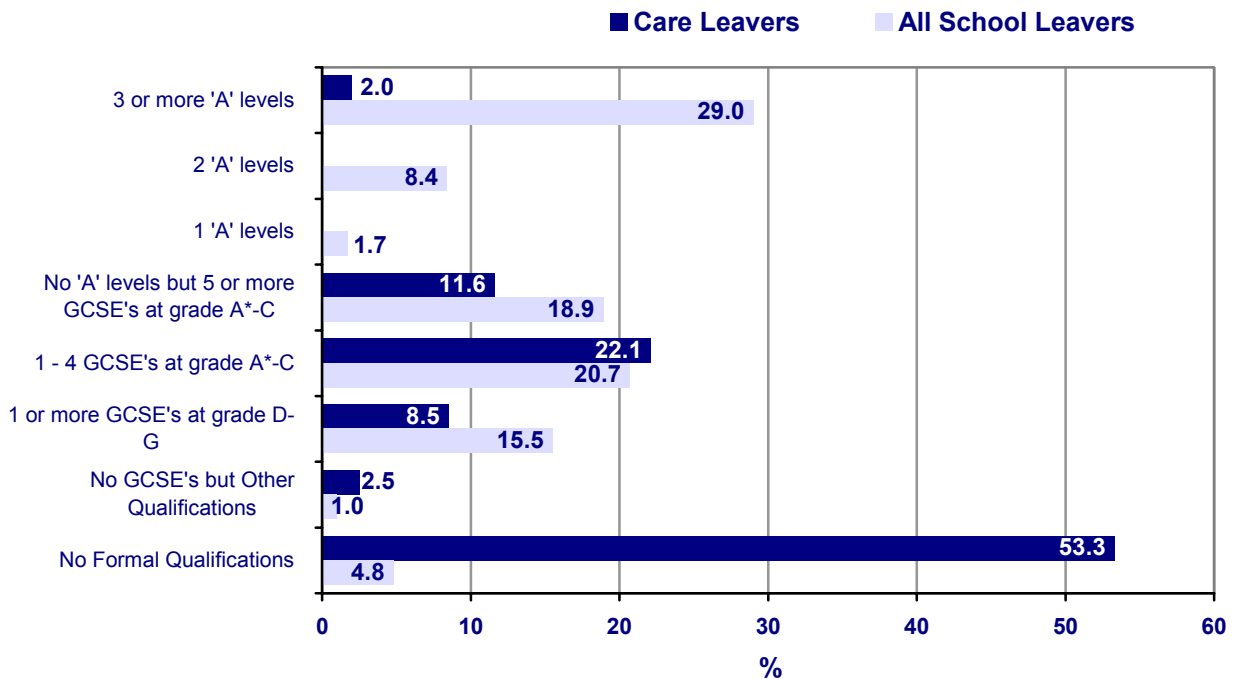
- 196 of the 199 young people aged 16 & over who left care in 2001/02 were 'White', of the remaining young people 2 were 'Travellers', and 1 was of 'Mixed' ethnic background.

Highest Qualification Achieved

Figure 15 shows the educational attainment of young people aged 16 & over who left care during the year ending 31st March 2002. For the purpose of analysis educational attainment has been broken down into a number of distinct categories, which represent the highest qualification achieved.

The percentages listed represent the proportion of young people who left care with each level of qualification as a proportion of the total number of care leavers aged 16 & over for 2001/02. Please note that the categories do not overlap and that they represent the highest qualification achieved.

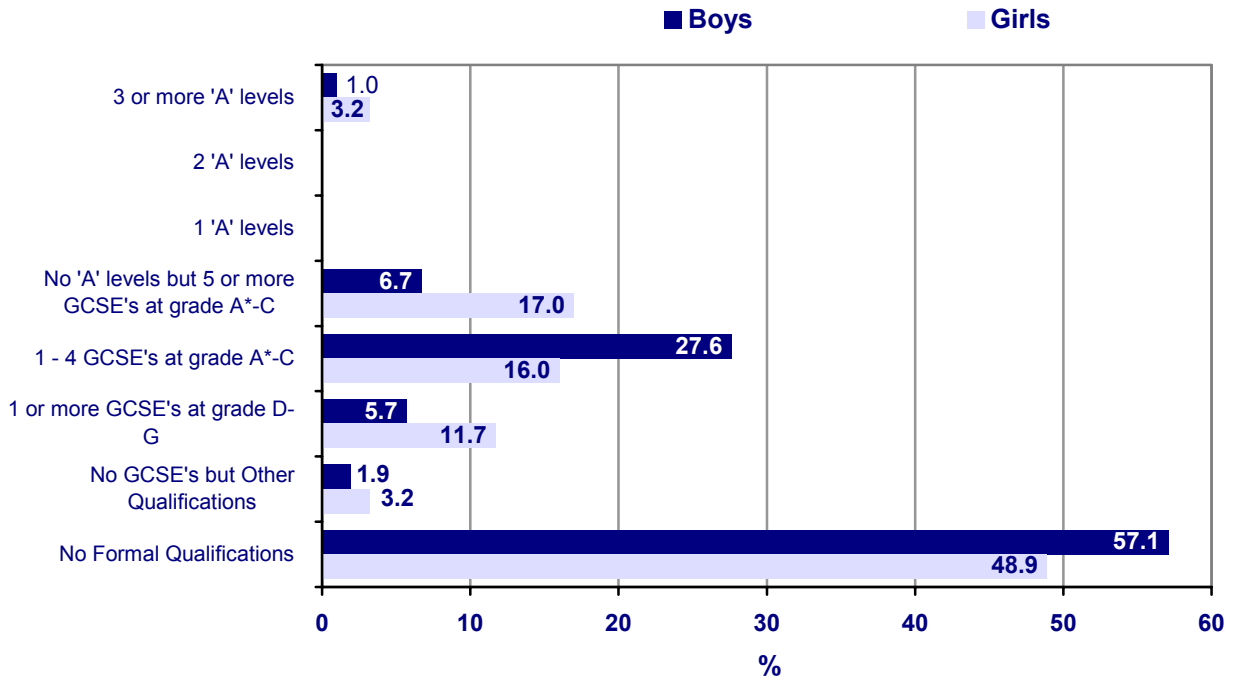
Figure 15: Highest Qualification Achieved by Young Care Leavers and All School Leavers



- In 2001/02, 2.0% of young people who left care had 3 or more A levels, compared with 29.0% of all school leavers in Northern Ireland.
- Over 1 in 10 (13.6%) young people who left care in 2001/02 had 5 or more GCSE's at grade (A*-C), compared with over half of all school leavers in Northern Ireland (58.0%).
- Over 2 in 5 (44.2%) young people aged 16 & over leaving care in 2001/02 had at least 1 GCSE or GNVQ, slightly higher than the corresponding figure for care leavers in England (41.3%), but less than half the proportion of all NI school leavers (94%) obtaining these qualifications.
- More than half (53.3%) of young people who left care in 2001/02 had no formal qualifications, more than 10 times the proportion of all school leavers who had no formal qualifications (4.8%).

Highest Qualification Achieved

Figure 16: Highest Qualification Achieved by Gender



- 3.2% of girls who left care in 2001/02 had 3 or more A levels, compared with 1.0% of boys.
- More girls (17.0%) than boys (6.7%) aged 16 & over left care in 2001/02 with no A levels but at least 5 GCSE's at grade (A*-C).
- A higher proportion of boys (27.6%) aged 16 & over left care in 2001/02 with a highest qualification of 1 or more GCSE's at grade (A*-C) than girls (16.0%).
- More boys (57.1%) than girls (48.9%) aged 16 & over left care in 2001/02 with no formal qualifications.

Highest Qualification Achieved

Table 1: Highest Qualification Achieved by Last Placement Type

Level of Qualification	Residential Accommodation	Foster Care	Placed with Family	Other ¹
3 or more 'A' Levels	0.0	4.5	0.0	1.9
2 'A' Levels	0.0	0.0	0.0	0.0
1 'A' Levels	0.0	0.0	0.0	0.0
No 'A' Levels but 5 or more GCSE's at grade (A*-C)	4.7	21.2	15.8	1.9
1 - 4 GCSE's at grade (A*-C)	14.0	33.3	5.3	26.9
1 or more GCSE's at grade (D- G)	9.3	3.0	10.5	13.5
No GCSE's (A*-G) but Other Qualifications	0.0	3.0	0.0	5.8
No Formal Qualifications	72.1	34.8	68.4	50.0
Total	100.0	100.0	100.0	100.0

- Young people whose latest placement was in foster care were much more likely than others to leave care with 5 GCSE's at grades A*-C or higher. More than a quarter (25.7%) of those in foster care reached this level of achievement, compared with 15.8% of those placed with family, 4.7% of those placed in residential accommodation, and 3.8% of those in other¹ accommodation.
- One third (33.3%) of young people who left care in 2001/02 whose last placement was foster care had 1-4 GCSE's at grade (A*-C), compared with 26.9% of young people who were in other accommodation, 14.0% who were in residential care and 5.3% who were placed with family.
- Young people whose latest placement had been foster care were also less likely to have left care with no formal qualifications (34.8%), compared with 72.1% of those placed in residential accommodation, 68.4% of those placed with family, and 50.0% of those who had been looked after in other¹ accommodation.

¹ 'Other' includes young people who have been accommodated in hospital, special school etc.

Highest Qualification Achieved

Table 2: Highest Qualification Achieved by Religion

Level of Qualification	Catholics	Protestants	Other ¹
3 or more 'A' Levels	1.9	2.4	0.0
2 'A' Levels	0.0	0.0	0.0
1 'A' Levels	0.0	0.0	0.0
No 'A' Levels but 5 or more GCSE's at grade (A*-C)	14.6	8.4	7.7
1 - 4 GCSE's at grade (A*-C)	21.4	22.9	23.1
1 or more GCSE's at grade (D-G)	6.8	10.8	7.7
No GCSE's (A*-G) but Other Qualifications	2.9	1.2	7.7
No Formal Qualifications	52.4	54.2	53.8
Total	100.0	100.0	100.0

- A higher proportion of Catholic (16.5%) than Protestant (10.8%) young people aged 16 & over left care with A-levels or at least 5 GCSE's at grade A*-C.
- Over half of both Catholic (52.4%) and Protestant (54.2%) care leavers aged 16 & over, left care with no formal qualifications.

¹ 'Other' includes young people of no religious denomination and young people whose religion was not known

Highest Qualification Achieved

Table 3: Highest Qualification Achieved by Duration of Most Recent Period in Care

Level of Qualification	Less than 5 Years	5 - 10 Years	10 Years or more
3 or more 'A' Levels	0.0	3.3	4.1
2 'A' Levels	0.0	0.0	0.0
1 'A' Levels	0.0	0.0	0.0
No 'A' Levels but 5 or more GCSE's at grade (A*-C)	11.5	6.7	13.7
1 - 4 GCSE's at grade (A*-C)	11.5	23.3	35.6
1 or more GCSE's at grade (D-G)	9.4	3.3	9.6
No GCSE's (A*-G) but Other Qualifications	1.0	3.3	4.1
No Formal Qualifications	66.7	60.0	32.9
Total	100.0	100.0	100.0

- Care leavers whose latest period in care had lasted 10 years or more were much more likely than those with shorter periods in care to have achieved educational qualifications.
- A higher proportion of young people whose last period in care lasted for 10 years or more had A levels or at least 5 GCSE's at grades A*-C (17.8%) than young people whose last placement lasted for less than 5 years (11.5%) and those whose last placement lasted 5-10 years (10.0%).
- Over one third (35.6%) of young people whose last period in care had lasted 10 years or more had between 1 and 4 GCSE's at grades A*-C, compared with 23.3% of those whose latest period in care was between 5-10 years, and 11.5% of young people whose last period of care lasted less than 5 years.
- Almost one third (32.9%) of young people whose last period in care lasted 10 years or more had no formal qualifications, compared with two thirds (66.7%) of young people whose last placement lasted less than 5 years and 60.0% of young people whose last placement lasted 5 – 10 years.

Highest Qualification Achieved

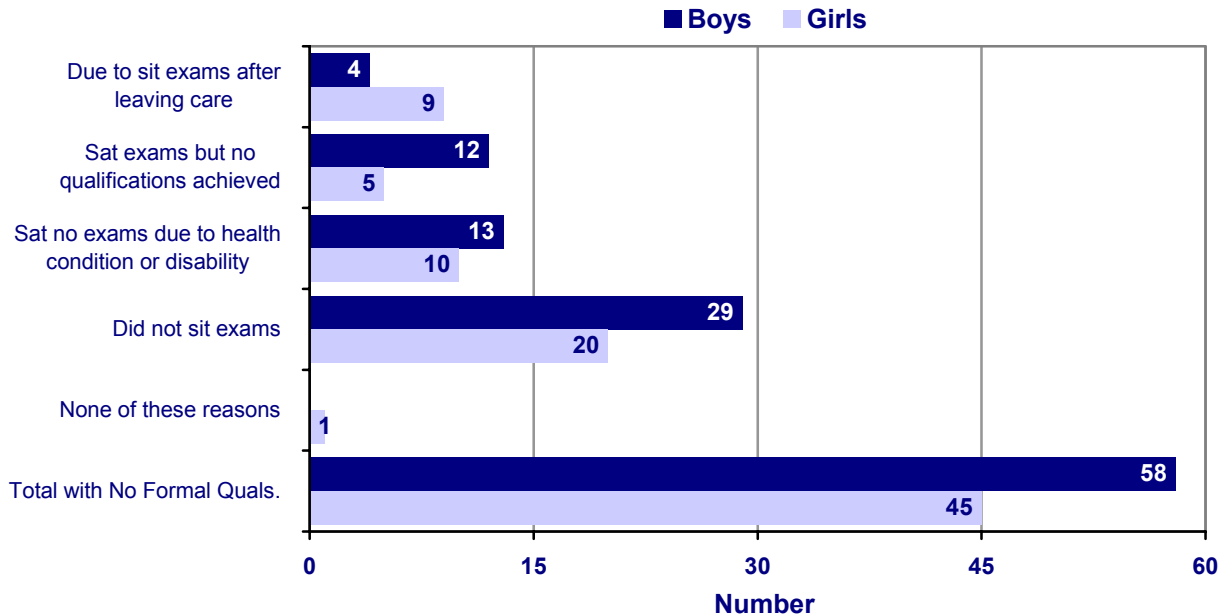
Table 4: Highest Qualification Achieved by HSS Board

Level of Qualification	HSS Board			
	Eastern	Northern	Southern	Western
3 or more 'A' Levels	1.2	2.0	2.9	3.0
2 'A' Levels	0.0	0.0	0.0	0.0
1 'A' Levels	0.0	0.0	0.0	0.0
No 'A' Levels but 5 or more GCSE's at grade (A*-C)	9.9	11.8	8.8	18.2
1 - 4 GCSE's at grade (A*-C)	19.8	27.5	20.6	21.2
1 or more GCSE's at grade (D-G)	8.6	13.7	2.9	6.1
No GCSE's (A*-G) but Other Qualifications	1.2	3.9	2.9	3.0
No Formal Qualifications	59.3	41.2	61.8	48.5
Total	100.0	100.0	100.0	100.0

- Young people aged 16-18 leaving care in the Western Board were much more likely than those from other Boards to have achieved 5 GCSE's at grades A*-C or higher qualifications.
 - More than 1 in 5 (21.2%) young people in the Western Board in 2001/02 left care with A levels or at least 5 GCSE's at grade A*-C, compared with 11.1% in the Eastern Board, 13.8% in the Northern Board and 11.7% in the Southern Board.
- Over one quarter (27.5%) of young people who left care aged 16 & over in the Northern Board in 2001/02 had at 1-4 GCSE's at grades A*-C, compared with around one fifth in each of the other 3 Boards.
 - Over 6 in 10 (61.8%) young people who left care aged 16 & over in the Southern Board in 2001/02 had no formal qualifications, compared with 59.3% in the Eastern Board, 48.5% in the Western Board and 41.2% in the Northern Board.

Reasons for No Formal Qualifications

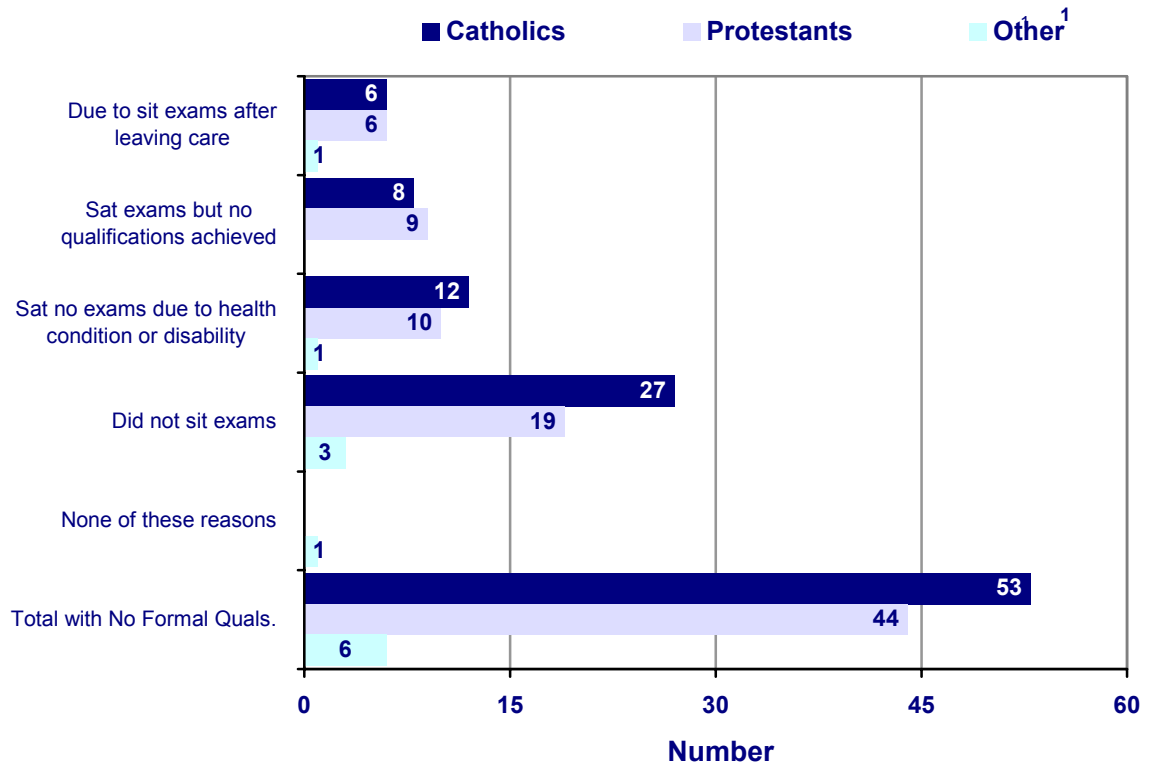
Figure 17: Reasons for No Formal Qualifications by Gender



- 58 boys and 45 girls left care in 2001/02 with no formal qualifications.
- One fifth (9) of girls with no formal qualifications were due to sit exams after leaving care, compared with 4 boys.
- Half (29) of all boys with no formal qualifications did not sit any exams and were not prevented by a health condition or a disability compared with 20 girls.
- Over 1 in 5 (23) young people with no qualifications were prevented from sitting exams because of a health condition or a disability.

Reasons for No Formal Qualifications

Figure 18: Reasons for No Formal Qualifications by Religion

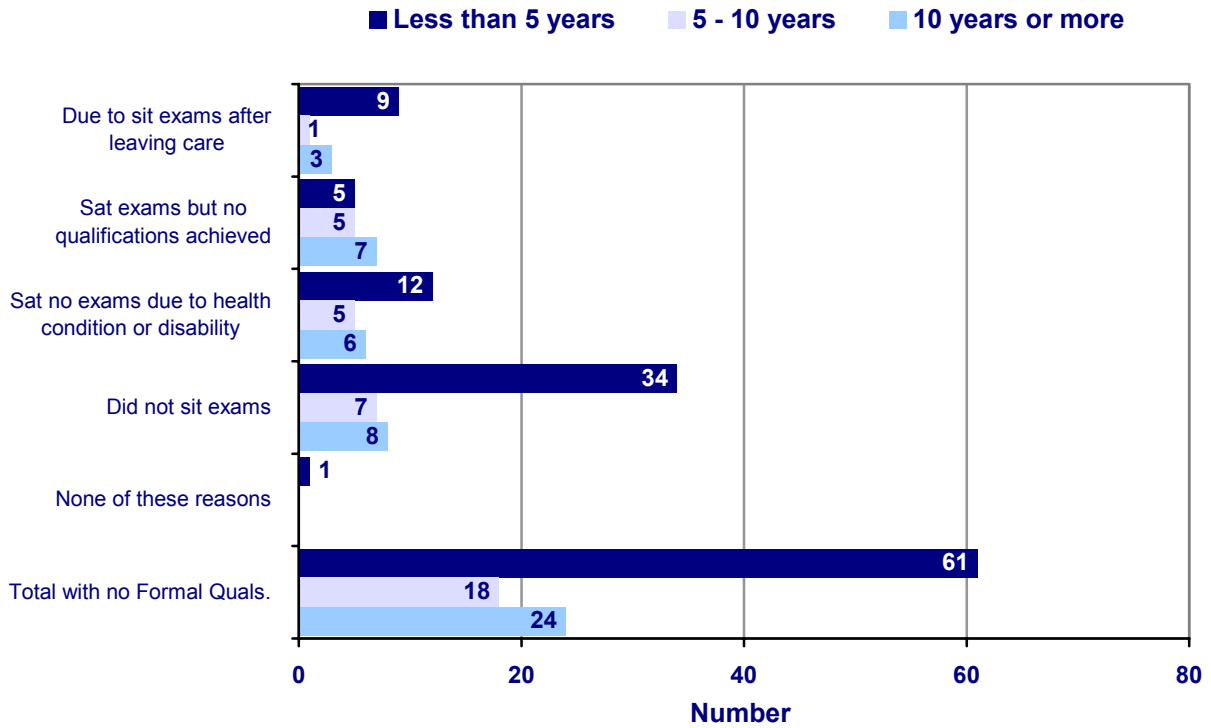


- The majority of both Catholic (27) and Protestant (19) care leavers aged 16 & over had no formal qualifications because they did not sit any exams.

¹ 'Other' includes young people of no religious denomination and young people whose religion was not known

Reasons for No Formal Qualifications

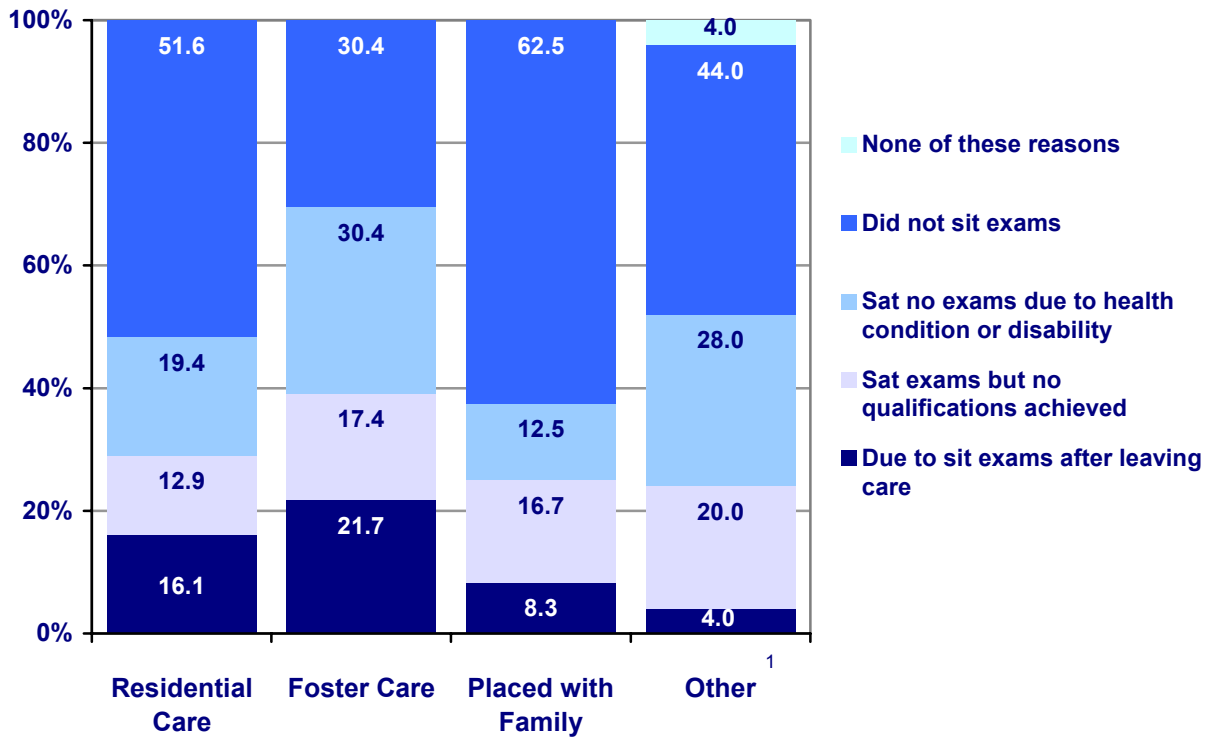
Figure 19: Reasons for No Formal Qualifications by Length of Time in Most Recent Period in Care



- Almost 6 in 10 (61) young people with no formal qualifications had been in their most recent placement for less than 5 years.
- Over half (34) of these young people had no formal qualifications because they did not sit their exams and were not prevented by a health condition or a disability.

Reason for No Formal Qualifications

Figure 20: Reasons for No Formal Qualifications by Most Recent Placement Type



- The majority of those with no formal qualifications who had been placed in residential care, with family, or in Other¹ placement types had not sat examinations.
- Of those young people whose latest placement had been foster care, over one fifth (22%) were due to sit exams after leaving care.

¹ 'Other' includes young people of no religious denomination and young people whose religion was not known

Current Activity

Please note that the categories listed below are not mutually exclusive, i.e.

those with at least 1 GCSE includes those with 5 GCSE's or more.

Table 5: Young Care Leavers by Current Activity and Level of Qualification Achieved

Number of Care Leavers aged 16 & over	No GCSE's at grade A*-C		at least 1 GCSE's at grade A* - C		at least 5 GCSE's at grade A* - C			
	Number	%	Number	%	Number	%		
All Young People	199		128	64.3	71	35.7	27	13.6
Full-time further education	27		9	7.0	18	25.4	15	55.6
Part-time further education	2		2	1.6	0	0.0	0	0.0
Higher education	3		0	0.0	3	4.2	3	11.1
Full-time training	25		18	14.1	7	9.9	2	7.4
Part-time training	2		1	0.8	1	1.4	0	0.0
Full-time employment with planned training	16		3	2.3	13	18.3	2	7.4
Full-time employment with no planned training	23		13	10.2	10	14.1	2	7.4
Part-time employment	3		1	0.8	2	2.8	1	3.7
Parent – full time carer	7		6	4.7	1	1.4	0	0.0
All Unemployed	74		61	47.7	13	18.3	1	3.7
Unemployed as a result of health or disability	11		11	8.6	0	0.0	0	0.0
Unemployed for other reason	63		50	39.1	13	18.3	1	3.7
Don't know	17		14	10.9	3	4.2	1	3.7

- Young care leavers who had achieved educational qualifications were much more likely to be in further or higher education and less likely to be unemployed than those with no formal qualifications.
- Over half (15) of young people who left care in 2001/02 with at least 5 GCSE's at grade A*-C were currently in further education, compared with over one quarter (18) of young people who had at least 1 GCSE at grade A*-C and less than one tenth (11) of young people who had no GCSE's at grade A*-C.
- Over 3 in 10 (74) young people who ceased to be looked after in 2001/02 were unemployed, 11 of whom were unemployed as a result of a health condition or a disability. The majority of these unemployed young people had no GCSE's at grades A*-C.
- However, almost 1 in 5 (13) young people who left care with at least 1 GCSE at grade A*-C were also unemployed at 31st March 2002.

Current Activity

Table 6: Young Care Leavers by Current Activity and Length of Most Recent Period in Care

Number of Care Leavers aged 16 & over	Less than 5 Years		5 – 10 Years		10 Years or more			
	Number	%	Number	%	Number	%		
All Young People	199		96	48.2	30	15.1	73	36.7
Full-time further education	27		10	10.4	3	10.0	14	19.2
Part-time further education	2		2	2.1	0	0.0	0	0.0
Higher education	3		0	0.0	1	3.3	2	2.7
Full-time training	25		12	12.5	2	6.7	11	15.1
Part-time training	2		1	1.0	0	0.0	1	1.4
Full-time employment with planned training	16		4	4.2	1	3.3	11	15.1
Full-time employment with no planned training	23		10	10.4	3	10.0	10	13.7
Part-time employment	3		1	1.0	0	0.0	2	2.7
Parent – full time carer	7		4	4.2	1	3.3	2	2.7
All Unemployed	74		42	43.8	16	53.3	16	21.9
Unemployed as a result of health or disability	11		6	6.3	2	6.7	3	4.1
Unemployed for other reason	63		36	37.5	14	46.7	13	17.8
Don't know	17		10	10.4	3	10.0	4	5.5

- Just over one fifth of young people who had been looked after for 10 years or more were unemployed at 31st March 2002, compared with around half of those who had been in care for shorter periods.
- Those who had been in care for 10 years or more were twice as likely to be in full time employment as those who had been looked after for shorter periods.

Form OC1

2001/2002

Educational Qualifications of Care Leavers

Complete one of these forms for each young person aged 16 or over who ceased to be looked after by your Trust at any time between 1 April 2001 and 31 March 2002 inclusive. Submit completed forms by 31st May 2002

Trust name:	<input type="text"/>	Item
1 Trust number:	<input type="text"/> <input type="text"/> <input type="text"/> <input type="text"/> <input type="text"/>	1
2 SOSCARÉ number:	<input type="text"/> <input type="text"/> <input type="text"/> <input type="text"/> <input type="text"/> <input type="text"/>	2
<hr/>		
3 Sex (1 = male, 2 = female):	<input type="checkbox"/>	3
<hr/>		
4 Date of birth:	<input type="text"/> <input type="text"/> <input type="text"/> <input type="text"/> <input type="text"/> <input type="text"/>	4
<hr/>		
5 Date of start of latest period of care:	<input type="text"/> <input type="text"/> <input type="text"/> <input type="text"/> <input type="text"/> <input type="text"/>	5
<hr/>		
6 Date ceased to be looked after:	<input type="text"/> <input type="text"/> <input type="text"/> <input type="text"/> <input type="text"/> <input type="text"/>	6
<hr/>		
7 Reason care ceased:	<input type="text"/> <input type="text"/>	Item 7
(If code 10 'other' category used, please specify below)		
.....		
.....		

8 Young person's religion:

Enter appropriate number:

1 = Catholic

2 = Protestant

3 = Other Religion

4 = No denomination

9 = Don't know

8

9 Disability: Is the young person disabled according to the definition below?

(1=Yes, 2 = No)

9

(i.e. the young person has a physical or mental impairment which has a substantial and long-term adverse effect on his/her ability to carry out normal day-to-day activities)

10 To which of the following groups does the young person belong?

Item

Enter appropriate number:

1 = White

2 = Mixed

3 = Black

4 = Asian

5 = Chinese

6 = Traveller

7 = Other

9 = Don't know

10

11 What was the young person's postcode

immediately before the latest occasion of entering care?

--	--	--	--	--	--	--	--

11

If postcode not known, please enter address immediately before the latest occasion of entering care

12 What was the last placement arrangement for the young person prior to him/her leaving care? Item

Enter appropriate number:

1 = Residential accommodation

2 = Foster care

3 = Family

4 = Other accommodation (please specify below) 12

.....

.....

Young person's qualifications on ceasing to be looked after:

Number of GCSEs at grade A* to C: 13

Number of GCSEs at grade D to G: 14

Number of GNVQs: 15

Number of 'A' levels: 16

Number of other educational or vocational qualifications: 17

If no qualifications recorded. Item

18 Reason for having no qualifications on ceasing to be looked after:
(Select code from list in guidance notes) 18

19 What is the young person's activity at present?
(Select appropriate code from guidance notes) 19

Further Information

For **further details** about the statistics contained in this Bulletin, please contact;

Dr Patricia McDowell/ Kieran Taggart
Social Services Analysis Branch
Room C3.23
Castle Buildings
Stormont Estate
Belfast
BT3 4RA



028 9052 3299 / 028 9052 2493

Fax: 028 9052 8159

Email: patricia.mcdowell@dhsspsni.gov.uk / Kieran.Taggart@dhsspsni.gov.uk

For **additional copies**, please contact;

Social Services Analysis Branch
Room C3.23
Castle Buildings
Stormont Estate
Belfast
BT3 4RA




028 9052 2960

Fax: 028 9052 8159

Email: Ellen.Pollock@dhsspsni.gov.uk

Further Information

Recent Statistical Publications available from Social Services Analysis Branch:



- Key Indicators of Personal Social Services 2002

- Registration & Inspection Units in Northern Ireland – Summary of Statistical Results (2000/01)



- Determinants of Residential and Foster Care Placements

- Key Indicators of Personal Social Services 2001



A more detailed list of publications produced by Social Services Analysis Branch can be viewed on the Branch's website: www.dhsspsni.gov.uk/hss/ssi/ssab.html or by contacting SSAB (Tel: 02890520708).

Produced by: Department of Health, Social Services & Public Safety

Castle Building,

Belfast BT4 3SQ

Telephone: (028) 90524493

Textphone: (028) 90527668

www.dhsspsni.gov.uk

September 2003