

**Statistics on Smoking Cessation Services
in Northern Ireland:**

2001/2002

INDEX

	Pages
Statistics on Smoking Cessation Services	3 – 8
Data Quality, HSSBs, Definitions (Annexe A)	9 – 10
Bibliography (Annexe B)	11
Reference Tables (Annexe C)	12 – 22
Equality Monitoring (Annexe D)	23 – 29
Service Providers & Deprivation Maps (Annexe E)	30 - 50

Information Release

Department of Health, Social Services and Public Safety

July 2003

Statistics on Smoking Cessation Services in Northern Ireland: 2001/2002

This information release, produced by the Department of Health, Social Services and Public Safety's Regional Information Branch, provides information on the first annual statistical report on smoking cessation services.

Data are included on the monitoring of smoking cessation services in Northern Ireland during the Quarter 1st January 2002 to 31st March 2002. Information has not been included for the period 1st April 2001 to 31st December 2001 because of practical difficulties in collecting data across all four Boards prior to 1st January 2002. In future years, a full annual report will be produced.

This report also provides an analysis of data collected in 2001/02 in respect of clients who set a quit date during 2000/01 (52 week follow-up). Smoking cessation services are being rolled out and monitored in all Health & Social Services Boards in 2002/03. In future, as well as publishing an annual report, the Department intends to publish a quarterly summary of monitoring information.

Summary

Within Northern Ireland, during the period 1 January 2002 to 31st March 2002:

- 2,116 people set a quit date through the smoking cessation services
- Of those setting a quit date, the majority (88%) were aged 18-59 years: 1% were under 18, 29% were aged 18-34, 27% were aged 35-44, 31% were aged 45-59, and 11% were aged 60 and over
- The majority of people received Nicotine Replacement Therapy (NRT) or bupropion (Zyban). 84% of people received NRT only, 5% received bupropion only, and 1% received both NRT and bupropion
- At the 4 week follow-up 1,226 had successfully quit (based on self-report), 58% of those setting a quit date
- At the 4 week follow-up, of those who successfully quit (based on self-report), 1,002 had their non-smoking status confirmed by CO validation, 47% of those setting a quit date. However, smoking cessation services did not attempt CO validation on all people who had successfully quit at the 4 week follow-up (based on self-report)
- As the age categories increase there is a gradual increase in the percentage who quit at the 4 week follow-up based on self-report and CO validation.

Detailed notes and definitions are shown in the attached Annexes.

Introduction

It is estimated that smoking causes between 2,700 and 3,000 deaths in Northern Ireland each year. It is the single greatest preventable cause of premature death and avoidable illness. The five-year Northern Ireland Tobacco Action Plan, issued for consultation in August 2002, set targets for reducing the prevalence of smoking among adults, pregnant women and young people (aged 11-16). The development of cessation services is a key element of the overall aim to tackle smoking.

The Continuous Household Survey, which biennially includes questions about smoking, showed that, in 2000/01, adult smoking prevalence was 27% (26% males and 28% females). In the same survey, over three quarters (76%) said that they would like to give up smoking. Giving up is not easy because nicotine is highly addictive and repeated quit attempts may be required before total abstinence is achieved.

Background

Smoking cessation services provide a new approach to helping people to quit smoking. They include the provision of **brief opportunistic advice** by a range of health professionals and **specialist services** in appropriate settings. Only the latter are monitored centrally. Both services are defined in **Annex A**.

The Department of Health, Social Services and Public Safety developed monitoring arrangements for smoking cessation services in the four Health & Social Services Boards for the quarter 1st January 2001 to 31st March 2002. Each Health & Social Services Board was required to provide information on a quarterly basis to enable the Department to monitor figures. The central requirements for the monitoring returns are kept to a minimum and are designed to be a subset of the information required locally to monitor and evaluate the service. This bulletin provides an analysis of these monitoring returns.

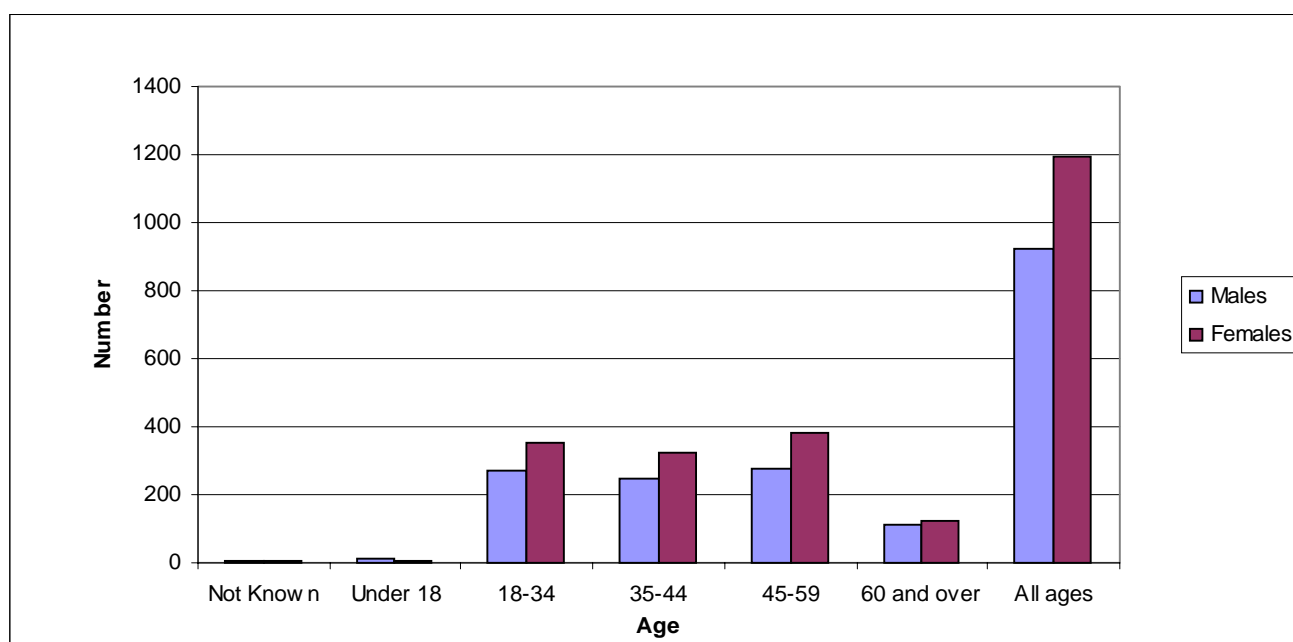
Results

Clients setting a quit date

(Figure 1, Annex C: Tables 1 & 2)

During the quarter 1st January 2002 to 31st March 2002, a total of 2,116 people set a quit date in smoking cessation services. Over half (56%) were women, although the prevalence of smoking is similar for men (26%) and women (28%). The majority (88%) were aged 18-59 years: 29% were aged 18-34, 27% were aged 35-44, 31% were aged 45-59. At the age extremes, 1% were under 18, and 11% were aged 60 and over.

Figure 1 Numbers setting a quit date by age and gender



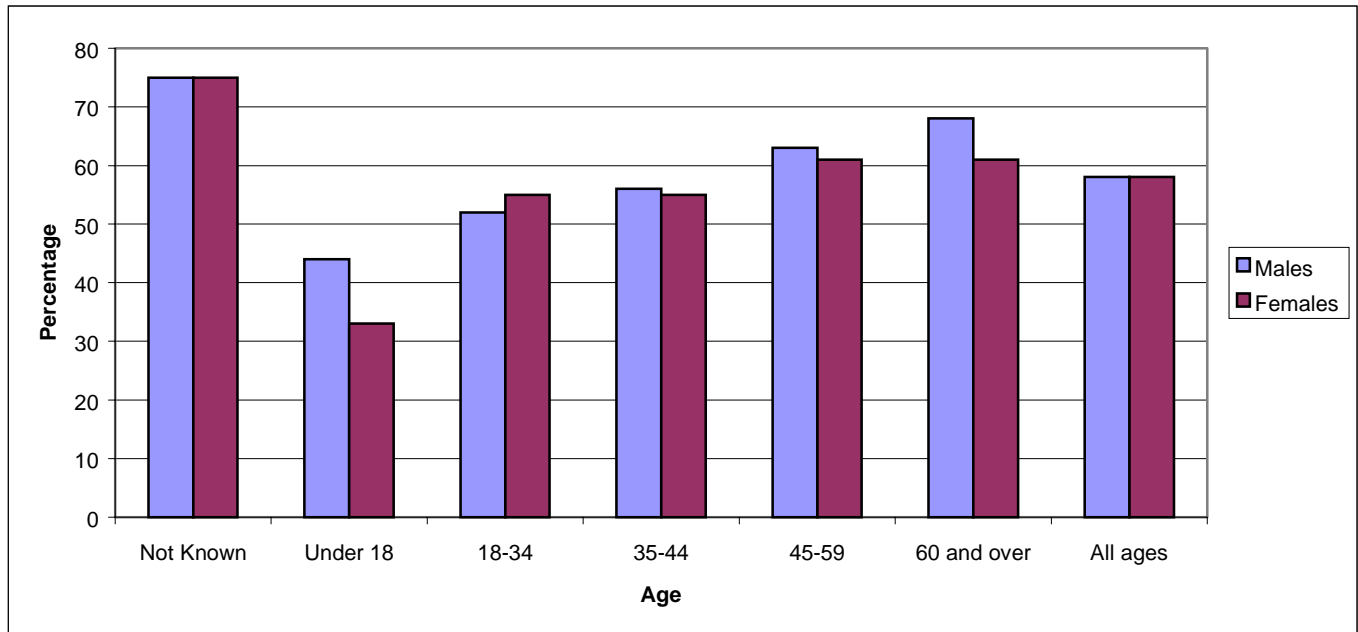
Outcome at 4 week follow-up

(Figure 2, Annex C: Table 3a,b,and c)

The cessation services were expected to follow up clients to find out their smoking status 4 weeks after the quit date, based on self-report by the client. At 4 weeks a successful quitter was defined as someone who had not smoked over the previous two week period (the first two weeks are ignored to allow for initial lapses).

At the 4 week follow-up 58% of all those setting a quit date had successfully quit (based on self-report). Just over a tenth (11%) of all those setting a quit date were unable to be contacted for the follow-up at 4 weeks. In addition specialist services were also asked to confirm non-smoking status by carbon monoxide (CO) validation: 47% of those setting a quit date had their non-smoking status confirmed by CO validation (compared with the 58% for self-report).

Figure 2 Percentage who had successfully quit at 4-week follow-up (self report) by age and gender



In general, success at 4 weeks increased with age, from 42% for the under 18s to 65% for those aged 60 and over. The 4-week success rates were the same for men and women (58%).

There were five pregnant women separately identified as setting quit dates through the smoking cessation services. The 4 week quit rate for these women was 60%. Although the number of pregnant women attending the services is quite low, it is important to note that all boards have a range of antenatal clinics, where pregnant women can also get help in giving up smoking. At the moment these services are not monitored and therefore figures are not available.

Outcome at 52 week follow-up (Review of 2000/2001 Quitters)

The cessation services were also expected to follow up clients to find out their smoking status 52 weeks after the quit date, based on self-report by the client. A client should be regarded as a non-smoker at 52 weeks if they have not smoked at any time since two weeks after their original quit date.

The Eastern Health & Social Services Board’s review of 2000/2001 quitters was produced using a systematic random sample of 109 of the original 276 quitters. Contact was successfully made with 40 of the sample (37% response rate), 14 of which (35%) were reported to be still not smoking

In the Western Health & Social Services Board, 119 people who had set a quit date at 4 weeks and CO validated, only 25 (20%) were lost to follow-up at 52 weeks. Of the 94 people followed-up at 52 weeks, 48 (51%) relapsed and returned to smoking, while 46 (49%) remained non-smoking and had their smoking status validated by a CO reading.

For the Southern and Northern Health & Social Services Boards, many of the services established had not reached a 52-week point within the duration of the annual report. However work is under way in this area and details of the 52-week follow-up will be collated and included in next year’s report.

Therapeutic Interventions

(Table 4)

The use of supportive drug therapy in the attempt to quit smoking was recorded for each client. Nicotine Replacement Therapy was the most popular choice with 84% of those who set a quit date opting for NRT only. Just 5% received bupropion (Zyban) only while only 1% received both NRT and bupropion either concurrently or consecutively. 9% of those setting a quit date did not receive either medical assistance and 1% of treatment option was unknown.

For the year 2001/02 the number of those who received free prescriptions was recorded for all Health & Social Services Boards except the Northern Health & Social Services Board. In the Eastern Health & Social Services Board 50% of service users were entitled to free prescriptions. This low figure was probably indicative of geographical spread of service and that almost twice as many service users were employed as opposed to unemployed. Within the Southern Health & Social Services Board 100 clients (44%) were eligible for free prescriptions although 82 (36%) of the cases had not answered that question. The Western Health & Social Services Board recorded the percentage of those entitled to free prescriptions as a percentage of those who received the various medical assistances available. 63% of those who received bupropion and 17% of those who received NRT were eligible for free prescriptions.

Health & Social Services Board Comparisons

(Tables 5 to 7)

These tables show data for the four Health & Social Services Board Areas separately (Eastern, Northern, Southern, and Western).

The Northern Health & Social Services Board accounted for over half (54%) of those setting a quit date. The Western Health & Social Services Board had the most successful quit rate at the 4-week follow-up point for both the self-report and CO validation, 63% and 53% respectively.

Staff

(Table 8)

The table shows the number of staff involved with the smoking cessation services. Numbers shown are either smoking advisors or pharmacists. It should be noted that other staff in the trusts do provide brief and opportunistic training for health professionals, including nurses, dentists and pharmacists. Also GPs can provide brief intervention, which is generally not recorded, although 46 GPs are involved within the Northern Health & Social Services Board GP and Pharmacy scheme.

Equality Monitoring

(Annexe D)

Section 75 of the Northern Ireland Act 1998 requires public bodies, in carrying out their functions, to have due regard to the need to promote equality of opportunity and without prejudice to this, to also have regard to the desirability of promoting good relations. In order to address this obligation the Health and Social Services Boards were requested to undertake equality monitoring with those individuals accessing the services.

Many service users did not complete the equality forms, as they were voluntary. Consequently it is unclear if those who returned their forms accurately reflect all persons who accessed the services.

Smoking cessation services are still relatively new and have not yet rolled out to all areas across Northern Ireland. Consequently the proportions of the equality groupings accessing the services may not reflect the overall proportions in the Northern Ireland population.

Indeed there is very little data available about the equality groupings of smokers or those who wish to stop smoking within the Northern Ireland population with which this information can be compared.

Charts showing the information on equality groupings by Health And Social Services Board are provided in Annexe D.

Service Providers and Deprivation Maps (Annexe E)

Maps showing the location of smoking cessation services and deprivation at ward level constructed using the Noble Multiple Deprivation Rank are displayed in Annexe E.

Within this annexe there is also a list of the service providers for each of the four Health & Social Services Boards, as at the time of this report.

Smoking Cessation Co-ordinators within the four Health And Social Services Boards are using these to identify gaps in provision and sign-up new service providers.

Monitoring in 2002/2003

Smoking cessation services are being rolled out in all Health & Social Services Boards in 2002/03. It is planned to publish monitoring information in a quarterly summary and a more in-depth annual report.

Editorial notes

For the purpose of clarity, figures are shown in accordance with the Department of Health, Social Services and Public Safety's publication conventions. These are as follows:

- . not applicable
- .. not available
- zero
- 0 less than 0.5

Numbers greater than or equal to 0.5 are rounded to the nearest integer.

Additional Information

It is proposed to update this bulletin annually. Constructive comments on the bulletin would be welcomed. Any questions concerning the data in this publication, or requests for further information on smoking cessation services in Northern Ireland is available from:

Regional Information Branch
Information & Analysis Directorate
Department of Health, Social Services and Public Safety
Castle Buildings
Stormont
BT4 3UD

Internet address: www.dhsspsni.gov.uk/stats&research/pubs.html
Information/help on quitting smoking is available from the DHSSPS Smoking Helpline: Telephone 0800 858585.

Annex A

1. Data Quality

There was considerable variation in the speed with which the four Health & Social Services Boards were able to set their data recording routines. The four Health & Social Services Boards were asked to submit data to the Department of Health, Social Services and Public Safety quarterly in 2001/2002, with more detail in an annual return. Data collection started at various times throughout the financial year for each of the four boards. Consequently a full annual report was not possible to prepare and therefore the quarter 1st January to 31st March 2002 is presented, as data from all four boards was available for this period.

Problems occurred with figures at 4-week point, not equalling original starting total number of clients. Investigation into this has led us to believe that double counting occurred where clients thought to be lost were subsequently found and included in both categories. It should be noted that on the Monitoring form Part B (Equality section) that not all the questions were answered by the clients. Some of the figures presented may not add up to 100% due to rounding previously. Action has been taken to improve the quality of the data recorded in the future.

2. Health & Social Services Boards

Within Northern Ireland there are four Health & Social Services Boards, Eastern, Northern, Southern, and Western, each with their own provision of smoking cessation services throughout their health area. The set up of these services and collection of data was sporadic among the four boards.

In January 2000, the Eastern Health & Social Services Board started up their services and began to collect data, regarding the clients using the services, via the monitoring forms. At the same time Causeway clinic services, within the Northern Health & Social Services Board, began to run similar services. The Mid-Ulster pilot scheme followed suit in the summer of 2001. By January 2002 all services in place within the Northern Health & Social Services Board were up and running and collating the returns via the monitoring forms established by DHSSPS. The Western Health & Social Services Board services and data collection began in the first quarter of 2000 (April to June 2000). As for the Southern Health & Social Services Board, a commissioning pilot, for 2 clinics, was established in January 2001 and by January 2002 all services that were set up were using the monitoring forms.

3. Definitions

Services

- **Brief interventions** by General Practitioners (GPs) and other health professionals. These will be provided in the normal course of the professional's duties rather than comprising a 'new' service, and monitoring information about clients in receipt of such interventions is not therefore required centrally.
- **Specialist smoking cessation clinics/services**, usually clinics, run by smoking cessation specialist(s) who have received training for this role. The clinic/service will be evidence based and offer intensive treatment, usually in the form of one to one or group support over the course of 5 to 6 weeks, including the use of Nicotine Replacement Therapy. Clients may also receive treatment one-to-one if for any reason group sessions are judged not to meet their needs. Such a

clinic/service may be situated in a major hospital, although it could be based in a community setting, have outreach clinics or operate on a peripatetic basis.

Quit Date

It is recognised that in certain cases some time may need to be spent with clients before they are ready to set a quit date. However only actual quit attempts are counted for monitoring.

On the basis that the clinical viewpoint tends to be that a client should not be counted as a 'failure' if he/she has smoked in the difficult first days after the quit date, a client is counted as having successfully quit smoking if he/she has not smoked at all since two weeks after the quit date.

Follow-up

The four-week follow-up (and CO validation, if appropriate) must be completed within six weeks of the quit date. Persons not contacted within this time are treated as lost to follow-up for evaluation purposes.

Carbon monoxide (CO) validation

CO monitoring is normally carried out with all clients of the specialist smoking cessation clinics/services who self report as not having smoked since two weeks after the quit date, at both the four week and fifty-two week points.

Fifty-two week follow-up

All clients of the specialist clinics/services who self reported as having quit smoking at the 4 week follow-up should be followed-up again at 52 weeks, and their smoking status validated by CO monitoring.

Noble Multiple Deprivation Rank by Ward

Noble's 'Northern Ireland Multiple Deprivation Measure 2001' was used to indicate the level of deprivation in each ward. Noble ranks the 566 wards in Northern Ireland from 1 (the most deprived) to 566 (the least deprived). The Multiple Deprivation Measure was constructed by combining the seven transformed domain scores, using the following weights:

- * Income (25%)
- * Employment (25%)
- * Health Deprivation and Disability (15%)
- * Education, Skills and Training (15%)
- * Geographical Access to Services (10%)
- * Social Environment (5%)
- * Housing Stress (5%)

The Measures are presented for 1984 ward boundaries, which were in existence at the time of the 1991 Census of Population.

Annex B: Bibliography

1. Department of Health. *Smoking Kills: a white paper on tobacco*. London: The Stationery Office, 1998 (Cm.4177).
2. Department of Health, Social Services and Public Safety. *A five-year tobacco action plan*. Northern Ireland, 2002.
3. Department of Health. *Statistics on smoking cessation services in the Health Action Zones in England, January 1999 to March 2000*. London: Department of Health, 2000. (Press Release: 2000/0473:7th August 2000). Available from the Internet at URL: <http://www.doh.gov.uk/public/sb0105.htm>
4. Department of Health. *Statistics on Smoking Cessation Services in Health Authorities: England, April 2001 to March 2002*. London: Department of Health, 2002. (Press Release: 2002/0345: 8th August 2002). Available from the Internet at URL: <http://info.doh.gov.uk/doh/intpres.nsf/page/2002-0345?OpenDocument>.
5. Department of Health. *Statistics on Smoking Cessation Services in England, April 2000 to March 2001*. London: Department of Health, 2001. Available from the Internet at URL: <http://www.info.doh.gov/intpress.nsf/page/2001-0596?OpenDocument>.
6. Department of Health. *Statistics on Smoking Cessation Services in England, April to June 2001*. Available from the Internet at URL: http://www.doh.gov.uk/public/smoking_april/01.htm.
7. Department of Health. *Statistics on Smoking Cessation Services in England, April 2001 to March 2002*. London: Department of Health, 2002. Available from the Internet at URL: <http://www.doh.gov.uk/pubic/sb0225.htm>.

Annex C: Reference Tables

Note: all tables are for the quarter period 1st January 2002 to 31st March 2002.

Tables showing total figures for all Health & Social Services Boards

Table 1	People setting a quit date by age group and gender during the period 1 st January 2002 to 31 st March 2002.
Table 2	People setting a quit date by ethnic group and gender during the period 1 st January 2002 to 31 st March 2002.
Table 3a	Outcome at 4 weeks of people setting a quit date in the period 1 st January 2002 to 31 st March 2002 by age.
Table 3b	Outcome at 4 weeks of males setting a quit date in the period 1 st January 2002 to 31 st March 2002 by age.
Table 3c	Outcome at 4 weeks of females setting a quit date in the period 1 st January 2002 to 31 st March 2002 by age.
Table 4	People who set a quit date and who received Nicotine Replacement Therapy (NRT) only, bupropion (Zyban) only, both or neither, all ages.

Tables showing figures for each Health & Social Services Board separately

Table 5	People setting a quit date by age group and gender.
Table 6	Outcome at 4 weeks, based on self report and Carbon Monoxide (CO) validation, of people setting a quit date by board.
Table 7	People who set a quit date and who received Nicotine Replacement Therapy (NRT) only, bupropion (Zyban) only, both or neither, all ages.

Table 1. People setting a quit date during the period 1st January 2002 to 31st March 2002 by age group and gender

	Numbers	Percentage
Persons		
All ages	2116	100.00%
Unknown	12	0.57%
Under 18	12	0.57%
18 – 34	624	29.49%
35 – 44	576	27.22%
45 - 59	659	31.14%
60 and over	233	11.01%
Males		
All ages	921	100.00%
Unknown	4	0.43%
Under 18	9	0.98%
18 – 34	271	29.42%
35 – 44	250	27.14%
45 - 59	276	29.97%
60 and over	111	12.05%
Females		
All ages	1195	100.00%
Unknown	8	0.67%
Under 18	3	0.25%
18 – 34	353	29.54%
35 – 44	326	27.28%
45 - 59	383	32.05%
60 and over	122	10.21%

Notes:

1. Age group is based on age at quit date.

Table 2. People setting a quit date during the period 1st January 2002 to 31st March 2002 by ethnic group and gender

Ethnic Group and Gender	Percentage (%)
Persons	
Total	100
White	99.7
Irish Traveller	0.1
Indian	0.1
Refuses/Not Known	0.1
Other Ethnic Group	0.1
Males	
Total	100
White	99.2
Irish Traveller	0.2
Indian	0.2
Refuses/Not Known	0.2
Other Ethnic Group	0.2
Females	
Total	100
White	100
Irish Traveller	0
Indian	0
Refuses/Not Known	0
Other Ethnic Group	0

Table 3a. Outcome at 4 weeks of people setting a quit date in the period 1st January 2002 to 31st March 2002 by age

	All ages	Not Known	Under 18	18-34	35-44	45-59	60 and over
Total no. setting quit date in the quarter	2116	12	12	624	576	659	233
Number who had successfully quit at 4 week follow-up (self report)	1226	9	5	335	318	408	151
Percentage who had successfully quit at 4 week follow-up based on self report	57.94%	75.00%	41.67%	53.69%	55.21%	61.91%	64.81%
No. who had not quit at 4 week follow-up (self report)	679	3	6	221	202	186	61
Percentage who had not quit at 4 week follow-up (self report)	32.09%	25.00%	50.00%	35.42%	35.07%	28.22%	26.18%
No. not known/ lost to follow-up	227	0	1	76	59	69	22
Percentage not known/ lost to follow up	10.73%	0.00%	8.33%	12.18%	10.24%	10.47%	9.44%
No. who had successfully quit at 4 week follow-up (self report), where non-smoking status confirmed by CO validation	1002	8	2	269	259	338	126
Percentage who had successfully quit at where non-smoking status confirmed by CO validation	47.35%	66.67%	16.67%	43.11%	44.97%	51.29%	54.08%

Note.

1. A client is counted as having successfully quit smoking at the 4-week follow-up if he/she has not smoked at all since two weeks after the quit date. The figures presented here are based on self-report of smoking status by the client at the 4 week follow-up.
2. The above figures include five pregnant women setting a quit date, of whom three (60%) had successfully quit (based on self-report) at the 4 week follow-up.
3. Carbon Monoxide (CO) validation measures the level of carbon monoxide in the bloodstream and provides an indication on the level of use of tobacco. CO monitoring is offered to clients as a tool to aid smoking cessation.
4. It is generally accepted that it is good practice to carry out CO monitoring due to its usefulness as a motivational tool for clients. However, smoking cessation services did not attempt CO validation on all people who had successfully quit at the 4 week follow-up (self-report).

Table 3b. Outcome at 4 weeks of males setting a quit date in the period 1st January 2002 to 31st March 2002 by age

	All ages	Not Known	Under 18	18-34	35-44	45-59	60 and over
Total no. setting quit date in the quarter	921	4	9	271	250	276	111
Number who had successfully quit at 4 week follow-up (self report)	536	3	4	141	139	173	76
Percentage who had successfully quit at 4 week follow-up based on self report	58.20%	75.00%	44.44%	52.03%	55.60%	62.68%	68.47%
No. who had not quit at 4 week follow-up (self report)	289	1	5	103	85	69	26
Percentage who had not quit at 4 week follow-up (self report)	31.38%	25.00%	55.55%	38.01%	34.00%	25.00%	23.42%
No. not known/ lost to follow-up	104	0	0	33	28	34	9
Percentage not known/ lost to follow up	11.29%	0.00%	0.00%	12.18%	11.20%	12.32%	8.11%
No. who had successfully quit at 4 week follow-up (self report), where non-smoking status confirmed by CO validation	449	2	1	114	118	148	66
Percentage who had successfully quit at where non-smoking status confirmed by CO validation	48.75%	50.00%	11.11%	42.07%	47.20%	53.62%	59.46%

Note.

1. A client is counted as having successfully quit smoking at the 4 week follow-up if he/she has not smoked at all since two weeks after the quit date. The figures presented here are based on self-report of smoking status by the client at the 4 week follow-up.
2. Carbon Monoxide (CO) validation measures the level of carbon monoxide in the bloodstream and provides an indication on the level of use of tobacco. CO monitoring is offered to clients as a tool to aid smoking cessation.
3. It is generally accepted that it is good practice to carry out CO monitoring due to its usefulness as a motivational tool for clients. However, smoking cessation services did not attempt CO validation on all people who had successfully quit at the 4 week follow-up (self-report).

Table 3c. Outcome at 4 weeks of females setting a quit date in the period 1st January 2002 to 31st March 2002 by age.

	All ages	Not Known	Under 18	18-34	35-44	45-59	60 and over
Total no. setting quit date in the quarter	1195	8	3	353	326	383	122
Number who had successfully quit at 4 week follow-up (self report)	690	6	1	194	179	235	75
Percentage who had successfully quit at 4 week follow-up based on self report	57.74%	75.00%	33.33%	54.96%	54.91%	61.36%	61.48%
No. who had not quit at 4 week follow-up (self report)	390	2	1	118	117	117	35
Percentage who had not quit at 4 week follow-up (self report)	32.64%	25.00%	33.33%	33.43%	35.89%	30.55%	28.69%
No. not known/ lost to follow-up	123	0	1	43	31	35	13
Percentage not known/ lost to follow up	10.29%	0.00%	33.33%	12.18%	9.51%	9.14%	10.66%
No. who had successfully quit at 4 week follow-up (self report), where non-smoking status confirmed by CO validation	553	6	1	155	141	190	60
Percentage who had successfully quit at where non-smoking status confirmed by CO validation	46.28%	75.00%	33.33%	43.91%	43.25%	49.61%	49.18%

Note.

1. A client is counted as having successfully quit smoking at the 4 week follow-up if he/she has not smoked at all since two weeks after the quit date. The figures presented here are based on self-report of smoking status by the client at the 4 week follow-up.
2. The above figures include five pregnant women setting a quit date, of whom three (60%) had successfully quit (based on self-report) at the 4-week follow-up.
3. Carbon Monoxide (CO) validation measures the level of carbon monoxide in the bloodstream and provides an indication on the level of use of tobacco. CO monitoring is offered to clients as a tool to aid smoking cessation.
4. It is generally accepted that it is good practice to carry out CO monitoring due to its usefulness as a motivational tool for clients. However, smoking cessation services did not attempt CO validation on all people who had successfully quit at the 4 week follow-up (self-report).

Table 4. People who set a quit date and who received Nicotine Replacement Therapy (NRT) only, bupropion (Zyban) only, both or neither, for all ages.

Total	All ages	Percentage
No. who received NRT only	1780	84.28%
No. who received bupropion (Zyban) only	101	4.78%
No. who received both NRT and bupropion (Zyban) either concurrently or consecutively	16	0.76%
No. who did not receive either NRT or bupropion (Zyban)	194	9.19%
No. where treatment option not known	25	0.99%
Total no. of people setting quit date during the quarter	2116	100%

Notes:

1. 'Received' means obtained by prescription, purchase or supply free of charge.
2. A client is counted as 'treatment option not known' if he/she is lost to follow-up at 4 weeks and it is not known if they received NRT and/or bupropion.
3. NRT became available on NHS prescription in January 2001; previously NRT was available through the smoking cessation services on a voucher scheme.

Table 5. People setting a quit date in the period 1st January 2002 to 31st March 2002, by gender and age group

	Number of people setting a quit date	% men	% women	% under age 18	% aged 18-59	% aged 60 and over
Total, all Health & Social Services Boards	2116	43.53%	56.47%	0.57%	88%	11%
WHSSB	304	39.47%	60.53%	0.00%	87.50%	11.84%
EHSSB	497	39.84%	60.16%	0.40%	84.91%	14.69%
NHSSB	1139	46.62%	53.38%	0.44%	90.52%	8.25%
SHSSB	176	40.91%	59.09%	2.84%	79.55%	17.05%

Notes:

1. Age group is based on age at quit date.

Table 6. Outcome at 4 weeks, based on self-report and Carbon Monoxide (CO) validation, of people setting a quit date by Health & Social Services Board.

	Number of people setting a quit date	% successfully quit (self-report)	% Successfully quit (CO validation)	% lost to follow-up
Total, all Health & Social Services Boards	2116	57.94%	47.35%	10.73%
WHSSB	304	62.50%	52.96%	24.01%
EHSSB	497	50.50%	43.26%	19.72%
NHSSB	1139	60.93%	49.17%	2.19%
SHSSB	176	51.70%	37.50%	17.61%

Note.

1. A client is counted as having successfully quit smoking at the 4 week follow-up if he/she has not smoked at all since two weeks after the quit date. The figures presented here are based on self-report of smoking status by the client at the 4 week follow-up.
2. The above figures include five pregnant women setting a quit date, of whom three (60%) had successfully quit (based on self-report) at the 4 week follow-up.
3. Carbon Monoxide (CO) validation measures the level of carbon monoxide in the bloodstream and provides an indication on the level of use of tobacco. CO monitoring is offered to clients as a tool to aid smoking cessation.
4. It is generally accepted that it is good practice to carry out CO monitoring due to its usefulness as a motivational tool for clients. However, smoking cessation services did not attempt CO validation on all people who had successfully quit at the 4 week follow-up (self-report).

Table 7. People who set a quit date and who received Nicotine Replacement Therapy (NRT) only, bupropion (Zyban) only, both or neither, for all ages.

Total	WHSSB		EHSSB		NHSSB		SHSSB	
	All ages	%	All ages	%	All ages	%	All ages	%
No. who received NRT only	223	73.11%	428	85.94%	1003	87.98%	126	73.26%
No. who received bupropion (Zyban) only	27	8.85%	48	9.64%	26	2.28%	0	0.00%
No. who received both NRT and bupropion (Zyban) either concurrently or consecutively	5	1.64%	1	0.20%	9	0.79%	1	0.58%
No. who did not receive either NRT or bupropion (Zyban)	49	16.07%	20	4.02%	83	7.28%	42	24.28%
No. where treatment option not known	1	0.33%	1	0.20%	19	1.67%	4	2.31%
Total no. of people setting quit date during the quarter	305	100%	498	100%	1140	100%	173	100%

Notes:

1. 'Received' means obtained by prescription, purchase or supply free of charge.
2. A client is counted as 'treatment option not known' if he/she is lost to follow-up at 4 weeks and it is not known if they received NRT and/or bupropion.
3. NRT became available on NHS prescription in January 2001; previously NRT was available through the smoking cessation services on a voucher scheme.

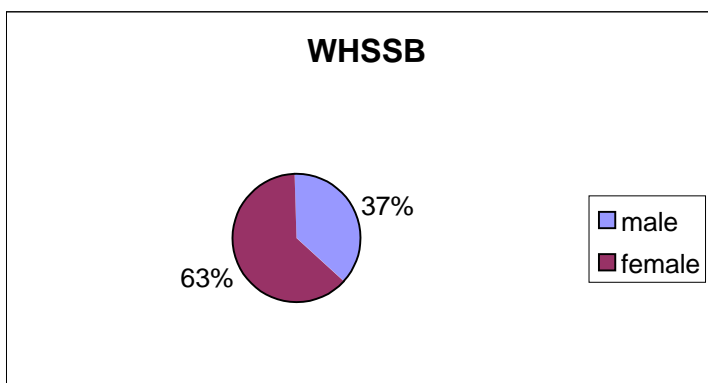
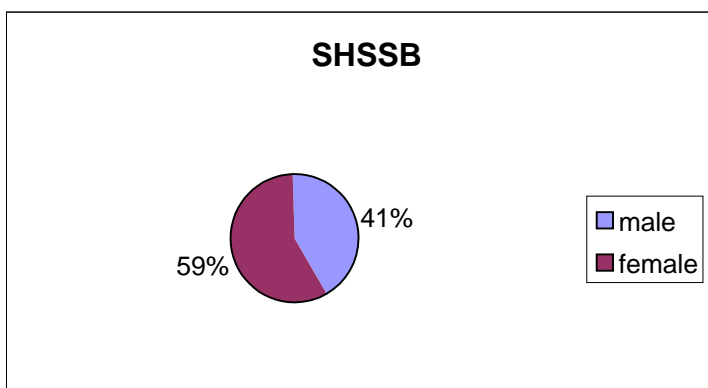
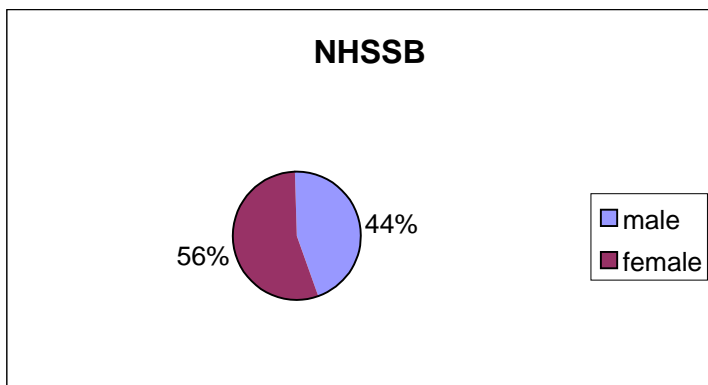
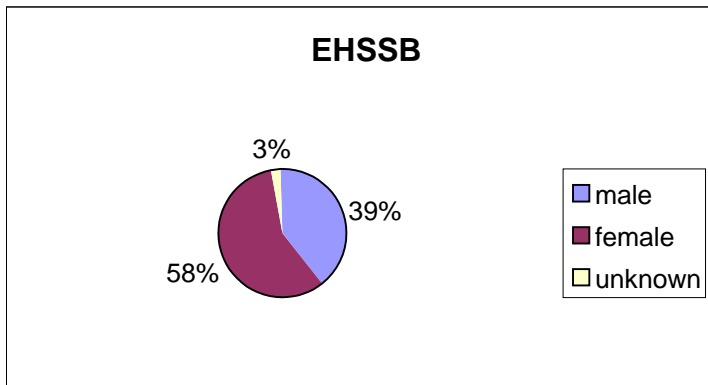
Table 8. Number of staff involved in smoking cessation services as at January 2003.

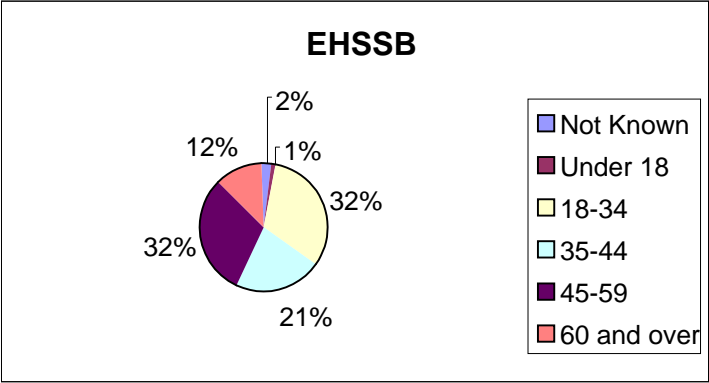
STAFF	EHSSB	NHSSB	SHSSB	WHSSB	TOTAL
SMOKING ADVISOR	25	..	14	14	53
PHARMACISTS	22	36	12	3	73

Annex D: Equality Monitoring

Section 75 of the Northern Ireland Act 1998 requires public bodies, in carrying out their functions, to have due regard to the need to promote equality of opportunity and without prejudice to this, to also have regard to the desirability of promoting good relations. In order to address this obligation the Health and Social Services Boards were requested to undertake equality monitoring with those individuals accessing the services.

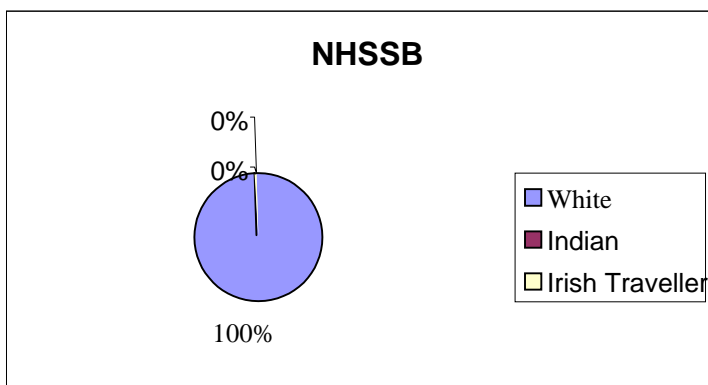
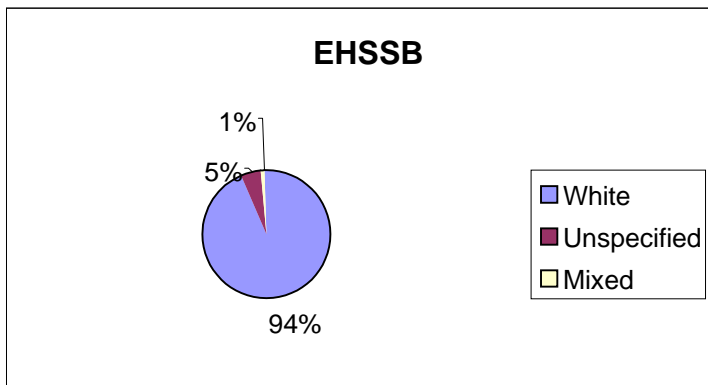
Gender:



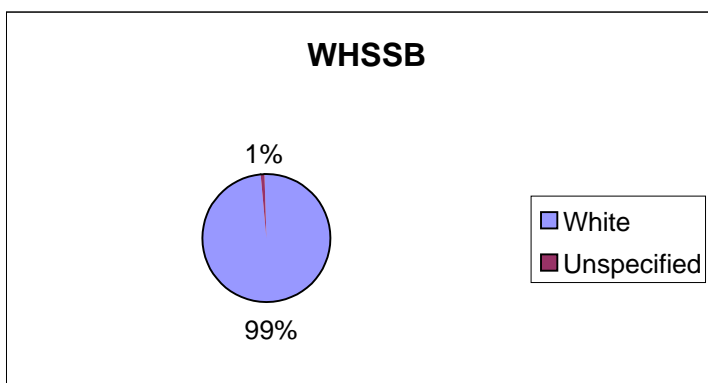
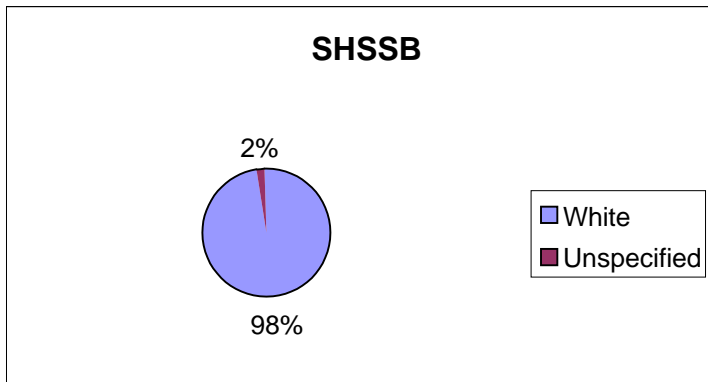


Note: Information for the other Boards was not available at time of printing.

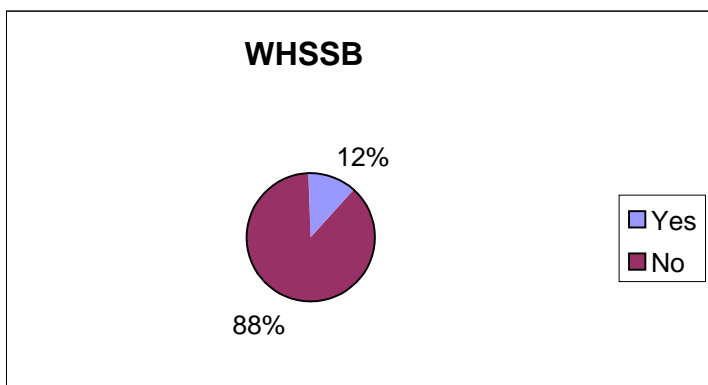
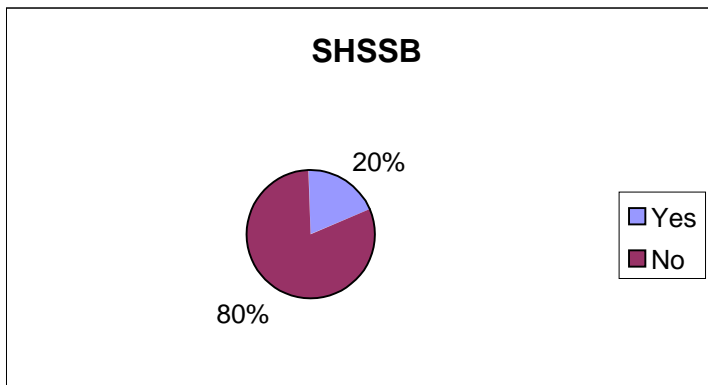
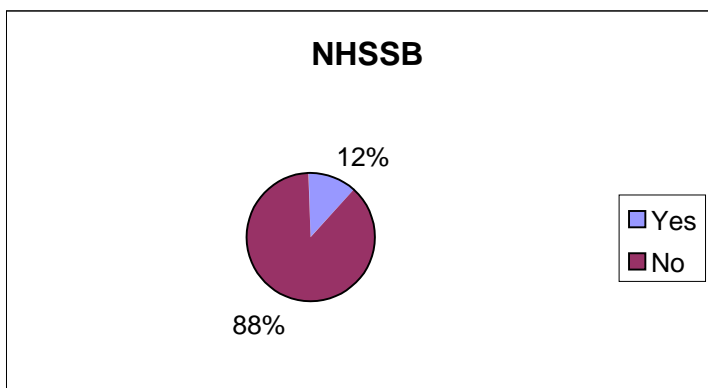
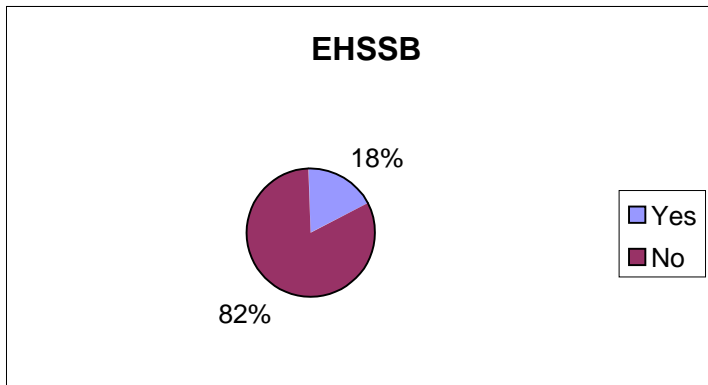
Ethnic Background:



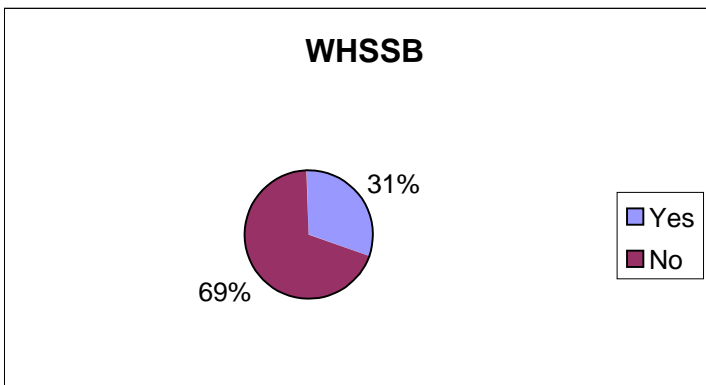
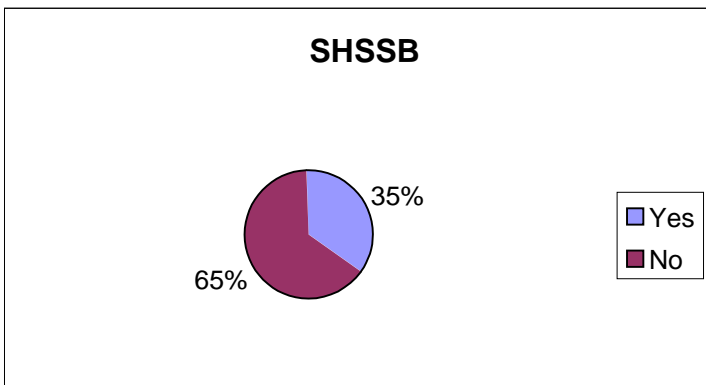
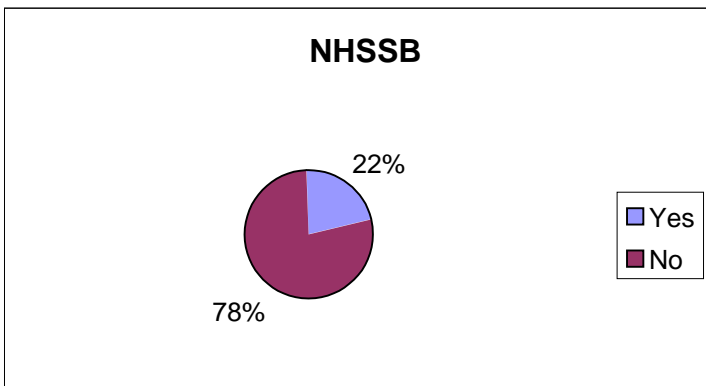
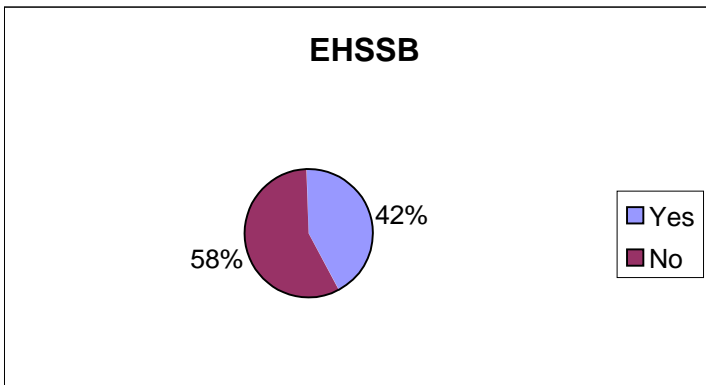
Note: Both Indian and Irish Traveller at 0.3%



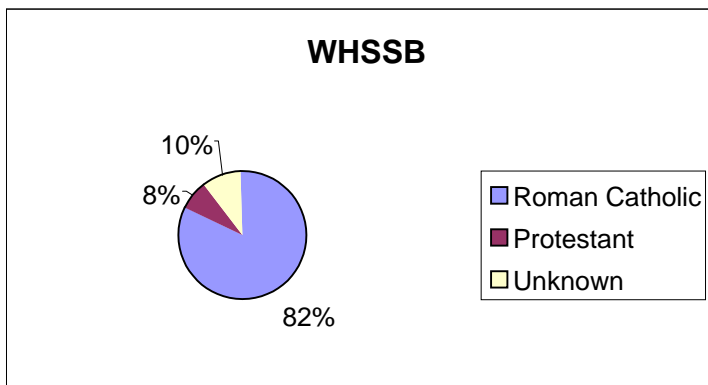
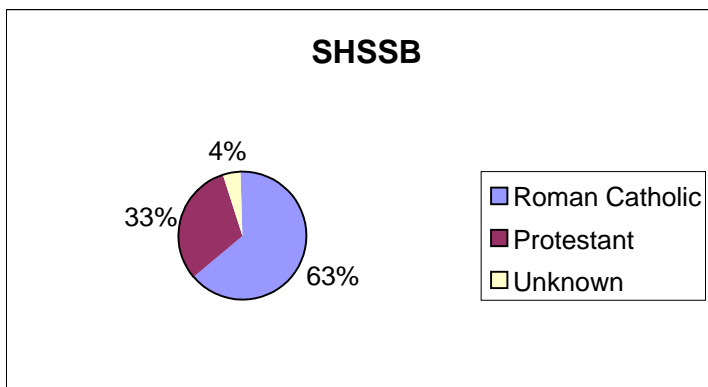
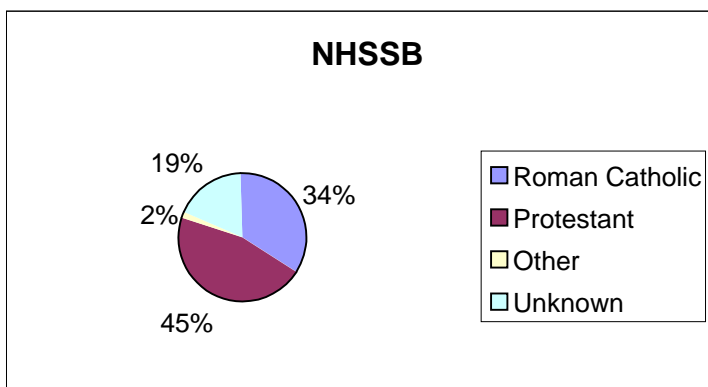
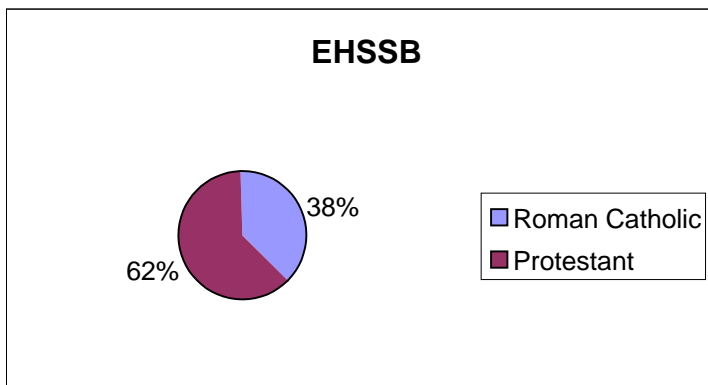
Disability (Self Report):



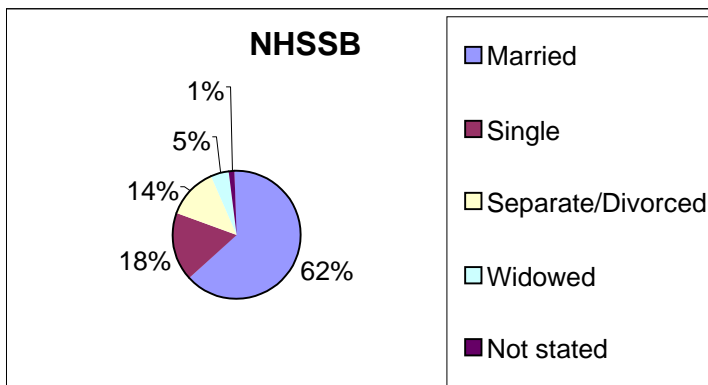
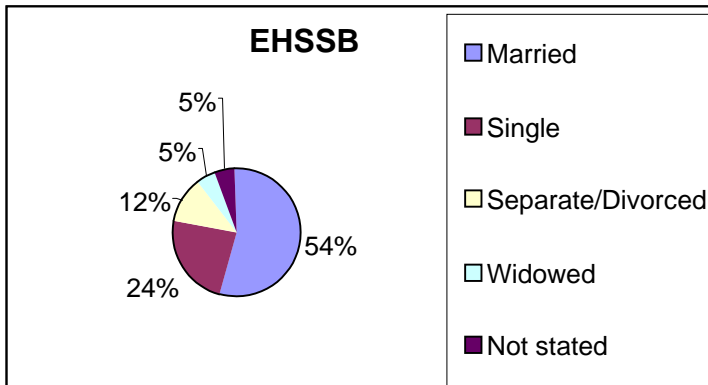
Dependants:



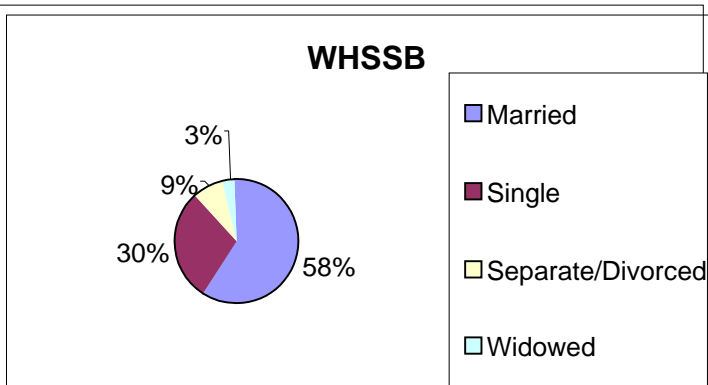
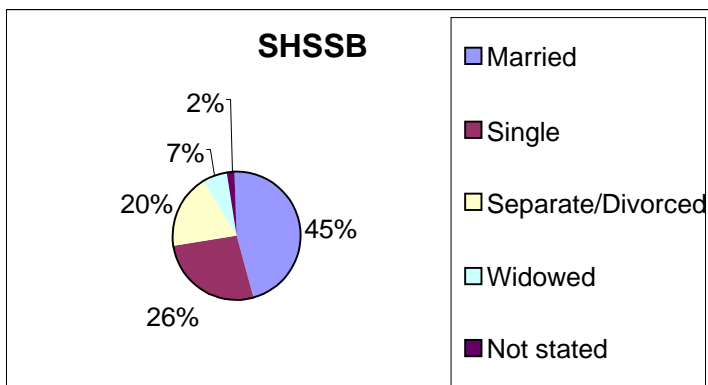
Community Background:



Marital Status:



NB: Single % includes 51 single and 9 co-habiting.



Annexe E Service Providers

EHSSB Smoking Cessation Service Providers 2002/03

Company	Address1	Address2	City	Postal Code	Work Phone	Fax	Session Times
The Surgery	24 Lisbarnett Road		Comber	BT23 6AW	97 541466	97 541734	
The Robert Henry Surgery	7A Newtownards Road		Comber	BT23 5AU	91 870447		
The Surgery	16A The Square		Comber	BT23 5AP	91 878159	91 871087	
Comber Health Centre	5 Newtownards Road		Comber	BT23 5BA	91 878391	91 871396	1 morning every other week
Old Mill Surgery	Church Street		Newtownards	BT23 4AS	91 817239	91 824742	Mon 5-6 pm
Newtownards Health Centre	Frederick Street		Newtownards	BT23 4LR	91 816880	91 811429	
Newtownards Health Centre	Frederick Street		Newtownards	BT23 4LR	91 816880	91 811429	Thurs PM
Newtownards Health Centre	Frederick Street		Newtownards	BT23 4LR	91 816880	91 811429	
Donaghadee Health Centre	3 Killaughey Road		Donaghadee	BT21 0BU	91 882176	91 883090	Thurs 2-4 pm
Kircubbin Surgery	2 Main Street		Kircubbin	BT22 2QT	42 838532	42 738070	
Dundrum Surgery	14 Church View		Dundrum	BT33 0NA	43 751267	43 751352	1/2 day
Newcastle Surgery	56 Main Street		Newcastle	BT33 0AE	43 723221	43 723162	
The Surgery	Causeway Place		Newcastle	BT33 0DN	43 722252	43 726731	
The Surgery	Causeway Place		Newcastle	BT33 0DN	43 723438	43 726731	
Stream Street Surgery	40 Stream Street		Downpatrick	BT30 6DN	44 613029	44 611925	No set times
Dromara Surgery	Begney Hill Road		Dromara	BT25 2AT	97 532217	97 533301	
Knockmore Pharmacy	4 Knockmore Square		Lisburn	BT28 1SZ	92 664737		
Bangor Health Centre	Newtownards Road		Bangor	BT20 4LD	91 515200	91 515296	
Bangor Health Centre	Newtownards Road		Bangor	BT20 4LD	91 515215	91 515397	
Brook Street Surgery	Brook Street		Holywood	BT18 9BB	90 426984	90 426656	No set times

EHSSB Smoking Cessation Service Providers 2002/03

Company	Address1	Address2	City	Postal Code	Work Phone	Fax	Session Times
Bryson Street Surgery	115 Newtownards Road		Belfast	BT4 1AB	90 458722	90 466766	
Carrick Hill Medical Centre	1 Carrick Hill		Belfast	BT1 2JR	90 243973		
Skegoneil Health Centre	195 Skegoneil Avenue		Belfast	BT15 3LL	90 772471		Tuesday 2-5 pm
Ballygomartin Surgery	17 Ballygomartin Road		Belfast	BT13 3BW	90 716333		Wed 2-4 pm
Grosvenor Road Surgery	216 Grosvenor Road		Belfast	BT12 5LT	90 320777		
TA Maguire Pharmacy	505 Falls Road		Belfast	BT12 6DE	90 327140		
TA Maguire Pharmacy	3 Beechmount Avenue		Belfast	BT12 7NA	90 320590		
Dr's Donnelly, Cummings & Young	115 Falls Road		Belfast	BT12 6AA			Wed AM
Clifton Street Surgery	15-17 Clifton Street		Belfast	BT13 1AD	90 322330	90 243673	Wed PM

**NORTHERN HEALTH AND SOCIAL SERVICES BOARD AREA
SMOKING CESSATION SERVICES
THE GENERAL PRACTICE BASED SCHEME**

NO	NAME OF PRACTICE	ADDRESS	Phone No	CONTACT PERSON
1	Smithfield Medical Centre	Galgorm Road Ballymena BT435HB	2565 2301	<u>Wilma Dickey PN</u>
2	Dr Graham – The Surgery	30C Fairhill Road Cookstown BT808AG	8676 2207	<u>Jill Lucas PN</u>
3	The Family Practice	6 Lever Road Portstewart BT557EF	7083 2149	<u>Dorothy Hardyway PN</u>
4	Cookstown Health Centre	52 Orritor Road Cookstown BT808BN	8676 2995	<u>Dr J E Smyth</u>
5	Kells & Connor Medical Centre	31 Church Road Kells BT423JU	2589 1420	<u>Dr S Bill</u>
6	The Family Practice	Antrim Health Centre Station Road, Antrim BT414BS	9441 3930	<u>Catherine Campbell PN</u>
7	Antrim Coast Medical Centre	The Cloney Glenarm BT440AB	2884 1214	<u>Karen Campbell PN</u>
8	Medical Group Practice	29 High Street Draperstown BT457AB	7962 8201	<u>Siobhan Dan PN</u>
9	Drs Mitchell/Swann Larne Health Centre	Larne Health Centre Gloucester Avenue Larne BT401XH	2826 1925	<u>Hazel Wright PN</u>
10	Inver Surgery	Moyle Medical Centre Old Glenarm Road Larne BT401XH	2826 1610	<u>Aileen Brownlees PN</u>
11	Rasharkin Health Centre	10 Moneyleck Road Rasharkin BT448QB	2957 1655	<u>Claire McKeague PN</u>
12	Drs Shanks/Craig/Black Larne Health Centre	Gloucester Avenue Larne BT401XH	2826 1919	Claire Christie PN
13	Drs McQuillan & Armstrong	Ballymena Health Centre BT436HQ	2564 2181	<u>Una Allen PN</u>
14	Drs McFarland & Dundee	Ballymena Health Centre BT436HQ	2564 2181	Susan McMillan PN
15	Cullybackey Health Centre	Cullybackey BT421NU	2588 0505	<u>Noleen McGilligan PN</u>
16*	Coagh Surgery	Coagh BT800DP	8673 7243	Sheelagh Kelly PN
17	Drs Magowan & Magowan	Galgorm Road Surgery	2563 9399	<u>Alison Bellingham PN</u>

**NORTHERN HEALTH AND SOCIAL SERVICES BOARD AREA
SMOKING CESSATION SERVICES
THE GENERAL PRACTICE BASED SCHEME**

NO	NAME OF PRACTICE	ADDRESS	Phone No	CONTACT PERSON
		BT421AA		
18	Whitehead Health Centre	Whitehead BT389RU	9335 3454	<u>Eilish Campbell HV</u>
19	The Gables Medical Centre	Waveney Road Ballymena BT435BA	2565 3237	Ann Cameron PN
20	Crumlin Medical Practice	1 Glenavy Rd, Crumlin BT294LE	9442 2209	Dr Lorraine McDermott
21	Kilrea Health Centre	36 Garvagh Road BT515QP	2954 0231	<u>Marie Donaghey PN</u>
22	Dr Quiery & Partners	Coleraine Health Centre BT513HP	7034 4834	<u>Agnes Duncan PN</u>
23	Garvagh Health Centre	Garvagh BT515AE	2955 8210	Dr David Orr
24	Rockfield Medical Centre	Doury Road, Ballymena BT436JD	2563 8800	Sharon Lamont PN
25	Victoria Surgery	Moyle Medical Centre, Larne BT401XH	2826 1650	<u>Jean Hamill NP</u>
26	Glens of Antrim Medical Centre	2 Gortaclea Road Cushendall BT440TE	2177 1411	<u>Cassie McNeill PN</u>
27	Whiteabbey Health Centre	Doagh Road BT379QN	9080 8220	<u>Lorna Kennedy PN</u>
28	Bushmills Medical Centre	6 Priestland Road BT578QW	2073 1233	<u>Anne Andrews PN</u>
29	Templepatrick Surgery	80 Castleton BT390AZ	9443 2202	<u>Alison McClure PN</u>
30	Maine Medical Practice	Old Mill Park Cullybackey BT421GP	2588 2222	<u>Avril McAteer PN</u>
31*	Scotch Quarter Practice	Taylor's Avenue BT387HT	9331 5834	
32	<i>Portrush Medical Centre</i>	<i>17 Dunluce Avenue BT568DW</i>	7082 2313	<i>Dr S Bailie ? Prac. Opted out</i>
33	Mountsandel Surgery	4 Mountsandel Road BT521JB	7034 2650	Linda Gowdy PN
34	Ballymoney Health Centre (Dr Johnston & partners)	Robinson Mem. Hosp. 21 Newal Road BT536HB	2766 0300	Nurse Practitioner <u>Eithna Crawford NP</u>
35	Ballymoney Health Centre (Dr Fannin and partners)	Robinson Mem. Hosp. 21 Newal Road BT536HB	2766 0303	<u>Rosemary Dunlop NP</u>

**NORTHERN HEALTH AND SOCIAL SERVICES BOARD AREA
SMOKING CESSATION SERVICES
THE GENERAL PRACTICE BASED SCHEME**

NO	NAME OF PRACTICE	ADDRESS	Phone No	CONTACT PERSON
36	Corran Surgery, Larne	Old Glenarm Road BT401XH	2826 1600	<u>Barbara Donaghy</u>
37	Ahoghill Health Centre	Portglenone Road BT421LE	2587 1200	<u>Maureen McAleese PN</u>
38	The Terrace Surgery, P'rush	2 Dhu Varren Park BT568EL	7082 4637	<u>Angela Rea PN</u>
39	Lodge Health, Coleraine	20 Lodge Manor BT521JX	7034 4494	Anne Drumm
40	Liffock Surgery, Castlerock	69 Sea Road BT514TW	7084 8206	Dr D Nutt
41	Ballycastle Health Centre	Dalriada Hosp BT546BA	2076 2684	<u>Agnes Duncan PN</u>
42	Old School Surgery	Greenisland BT388TP	9086 4455	<u>Practice Nurse TBA</u>
43	Drs Howie & Carlisle	Larne Health Centre BT401BB	2826 1910	<u>Practice Nurse</u> <u>Maggie Kitson</u>
44	Drs Dicks & Harper	Ballymena Health Centre BT436HQ	2564 2181	<u>Practice Nurse</u>
45	Dr Rainey	Toome Surgery BT413TF	7965 1250	<u>Dr Rainey</u>
46	Drs Huey & Khanna	B'mena Health Centre BT436HQ	2564 2181	<u>Bernie Parrott NP</u>
47	Drs Tohill, O'Kane & Noble	Diamond MC, M'felt BT456ED	7936 1001	<u>Siobhan McKee PN</u>
48	Dr Glancy, Ingram, Walls & Diamond	Garden Street Surgery, Magherafelt BT455DD	7963 1277	<u>Teresa Mitchell PN</u>

**Pharmacists participating in the NHSSB Smoking Cessation Scheme
Antrim/Ballymena**

CODE NO	NAME OF PHARMACIST	ADDRESS	TELE NO
6886	Roisin Cullen	Bairds Chemists, 8 High Street, Antrim BT41 4AN	9446 2224
6374	Julie Conn Sheelagh Dalton	Boots the Chemists, 11 Castle Centre, Antrim BT41 4DN	9442 8778
7090	Peter Magowan	M H Matthews, 47 Main Street, Broughshane BT42 2JP	2586 1206
6587	Sheelagh Hillan	J J Daly & Co, 46 Main Street, Randalstown BT41 3AB	9447 2245
7368	Sarah Mawhinney Elizabeth Stevenson	S Mawhinney Ltd, 4 Drumadoon Road, Cloughmills, BT44 9LJ	2763 8729
6446	Michelle Maguire Lesley-Ann Hanna	Boots the Chemists, Tower Centre, Ballymena BT43 6AH	2564 9611
7571	Rosemary Wallace Alaister Aicken	Bairds Pharmacy, 2 Queen Street, Ballymena BT42 2BB	2564 5994
6563	Sarah Simpson	Simpsons Pharmacy, 9 Fenaghy Road, Galgorm BT42 1HW	2563 9707

**Pharmacists participating in the NHSSB Smoking Cessation Scheme
Causeway**

CODE NO	NAME OF PHARMACIST	ADDRESS	TELE NO
5067	Helen McElorum Imelda Mulholland	Boots the Chemists, 26-28 Church Street, Coleraine BT52 1AR	7035 6666
5050	Karen Garvin	Lloyds Pharmacy, 1Castlerock Road, Coleraine BT51 3HP	7034 2557
5483	Heather Burns	Burns Medical Co, 16 Waterside, Coleraine BT51 3DP	7034 4511
5328	Noel Irons	Whites Medical Hall, 5 Waterside, Coleraine BT51 3DP	7034 3177
5476	Gabrielle Shields	Shields Pharmacy, 4-6 Coleraine Street, Kilrea BT51 5QD	2954 0336
6398	David McFarlane	Lloyds Pharmacy, 7 Church Street, Ballymoney BT53 6HS	2766 2246
7234	Ivan Morrison	T/A S Duncan, 9 Main Street, Ballymoney BT53 6AN	2766 3194
7131	Alan Mathewson	51-53 Queen Street, Ballymoney BT53 6JD	2766 4600
6879	Patrick Kennedy	Kennedys Pharmacy, 56 Main Street, Rasharkin BT53 6JD	2957 1124
6927	James McCaughan	McCaughans Pharmacy, 27 Ann Street, Ballycastle BT54 6AA	2076 2480
	Evan Reid	5 Bushmills Road, Coleraine, Co Londonderry BT52 2BN	
7193	Michael McMullan	McMullans Pharmacy, 63 Castle Street, Ballycastle BT54 6AS	2076 3135

**Pharmacists participating in the NHSSB Smoking Cessation Scheme
Mid-Ulster**

CODE NO	NAME OF PHARMACIST	ADDRESS	TELE NO
6848	Anita Gribben Bernie Donnelly	Gribben's Pharmacy, 55 Main Street, Toome, BT41 3TF	0287965 9524
5256	Sandra Lamont Leslie McGlaughlin	RA Glover, 1C Smith Street, Moneymore BT45 7PF	0288674 8155
8022	Christine Hawe	Coagh Pharmacy Ltd, 11 Main Street, Coagh, BT80 0EN	0288673 6900
5469	Samuel Smyth	SJ Smyth Pharmacy, 13-17 Main Street, Castledawson BT45 8AA	0287946 8227
7935	Richard Barnes Maureen Davison	Barnes Pharmacy Ltd, 6 Oldtown Street, Cookstown BT80 8EF	0288676 2223
5548	Sharon Diamond	O'Kanes Ltd, 16 The Square, Draperstown BT45 7AE	028 7962 8209
5407	Arnold Oliphant	RJ Martin Pharmacy, 37 Main Street, Maghera BT46 5AA	0287964 2208
5160	Vincent Harkin	V Harkin, 112 Upper Main Street, Maghera BT46 5AF	0287964 2205
5225	Richard Faulkner, Paula O'Boyle	The Diamond Pharmacy, 1 Meeting Street, Magherafelt BT45 6BN	0287963 2129
5335	Eleanor Hutchinson	GF O'Brien Pharmacy, 5 Broad Street, Magherafelt BT45 6EB	0287963 3333
5521	Margaret McKeown	O'Kane's Chemist, 15 High Street, Draperstown BT45 7AB	0287962 8680

NHSSB SMOKING CESSATION – SEAL

<u>CODE NO</u>	<u>NAMES</u>	<u>ADDRESS</u>	<u>TELE NO</u>
<u>6422</u>	<u>Kathy Morris</u>	<u>Boots the Chemists Unit 62, Abbeycentre Newtownabbey, BT37 9UH</u>	9036 5910
<u>6642</u>	<u>Heather McClean Louise MCCormick</u>	<u>Boots the Chemist 38 Main Street Larne, BT40 1SS</u>	2827 4926
<u>6570</u>	<u>Rachel Smyth Mandy Copping</u>	<u>Boots the Chemist, 6 The Square Ballyclare, BT39 9BB</u>	9335 2289
<u>6288</u>	<u>Acree Wilson</u>	<u>M H Matthews Ltd., 13 Woodford Road, Newtownabbey, BT36 6TS</u>	9083 6023
<u>6800</u>	<u>Stephen Burns</u>	<u>Bairds Chemists, Cloughfern Pharmacy 2 Hillview Avenue, Newtownabbey BT36 6AE</u>	9036 5474
<u>6745</u>	<u>Lindsay Gracey</u>	<u>Village Pharmacy, 614 Shore Road, Newtownabbey, BT37 0SL</u>	9086 3216
<u>6336</u>	<u>Jonathan Lloyd</u>	<u>The Health Centre, Taylors Avenue Carrickfergus, BT38 7HF</u>	9336 5111
<u>6408</u>	<u>Doris Shaw</u>	<u>Calwells Pharmacy, 18 Kings Road, Whitehead, BT38 9PU</u>	9337 2727

Contacts for SHSSB Smoking Cessation Services

Company Name	Address
Armagh Community Hospital	Tower Hill BT61 9DP
Mullinure Hospital	Loughgall Rd Armagh BT61 7NQ
Clogher Clinic	13a Augher Rd Clogher BT76 0AD
South Tyrone Hospital	Carland Rd Dungannon BT71 4AU
Portadown HSS	Tavanagh Ave Portadown BT62 3BU
Health Promotion	Chestnut Buildings 100 Sloan Street Lurgan BT66 8NT
Brownlow HSS	1 Legahory Centre Craigavon BT65 5BE
Banbridge HSS	Scarva Street Banbridge BT32 3AD

Contacts for WHSSB Smoking Cessation Services

Service provider	Type of counselling	Available	Contact name(s)	Contact address and phone number
Ulster Cancer Foundation	One to one	9.00 – 5.00pm Wednesday and Fridays	Mary Cruickshank	14/16 The Diamond, L'Derry Tel. 028 71288878 BT48 6HW
Boots The Chemist	One to one counselling	9.00 – 5.00pm	Monica O'Gara	43 – 47 High Street, Omagh BT78 1BA
Quayside Medical Practice	One to one and Group	One to one am	Anne McDaid, Alan Doherty, Catherine Cosgrove	82 – 84 Strand Road, L'derry BT48 7NN
Erne Hospital	One to One	Tuesday 2pm – 5pm (for patients and staff)	Kathleen McManus Laura Finlayson Christine Mitten Barry Keenan	Outpatients Dept, Erne Hospital BT74 6AY
Altnagelvin Hospital	One to One for patients and staff	9.00 – 5.00pm	Mr Alan Doherty	Smoking cessation Counsellor, Altnagelvin Hospital Tel: 028 71345171 BT47 6SB
The Surgery, Maguiresbridge, Co. Fermanagh	Group and one to one	Group in evening one to one in daytime	Grainne O'Reilly Smyth	The Surgery, Maguiresbridge, Co. Fermanagh Tel: 028 67721273 BT94 4PB
Newbuildings Community Centre	One to one and group	Daytime and evening (to be arranged)	Joni Gamble	NCEA, 4 Duncastle Road, Newbuildings, Londonderry BT47 2QS
Carrickmore Health Centre	One to one and group	Monday evenings 7.00 – 8.00pm	Dr. Michael Herron	Carrickmore Health Centre, Carrickmore Tel: 028 80761242 BT79 9 JR
McDaid's Pharmacy	One to one	10.00 – 5.00pm	P.J. McDaid Patricia Quinn	McDaid's Pharmacy 11 Main Street, Dungven Tel: 028 77741288 BT47 6LD

Dr. George and Partners, Lisnaskea Health Centre	One to one	One to one during surgery hours Group – Mondays 8.00pm – 9.30pm	Nurse Mildred Kirkpatrick	Dr. George and Partners Lisnaskea Health Centre Drumhaw, Lisnaskea Tel: 028 67721566 BT92 0JB
The Surgery Erne Drive Ederney	One to one	Surgery during hours	Dr. M. Mellotte Nurse W. Hughes	The Surgery Erne Drive Ederney Co. Fermanagh Tel: 028 68631234 BT93 0EN
Plumbridge Medical Centre	One to one	Mon – Fir 9.00am – 12.00pm	Dr. Hicks Dr. Singh	Plumbridge Medical Centre 41 Main Street Plumbridge, Omagh Tel: 028 81648292 BT79 8DL
Gt. James Street Health Centre	Group	Surgery hours	Teresa Timlin Mary Donnelly	Gt. James St Health Centre Gt. James Street L'Derry Tel: 028 71365177 BT48 7DH
Erne Health Centre	One to one	Surgery hours	Catherine Gunn	Enniskillen 02866327192 BT74 6AY