

Information Release

Department of Health, Social Services and Public Safety

September 2004

Statistics on Smoking Cessation Services in Northern Ireland: 2002/2003

This information release, produced by the Department of Health, Social Services and Public Safety's Regional Information Branch, provides information on smoking cessation services.

Data are included on the monitoring of smoking cessation services in Northern Ireland during the period 1st April 2002 to 31st March 2003.

This report also provides an analysis of data collected in 2002/03 in respect of clients who set a quit date during 2001/02 (52 week follow-up).

Summary

Within Northern Ireland, during the period 1st April 2002 to 31st March 2003:

- 3,791 people set a quit date through the smoking cessation services.
- Of those setting a quit date, the majority (83%) were aged 18-59 years: 1% were under 18, 27% were aged 18-34, 25% were aged 35-44, 31% were aged 45-59, and 14% were aged 60 and over.
- The majority of people received Nicotine Replacement Therapy (NRT) or bupropion (Zyban). 79% of people received NRT only, 5% received bupropion only, and 1% received both NRT and bupropion.
- At the 4 week follow-up 2,344 had successfully quit (based on self-report), 62% of those setting a quit date.
- At the 4 week follow-up, of those who successfully quit (based on self-report), 1,808 had their non-smoking status confirmed by CO validation, 48% of those setting a quit date. However, smoking cessation services did not attempt CO validation on all people who had successfully quit at the 4 week follow-up (based on self-report).

Detailed notes and definitions are shown in the attached Annexes.

Introduction

It is estimated that smoking causes between 2,700 and 3,000 deaths in Northern Ireland each year (DHSSPS, A Five Year Northern Ireland Tobacco Action Plan, 2003). It is the single greatest preventable cause of premature death and avoidable illness. The Five Year Northern Ireland Tobacco Action Plan, published in June 2003, set targets for reducing the prevalence of smoking among adults, pregnant women and young people (aged 11-16). The development of cessation services is a key element of the overall aim to tackle smoking.

The Continuous Household Survey, which biennially includes questions about smoking, showed that, in 2002/03, adult smoking prevalence was 26% (27% males and 26% females). In the same survey, over three quarters (77%) said that they would like to give up smoking. Giving up is not easy because nicotine is highly addictive and repeated quit attempts may be required before total abstinence is achieved.

Background

Smoking cessation services provide a new approach to helping people to quit smoking. They include the provision of **brief opportunistic advice** by a range of health professionals and **specialist services** in appropriate settings. Only the latter are monitored centrally. Both services are defined in **Annex A**.

The Department of Health, Social Services and Public Safety developed monitoring arrangements for smoking cessation services in the four Health & Social Services Boards. Each Health & Social Services Board was required to provide information on a quarterly basis to enable the Department to monitor figures. The central requirements for the monitoring returns are kept to a minimum and are designed to be a subset of the information required locally to monitor and evaluate the service. This bulletin provides an analysis of these monitoring returns.

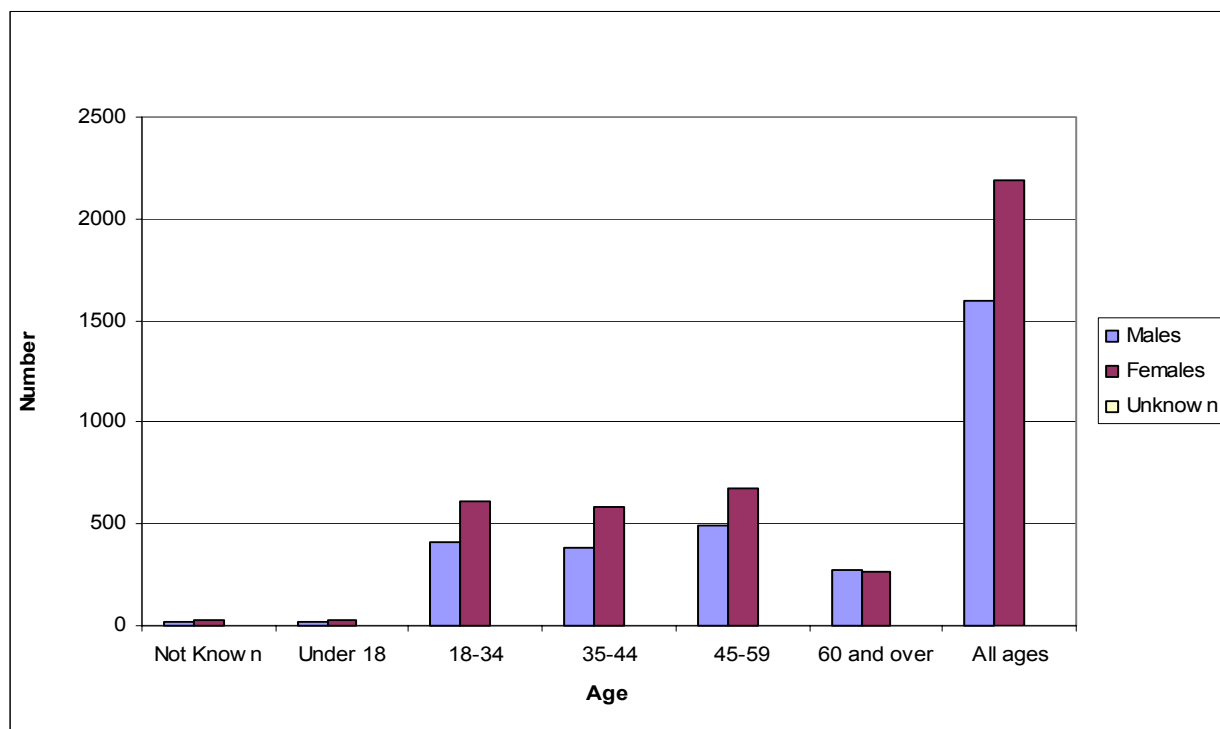
Results

Clients setting a quit date

(Figure 1, Annex C: Tables 1 & 5)

During the period 1st April 2002 to 31st March 2003, a total of 3,791 people set a quit date in smoking cessation services. Over half (58%) were women, although the prevalence of smoking is similar for men (27%) and women (26%). The majority (83%) were aged 18-59 years: 27% were aged 18-34, 25% were aged 35-44, 31% were aged 45-59. At the age extremes, 1% were under 18, and 14% were aged 60 and over.

Figure 1 Numbers setting a quit date by age and gender



Note: Included are three persons with gender unspecified.

Therapeutic Interventions

(Table 4)

The use of supportive drug therapy in the attempt to quit smoking was recorded for each client. Nicotine Replacement Therapy was the most popular choice with 79% of those who set a quit date opting for NRT only. Just 5% received bupropion (Zyban) only while only 1% received both NRT and bupropion either concurrently or consecutively. 10% of those setting a quit date did not receive either medical assistance and 4% of treatment option was unknown.

For the year 2002/03 the number of those who received free prescriptions was recorded for the Eastern and Southern Health & Social Services Boards. In the Eastern Health & Social Services Board 54% of service users were entitled to free prescriptions. Information was not available from pharmacies in North Down & Ards, accounting for 134 of the total setting a quit date. Within the Southern Health & Social Services Board 360 clients (55%) were eligible for free prescriptions.

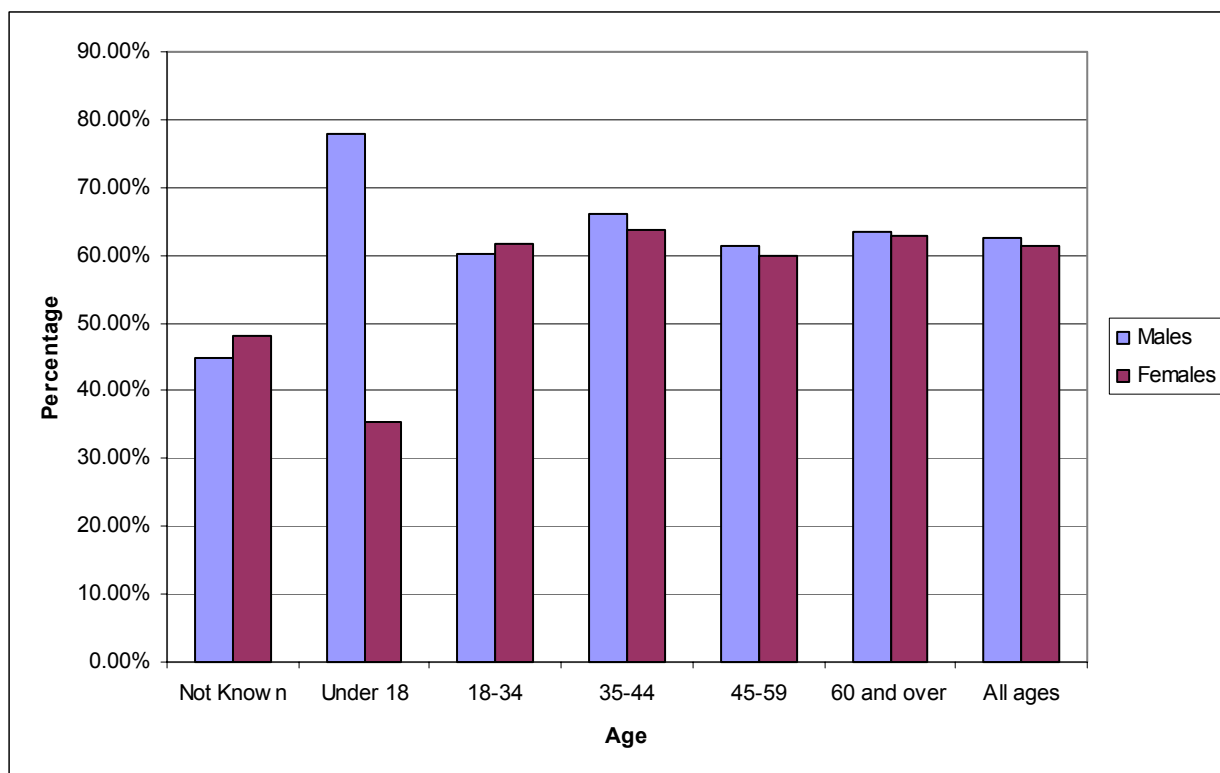
Outcome at 4 week follow-up

(Figure 2, Annex C: Tables 3a,b,and c)

The cessation services were expected to follow up clients to find out their smoking status 4 weeks after the quit date, based on self-report by the client. At 4 weeks a successful quitter was defined as someone who had not smoked over the previous two week period (the first two weeks are ignored to allow for initial lapses).

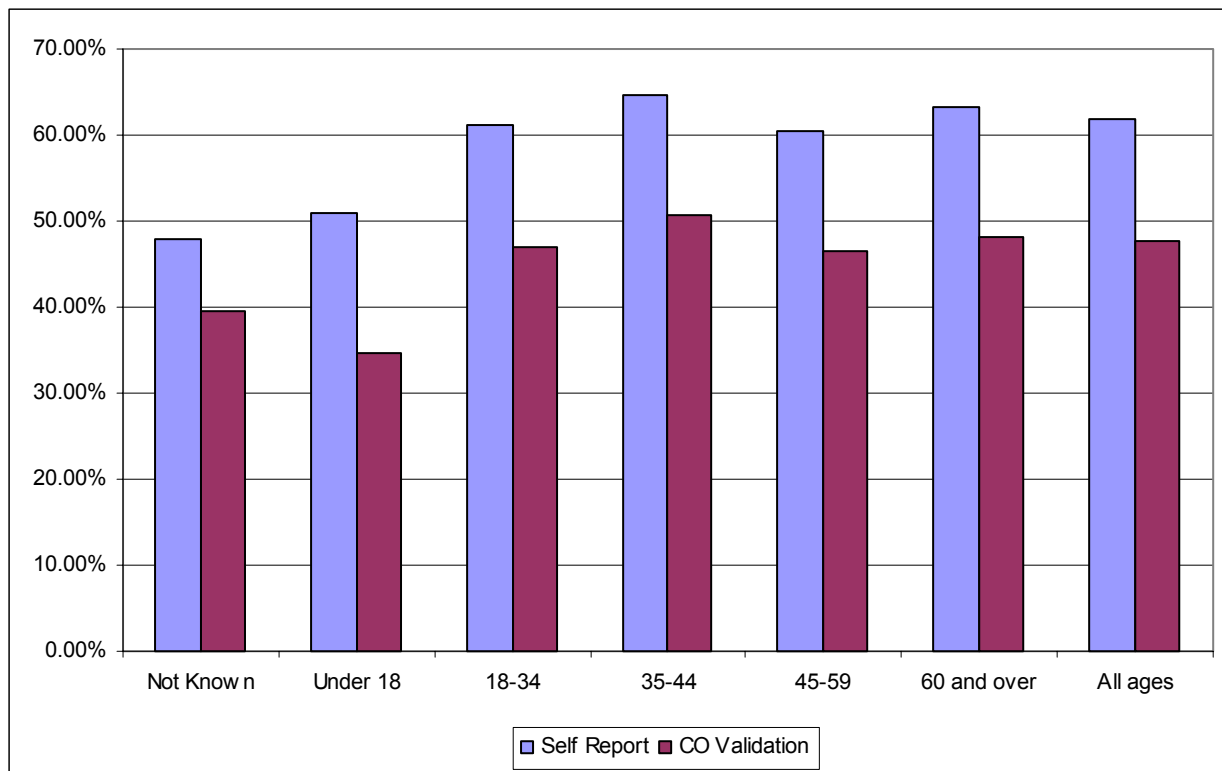
At the 4 week follow-up 62% of all those setting a quit date had successfully quit (based on self-report). Just over a tenth (14%) of all those setting a quit date were unable to be contacted for the follow-up at 4 weeks. In addition specialist services were also asked to confirm non-smoking status by carbon monoxide (CO) validation: 48% of those setting a quit date had their non-smoking status confirmed by CO validation (compared with the 62% for self-report). However, smoking cessation services did not attempt CO validation on all people who had successfully quit at the 4 week follow-up (based on self-report).

Figure 2 Percentage who had successfully quit at 4-week follow-up (self report) by age and gender



In general, success at 4 weeks increased with age, from 51% for the under 18s to 63% for those aged 60 and over based on the self report.

Figure 3 Percentage who had successfully quit at 4 week follow-up (Self report and CO validation) by age.



For CO validation a similar pattern of success at 4 weeks increasing with age emerged, 35% for the under 18s to 48% for the 60 and over age group. The 4-week success rates were the similar for men and women (63% and 61% respectively). The percentage of all those who successfully quit at the 4 week follow-up based on self report and CO validation, peaks at the 35-44 age group, with 65% and 51% respectively.

Quarterly Comparison

(Figures 4, 5 & 6)

During the period 1st April 2002 to 31st March 2003, a total of 3,791 people set a quit date in smoking cessation services. The majority of those setting a quit date during this period was in the fourth quarter, 1st January to 31st March 2003 with 2,399 (63%). 557 (15%) set a quit date in the period 1st April to 30th June 2002, 540 (14%) set a quit date in the period 1st July to 30th September 2002 and 295 (8%) set a quit date in the period 1st October to 31st December 2002.

Figure 4 Numbers of those setting a quit date by quarter

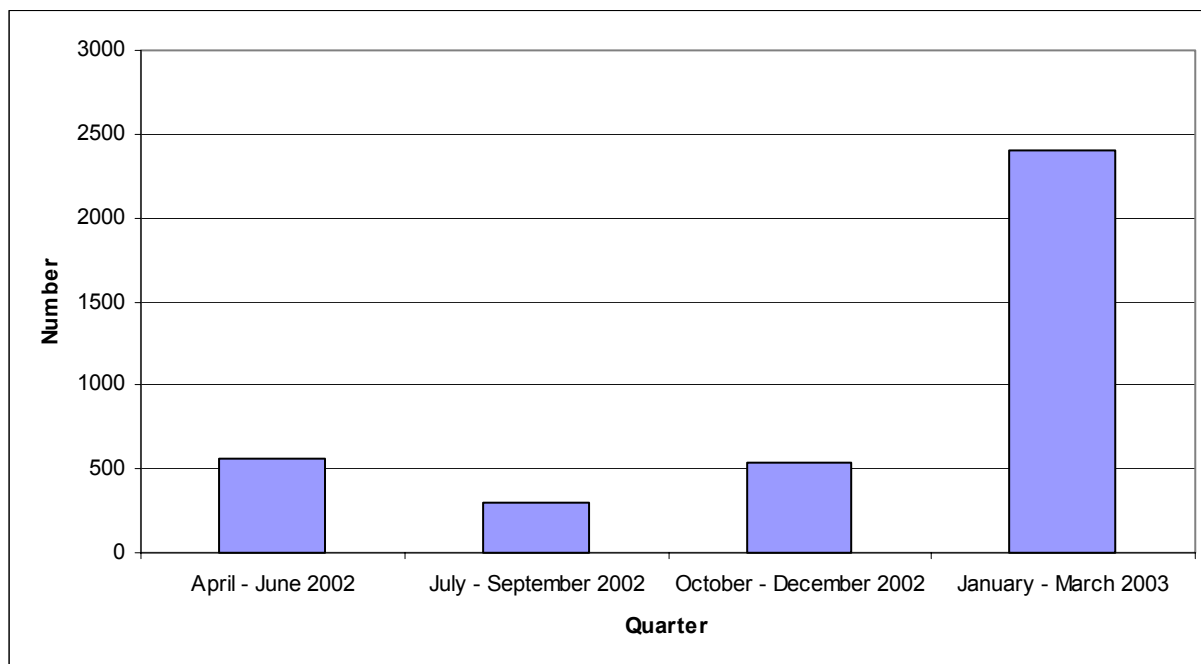
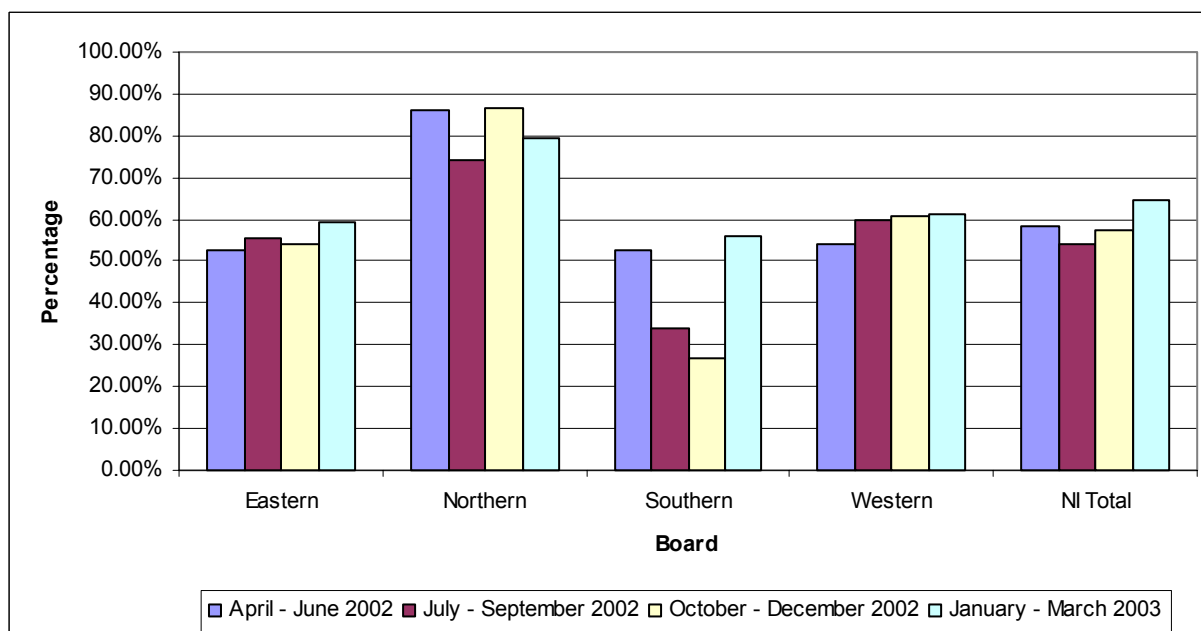
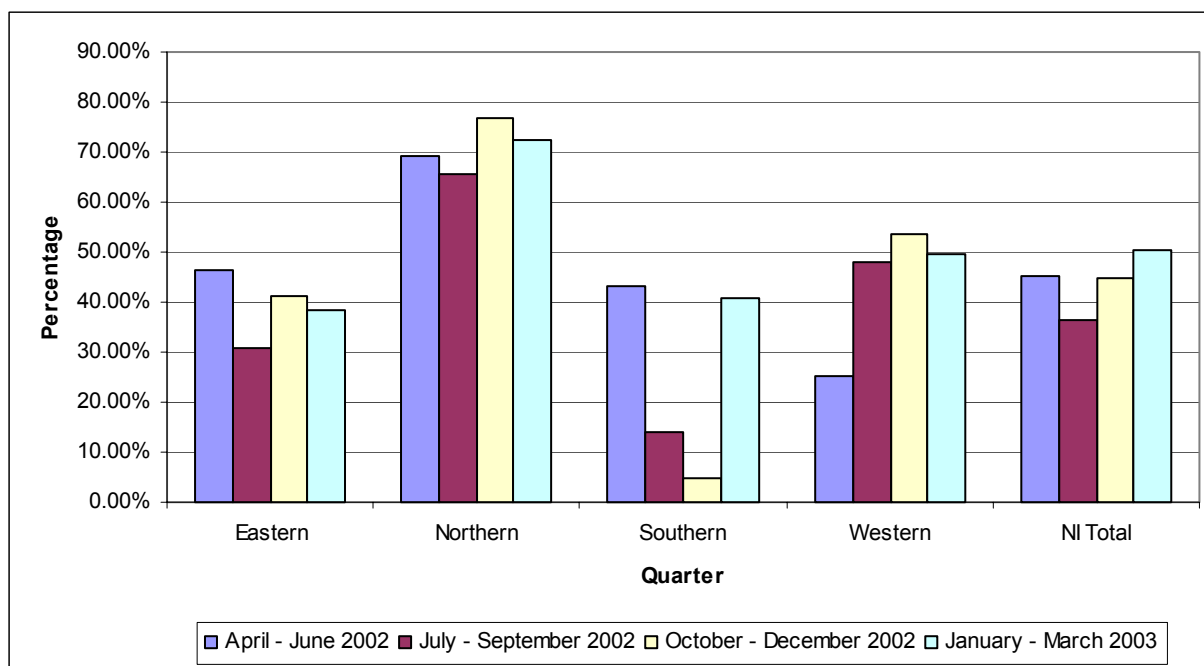


Figure 5 Percentage who had successfully quit at 4 week follow-up (Self report) by board and quarter



For the Northern Ireland total, the most successful quarter of those quitting at the 4 week follow-up based on self report was the 1st January to 31st March quarter, with 1,552 (65%) quitting.

Figure 6 Percentage who had successfully quit at 4 week follow-up (CO validation) by board and quarter



The fourth quarter 1st January to 31st March is the most successful for those quitting at the 4 week follow-up based on CO validation, with 1,206 (50%). For all quarters based on self report and CO validation, NHSSB has the highest percentage of quitters at the 4 week follow-up.

There were fifty-three pregnant women separately identified as setting quit dates through the smoking cessation services. The 4 week quit rate for these women was 49%. Although the number of pregnant women attending the services is quite low, it is important to note that all boards have a range of antenatal clinics, where pregnant women can also get help in giving up smoking. At the moment these services are not monitored and therefore figures are not available.

Health & Social Services Board Comparisons

(Tables 5 to 7)

These tables show data for the four Health & Social Services Board Areas separately (Eastern, Northern, Southern, and Western).

The Eastern Health & Social Services Board accounted for over a third (39%) of those setting a quit date. The Northern Health & Social Services Board had the most successful quit rate at the 4-week follow-up point for both the self-report and CO validation, 80% and 72% respectively for the period 1st April 2002 to 31st March 2003.

Health Groups

(Table 8)

The table shows the number of various health groups involved with the smoking cessation services. Numbers indicate within what health group smoking cessation services are available for each HSSB. Although more than one person may be trained at each provider, it should be noted that other staff in the trusts do provide brief and opportunistic training for health professionals, including nurses, dentists. Also GPs can provide brief intervention, which is generally not recorded.

Outcome at 52 week follow-up (Review of 2001/2002 Quitters)

The cessation services were also expected to follow up clients to find out their smoking status 52 weeks after the quit date, based on self-report by the client. A client should be regarded as a non-smoker at 52 weeks if they have not smoked at any time since two weeks after their original quit date.

Information for 2001/2002 only included data for the quarter 1st January 2002 to 31st March 2002. Information had not been included for the period 1st April 2001 to 31st December 2001 because of practical difficulties in collecting data across all four Boards prior to 1st January 2002.

The Eastern Health & Social Services Board's review of 2001/2002 quitters was produced using a total of 277 people (33% of service users in 2001/02). Of the 184 people contacted who had quit at the 4 week review 2001/02, 82 (45%) reported to be still not smoking.

For the Northern Health & Social Services Board, a total of 133 were successfully followed up. This number represented 15% of those who had attended at a 4 week quit check. Of those who attended a 52 week follow-up, 44% had still quit smoking.

As for the Southern Health & Social Services Board, 65 clients, representing 71% of those who had quit at the 4 week follow-up, were contacted at the 52 week review. Twenty-two (34%) were recorded as still having quit at this 52 week point.

In the Western Health & Social Services Board returns were poor for the 52 week follow-up. Only 85 were received, representing 11% of the total. Twenty-three of these had been recorded as having successfully quit. This represents a quit rate of 27% compared to 55% at the 4 week follow-up.

Comparison with 2001/02

(Tables 9a,b,c)

Information for 2001/02 had not been collected for the period 1st April 2001 to 31st December 2001 because of practical difficulties in collecting data across all four Boards prior to 1st January 2002. Consequently only data from 1st January 2002 to 31st March 2002 is included in the 2001/02 monitoring of smoking cessation services in Northern Ireland report. For comparison purposes the same quarter in 2002/03 is used.

Comparing 2001/02 to 2002/03, over the period 1st January to 31st March, numbers setting a quit date has increased by 283 (13%). The percentage of those quitting at the 4 week follow-up, based

on self report, has increased by 5 percentage points. However, the percentage of those quitting at the 4 week follow-up, based on CO validation, has decreased by 4 percentage points. It is important to note that smoking cessation services did not attempt CO validation on all people who had successfully quit at the 4 week follow-up (based on self-report)

Comparison with England

The report Statistics on smoking cessation services in England, April 2002 to March 2003, states that 234,900 people set a quit date through the smoking cessation services. Of these 53% had successfully quit, based on self report at the 4 week follow-up, while 35% had successfully quit based on CO validation.

Equality Monitoring (Annexe D)

Section 75 of the Northern Ireland Act 1998 requires public bodies, in carrying out their functions, to have due regard to the need to promote equality of opportunity and without prejudice to this, to also have regard to the desirability of promoting good relations. In order to address this obligation the Health and Social Services Boards were requested to undertake equality monitoring with those individuals accessing the services.

Many service users did not complete the equality forms, as they were voluntary. Consequently it is unclear if those who returned their forms accurately reflect all persons who accessed the services.

Smoking cessation services are still relatively new and have not yet rolled out to all areas across Northern Ireland. Consequently the proportions of the equality groupings accessing the services may not reflect the overall proportions in the Northern Ireland population. Indeed there is very little data available about the equality groupings of smokers or those who wish to stop smoking within the Northern Ireland population with which this information can be compared.

Charts showing the information on equality groupings by Health And Social Services Board are provided in Annexe D.

Service Providers and Deprivation Maps (Annexe E)

Maps showing the location of smoking cessation services and deprivation at ward level constructed using the Noble Multiple Deprivation Rank are displayed in Annexe E.

Within this annexe there is also a list of the service providers for each of the four Health & Social Services Boards, as at the time of this report. Smoking Cessation Co-ordinators within the four Health And Social Services Boards are using these to identify gaps in provision and sign-up new service providers.

Future Monitoring

In order to improve data collection across Northern Ireland a revised form is to be issued to all providers of smoking cessation services, for the new financial year 2004/05. Also in conjunction with the revised form, a new web based method of recording is to be piloted by selected

providers within each Health & Social Services Board area. It is hoped that all providers of smoking cessation services will have access to this web based method of recording in the near future.

Editorial notes

For the purpose of clarity, figures are shown in accordance with the Department of Health, Social Services and Public Safety's publication conventions. These are as follows:

- . not applicable
- .. not available
- zero
- 0 less than 0.5

Numbers greater than or equal to 0.5 are rounded to the nearest integer.

Additional Information

It is proposed to update this bulletin annually. Constructive comments on the bulletin would be welcomed. Any questions concerning the data in this publication, or requests for further information on smoking cessation services in Northern Ireland is available from:

Regional Information Branch
Information & Analysis Directorate
Department of Health, Social Services and Public Safety
Castle Buildings
Stormont
BT4 3SQ
Internet address: <http://www.dhsspsni.gov.uk/stats&research/smokingcess.asp>

Information/help on quitting smoking is available from the DHSSPS Smoking Helpline:
Telephone 0800 858585

Annex A

1. Data Quality

There was considerable variation in the speed with which the four Health & Social Services Boards were able to set their data recording routines. The four Health & Social Services Boards were asked to submit data to the Department of Health, Social Services and Public Safety quarterly in 2002/2003, with more detail in an annual return.

Summation of quarterly totals do not equate to the annual totals due to forms generated in the fourth quarter being returned late. Three persons' gender was unidentifiable, therefore totals for males and females do not sum to the total persons setting a quit date.

Varying interpretation of the monitoring guidance led to inconsistency in the return of monitoring forms.

It should be noted that on the Monitoring form Part B (Equality section) that not all the questions were answered by the clients. Some of the figures presented may not add up to 100% due to rounding previously. Action has been taken to improve the quality of the data recorded in the future.

2. Health & Social Services Boards

Within Northern Ireland there are four Health & Social Services Boards, Eastern, Northern, Southern, and Western, each with their own provision of smoking cessation services throughout their health area. The set up of these services and collection of data was sporadic among the four boards.

In January 2000, the Eastern Health & Social Services Board started up their services and began to collect data, regarding the clients using the services, via the monitoring forms. At the same time Causeway clinic services, within the Northern Health & Social Services Board, began to run similar services. The Mid-Ulster pilot scheme followed suit in the summer of 2002. By January 2003 all services in place within the Northern Health & Social Services Board were up and running and collating the returns via the monitoring forms established by DHSSPS. The Western Health & Social Services Board services and data collection began in the first quarter of 2000 (April to June 2000). As for the Southern Health & Social Services Board, a commissioning pilot, for two clinics, was established in January 2002 and by January 2003 all services that were set up were using the monitoring forms.

3. Definitions

Services

- **Brief interventions** by General Practitioners (GPs) and other health professionals. These will be provided in the normal course of the professional's duties rather than comprising a 'new' service, and monitoring information about clients in receipt of such interventions is not therefore required centrally.
- **Specialist smoking cessation clinics/services**, usually clinics, run by smoking cessation specialist(s) who have received training for this role. The clinic/service will be evidence based and offer intensive treatment, usually in the form of one to one or group support over the course of 5 to 6 weeks, including the use of Nicotine Replacement Therapy. Clients may also receive treatment one-to-one if for any reason group sessions are judged not to meet their needs. Such a clinic/service may be situated in a major hospital, although it could be based in a community setting, have outreach clinics or operate on a peripatetic basis.

Quit Date

It is recognised that in certain cases some time may need to be spent with clients before they are ready to set a quit date. However only actual quit attempts are counted for monitoring.

On the basis that the clinical viewpoint tends to be that a client should not be counted as a 'failure' if he/she has smoked in the difficult first days after the quit date, a client is counted as having successfully quit smoking if he/she has not smoked at all since two weeks after the quit date.

Follow-up

The four-week follow-up (and CO validation, if appropriate) must be completed within six weeks of the quit date. Persons not contacted within this time are treated as lost to follow-up for evaluation purposes.

Carbon monoxide (CO) validation

CO monitoring is normally carried out with all clients of the specialist smoking cessation clinics/services who self report as not having smoked since two weeks after the quit date, at both the four week and fifty-two week points.

Fifty-two week follow-up

All clients of the specialist clinics/services who self reported as having quit smoking at the 4 week follow-up should be followed-up again at 52 weeks, and their smoking status validated by CO monitoring.

Noble Multiple Deprivation Rank by Ward

Noble's 'Northern Ireland Multiple Deprivation Measure 2002' was used to indicate the level of deprivation in each ward. Noble ranks the 566 wards in Northern Ireland from 1 (the most deprived) to 566 (the least deprived). The Multiple Deprivation Measure was constructed by combining the seven transformed domain scores, using the following weights:

- * Income (25%)
- * Employment (25%)
- * Health Deprivation and Disability (15%)
- * Education, Skills and Training (15%)
- * Geographical Access to Services (10%)
- * Social Environment (5%)
- * Housing Stress (5%)

The Measures are presented for 1984 ward boundaries, which were in existence at the time of the 1991 Census of Population.

Annex B: Bibliography

1. Department of Health. *Smoking Kills: a white paper on tobacco*. London: The Stationery Office, 1998 (Cm.4177).
2. Department of Health, Social Services and Public Safety. *A five-year tobacco action plan*. Northern Ireland, 2003.
3. Department of Health. *Statistics on smoking cessation services in the Health Action Zones in England, January 1999 to March 2000*. London: Department of Health, 2000. (Press Release: 2000/0473:7th August 2000). Available from the Internet at URL: <http://www.doh.gov.uk/public/sb0105.htm>
4. Department of Health. *Statistics on Smoking Cessation Services in Health Authorities: England, April 2001 to March 2002*. London: Department of Health, 2002. (Press Release: 2002/0345: 8th August 2002). Available from the Internet at URL: <http://info.doh.gov.uk/doh/intpres.nsf/page/2002-0345?OpenDocument>.
5. Department of Health. *Statistics on Smoking Cessation Services in England, April 2000 to March 2001*. London: Department of Health, 2001. Available from the Internet at URL: <http://www.info.doh.gov/intpress.nsf/page/2001-0596?OpenDocument>.
6. Department of Health. *Statistics on Smoking Cessation Services in England, April to June 2001*. Available from the Internet at URL: <http://www.doh.gov.uk/public/smoking/april/01.htm>.
7. Department of Health. *Statistics on Smoking Cessation Services in England, April 2001 to March 2002*. London: Department of Health, 2002. Available from the Internet at URL: <http://www.doh.gov.uk/pubic/sb0225.htm>.
8. Department of Health. *Statistics on Smoking Cessation Services in England, April 2002 to March 2003*. London: Department of Health, 2003. Available from the Internet: <http://www.doh.gov.uk/public/sb0325.htm>
9. Department of Health. *Statistics on Smoking: England, 2003*. Department of Health, 2003. Available from the Internet: http://www.doh.gov.uk/public/work_public_health.htm#SDD

Annex C: Reference Tables

Tables showing total figures for all Health & Social Services Boards

Table 1	People setting a quit date during the period 1 st April 2002 to 31 st March 2003 by age group and gender
Table 2	People setting a quit date during the period 1 st April 2002 to 31 st March 2003 by ethnic group and gender
Table 3a	Outcome at 4 weeks of people setting a quit date in the period 1 st April 2002 to 31 st March 2003 by age
Table 3b	Outcome at 4 weeks of males setting a quit date in the period 1 st April 2002 to 31 st March 2003 by age
Table 3c	Outcome at 4 weeks of females setting a quit date in the period 1 st April 2002 to 31 st March 2003 by age
Table 4	People who set a quit date and who received Nicotine Replacement Therapy (NRT) only, bupropion (Zyban) only, both or neither, all ages.

Tables showing figures for each Health & Social Services Board separately

Table 5	People setting a quit date in the period 1st April 2002 to 31st March 2003, by gender and age group.
Table 6	Outcome at 4 weeks, based on self report and Carbon Monoxide (CO) validation, of people setting a quit date by Health & Social Services Board.
Table 7	People who set a quit date and who received Nicotine Replacement Therapy (NRT) only, bupropion (Zyban) only, both or neither, all ages.
Table 8	Health Groups involved in smoking cessation services as at September 2003.

Tables showing comparisons of figures over the period 1st January to 31st March for 2001/02 and 2002/03

Table 9a	Comparison of Key Statistics over the period 1 st January to 31 st March for 2001/02 and 2002/03
Table 9b	Comparison of Age Groups percentages over the period 1 st January to 31 st March for 2001/02 and 2002/03
Table 9c	Comparison of Therapeutic Intervention percentages over the period 1 st January to 31 st March for 2001/02 and 2002/03

Table 1. People setting a quit date during the period 1st April 2002 to 31st March 2003 by age group and gender

	Numbers	Percentage
Persons		
All ages	3791	100.00%
Unknown	48	1.27%
Under 18	49	1.29%
18 – 34	1024	27.01%
35 – 44	964	25.43%
45 - 59	1163	30.68%
60 and over	543	14.32%
Males		
All ages	1601	100.00%
Unknown	20	1.25%
Under 18	18	1.12%
18 – 34	415	25.92%
35 – 44	382	23.86%
45 - 59	490	30.61%
60 and over	276	17.24%
Females		
All ages	2187	100.00%
Unknown	27	1.23%
Under 18	31	1.42%
18 – 34	609	27.85%
35 – 44	582	26.61%
45 - 59	671	30.68%
60 and over	267	12.21%

Notes:

1. Age group is based on age at quit date.
2. Total for All Ages includes three unknown genders. Consequently totals for Males and Females will not tally with this total.

Table 2. People setting a quit date during the period 1st April 2002 to 31st March 2003 by ethnic group and gender

Ethnic Group and Gender	Percentage (%)
Persons	
Total	100.00%
White	88.23%
Chinese	0.11%
Irish Traveller	0.17%
Indian	0.06%
Black Other	0.06%
Other Ethnic Group	0.06%
Refuses/Not Known	11.33%
Males	
Total	100.00%
White	86.55%
Chinese	0.13%
Irish Traveller	0.38%
Indian	0.13%
Other Ethnic Group	0.13%
Refuses/Not Known	12.69%
Females	
Total	100.00%
White	89.51%
Chinese	0.10%
Black Other	0.10%
Other Ethnic Group	0.00%
Refuses/Not Known	10.29%

Table 3a. Outcome at 4 weeks of people setting a quit date in the period 1st April 2002 to 31st March 2003 by age

	All ages	Not Known	Under 18	18-34	35-44	45-59	60 and over
Total no. setting quit date in the quarter	3791	48	49	1024	964	1163	543
Number who had successfully quit at 4 week follow-up (self report)	2344	23	25	626	623	704	343
Percentage who had successfully quit at 4 week follow-up based on self report	61.83%	47.92%	51.02%	61.13%	64.63%	60.53%	63.17%
No. who had not quit at 4 week follow-up (self report)	905	15	22	252	203	272	141
Percentage who had not quit at 4 week follow-up (self report)	23.87%	31.25%	44.90%	24.61%	21.06%	23.39%	25.97%
No. not known/ lost to follow-up	542	10	2	146	138	186	60
Percentage not known/ lost to follow up	14.30%	20.83%	4.08%	14.26%	14.32%	15.99%	11.05%
No. who had successfully quit at 4 week follow-up (self report), where non-smoking status confirmed by CO validation	1808	19	17	482	488	541	261
Percentage who had successfully quit at where non-smoking status confirmed by CO validation	47.69%	39.58%	34.69%	47.07%	50.62%	46.52%	48.07%

Note.

1. A client is counted as having successfully quit smoking at the 4-week follow-up if he/she has not smoked at all since two weeks after the quit date. The figures presented here are based on self-report of smoking status by the client at the 4 week follow-up.
2. The above figures include fifty-three pregnant women setting a quit date, of whom twenty six (49%) had successfully quit (based on self-report) at the 4 week follow-up.
3. Carbon Monoxide (CO) validation measures the level of carbon monoxide in the bloodstream and provides an indication on the level of use of tobacco. CO monitoring is offered to clients as a tool to aid smoking cessation.
4. It is generally accepted that it is good practice to carry out CO monitoring due to its usefulness as a motivational tool for clients. However, smoking cessation services did not attempt CO validation on all people who had successfully quit at the 4 week follow-up (self-report).

Table 3b. Outcome at 4 weeks of males setting a quit date in the period 1st April 2002 to 31st March 2003 by age

	All ages	Not Known	Under 18	18-34	35-44	45-59	60 and over
Total no. setting quit date in the quarter	1601	20	18	415	382	490	276
Number who had successfully quit at 4 week follow-up (self report)	1001	9	14	250	252	301	175
Percentage who had successfully quit at 4 week follow-up based on self report	62.52%	45.00%	77.78%	60.24%	65.97%	61.43%	63.41%
No. who had not quit at 4 week follow-up (self report)	356	6	4	96	71	106	73
Percentage who had not quit at 4 week follow-up (self report)	22.24%	30.00%	22.22%	23.13%	18.59%	21.63%	26.45%
No. not known/ lost to follow-up	244	5	0	69	59	83	28
Percentage not known/ lost to follow up	15.24%	25.00%	0.00%	16.63%	15.45%	16.94%	10.14%
No. who had successfully quit at 4 week follow-up (self report), where non-smoking status confirmed by CO validation	756	7	8	189	192	225	135
Percentage who had successfully quit at where non-smoking status confirmed by CO validation	47.22%	35.00%	44.44%	45.54%	50.26%	45.92%	48.91%

Note.

1. A client is counted as having successfully quit smoking at the 4 week follow-up if he/she has not smoked at all since two weeks after the quit date. The figures presented here are based on self-report of smoking status by the client at the 4 week follow-up.
2. Carbon Monoxide (CO) validation measures the level of carbon monoxide in the bloodstream and provides an indication on the level of use of tobacco. CO monitoring is offered to clients as a tool to aid smoking cessation.
3. It is generally accepted that it is good practice to carry out CO monitoring due to its usefulness as a motivational tool for clients. However, smoking cessation services did not attempt CO validation on all people who had successfully quit at the 4 week follow-up (self-report).

Table 3c. Outcome at 4 weeks of females setting a quit date in the period 1st April 2002 to 31st March 2003 by age.

	All ages	Not Known	Under 18	18-34	35-44	45-59	60 and over
Total no. setting quit date in the quarter	2187	27	31	609	582	671	267
Number who had successfully quit at 4 week follow-up (self report)	1340	13	11	376	371	401	168
Percentage who had successfully quit at 4 week follow-up based on self report	61.27%	48.15%	35.48%	61.74%	63.75%	59.76%	62.92%
No. who had not quit at 4 week follow-up (self report)	549	9	18	156	132	166	68
Percentage who had not quit at 4 week follow-up (self report)	25.10%	33.33%	58.06%	25.62%	22.68%	24.74%	25.47%
No. not known/ lost to follow-up	298	5	2	77	79	103	32
Percentage not known/ lost to follow up	13.63%	18.52%	6.45%	12.64%	13.57%	15.35%	11.99%
No. who had successfully quit at 4 week follow-up (self report), where non-smoking status confirmed by CO validation	1049	11	9	293	296	314	126
Percentage who had successfully quit at where non-smoking status confirmed by CO validation	47.97%	40.74%	29.03%	48.11%	50.86%	46.80%	47.19%

Note.

1. A client is counted as having successfully quit smoking at the 4 week follow-up if he/she has not smoked at all since two weeks after the quit date. The figures presented here are based on self-report of smoking status by the client at the 4 week follow-up.
2. The above figures include fifty-three pregnant women setting a quit date, of whom twenty six (49%) had successfully quit (based on self-report) at the 4-week follow-up.
3. Carbon Monoxide (CO) validation measures the level of carbon monoxide in the bloodstream and provides an indication on the level of use of tobacco. CO monitoring is offered to clients as a tool to aid smoking cessation.
4. It is generally accepted that it is good practice to carry out CO monitoring due to its usefulness as a motivational tool for clients. However, smoking cessation services did not attempt CO validation on all people who had successfully quit at the 4 week follow-up (self-report).

Table 4. People who set a quit date and who received Nicotine Replacement Therapy (NRT) only, bupropion (Zyban) only, both or neither, for all ages.

Total	All ages	Percentage
No. who received NRT only	3008	79.35%
No. who received bupropion (Zyban) only	172	4.54%
No. who received both NRT and bupropion (Zyban) either concurrently or consecutively	56	1.48%
No. who did not receive either NRT or bupropion (Zyban)	391	10.31%
No. where treatment option not known	164	4.33%
Total no. of people setting quit date during the quarter	3791	100.00%

Notes:

1. 'Received' means obtained by prescription, purchase or supply free of charge.
2. A client is counted as 'treatment option not known' if he/she is lost to follow-up at 4 weeks and it is not known if they received NRT and/or bupropion.
3. NRT became available on NHS prescription in January 2002; previously NRT was available through the smoking cessation services on a voucher scheme.

Table 5. People setting a quit date in the period 1st April 2002 to 31st March 2003, by gender and age group

	Number of people setting a quit date	% men	% women	% under age 18	% aged 18-59	% aged 60 and over
Total, all Health & Social Services Boards	3791	42.23%	57.69%	1.29%	83.12%	14.32%
EHSSB	1479	39.76%	60.04%	0.74%	84.11%	14.27%
NHSSB	896	44.31%	55.69%	1.00%	84.04%	14.06%
SHSSB	668	44.16%	55.84%	2.84%	77.25%	17.51%
WHSSB	748	42.91%	57.09%	1.34%	85.29%	11.90%

Notes:

1. Age group is based on age at quit date.

Table 6. Outcome at 4 weeks, based on self-report and Carbon Monoxide (CO) validation, of people setting a quit date by Health & Social Services Board

	Number of people setting a quit date	% successfully quit (self-report)	% Successfully quit (CO validation)	% lost to follow-up
Total, all Health & Social Services Boards	3791	61.83%	47.69%	14.31%
EHSSB	1479	57.20%	39.82%	17.01%
NHSSB	896	80.47%	72.32%	5.69%
SHSSB	668	49.40%	33.53%	25.90%
WHSSB	748	59.76%	46.39%	8.96%

Note.

1. A client is counted as having successfully quit smoking at the 4 week follow-up if he/she has not smoked at all since two weeks after the quit date. The figures presented here are based on self-report of smoking status by the client at the 4 week follow-up.
2. The above figures include fifty-three pregnant women setting a quit date, of whom twenty six (49%) had successfully quit (based on self-report) at the 4 week follow-up.
3. Carbon Monoxide (CO) validation measures the level of carbon monoxide in the bloodstream and provides an indication on the level of use of tobacco. CO monitoring is offered to clients as a tool to aid smoking cessation.
4. It is generally accepted that it is good practice to carry out CO monitoring due to its usefulness as a motivational tool for clients. However, smoking cessation services did not attempt CO validation on all people who had successfully quit at the 4 week follow-up (self-report).

Table 7. People who set a quit date and who received Nicotine Replacement Therapy (NRT) only, bupropion (Zyban) only, both or neither, for all ages

Total	EHSSB		NHSSB		SHSSB		WHSSB	
	All ages	%	All ages	%	All ages	%	All ages	%
No. who received NRT only	1286	86.95%	721	80.47%	452	67.66%	549	73.40%
No. who received bupropion (Zyban) only	69	4.67%	49	5.47%	15	2.25%	39	5.21%
No. who received both NRT and bupropion (Zyban) either concurrently or consecutively	26	1.76%	7	0.78%	0	0.00%	23	3.07%
No. who did not receive either NRT or bupropion (Zyban)	97	6.56%	71	7.92%	113	16.92%	110	14.71%
No. where treatment option not known	1	0.07%	48	5.36%	88	1.50%	27	0.53%
Total no. of people setting quit date during the quarter	1479	100.00%	896	100.00%	668	100.00%	748	100.00%

Notes:

1. 'Received' means obtained by prescription, purchase or supply free of charge.
2. A client is counted as 'treatment option not known' if he/she is lost to follow-up at 4 weeks and it is not known if they received NRT and/or bupropion.
3. NRT became available on NHS prescription in January 2002; previously NRT was available through the smoking cessation services on a voucher scheme.

Table 8. Health Groups involved in smoking cessation services as at September 2003

HEALTH GROUP	EHSSB	NHSSB	SHSSB	WHSSB	TOTAL
GP Practice	27	55	3	13	98
Pharmacies	46	40	12	5	103
Acute Hospitals	3	-	5	2	10
Schools	-	-	10	-	10
Community & Voluntary Organisations	4	8	4	4	20

Notes:

1. Numbers indicate within what health group smoking cessation services are available for each HSSB, although more than one person may be trained at each provider.

Table 9a. Comparison of Key Statistics over the period 1st January to 31st March for 2001/02 and 2002/03

Key Statistics	Year	
	2001/02	2002/03
Numbers setting a quit date	2116	2399
Numbers quit at 4 weeks (Self Report)	1226	1373
Percentage quit at 4 weeks (Self Report)	58%	63%
Numbers quit at 4 weeks (CO Validation)	1002	1041
Percentage quit at 4 weeks (CO Validation)	47%	43%

Table 9b. Comparison of Age Groups percentages over the period 1st January to 31st March for 2001/02 and 2002/03

Year	Age Groups				
	Under 18	18 - 34	35 - 44	45 - 59	60 and over
2001/02	1%	29%	27%	29%	13%
2002/03	2%	28%	27%	29%	13%

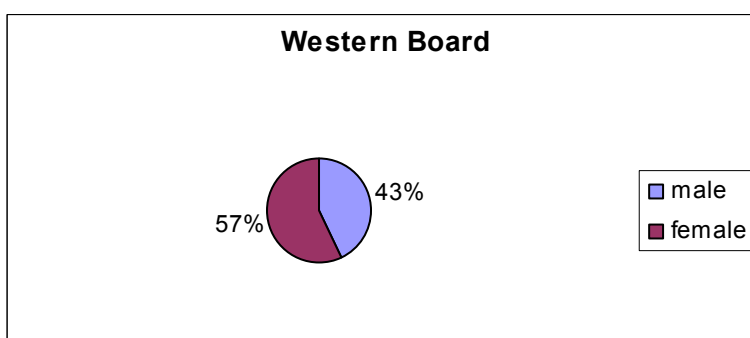
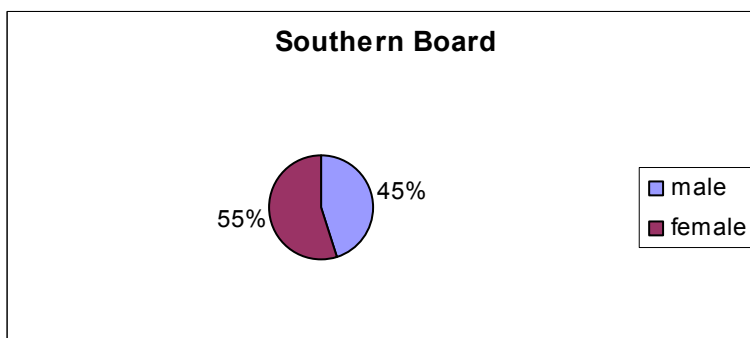
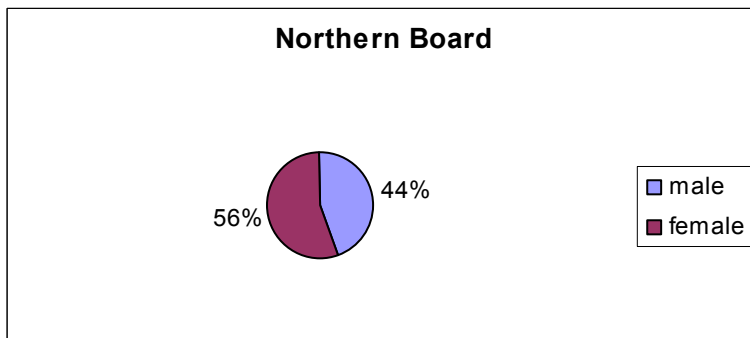
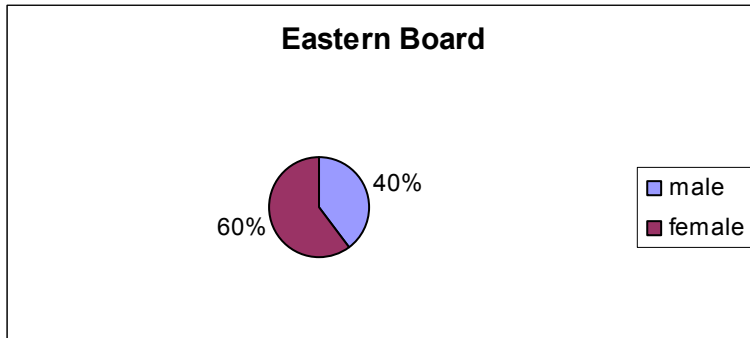
Table 9c. Comparison of Therapeutic Intervention percentages over the period 1st January to 31st March for 2001/02 and 2002/03

Year	Therapeutic Intervention			
	NRT only	Zyban only	Both	Neither/Not Known
2001/02	73%	2%	1%	24%
2002/03	74%	2%	1%	23%

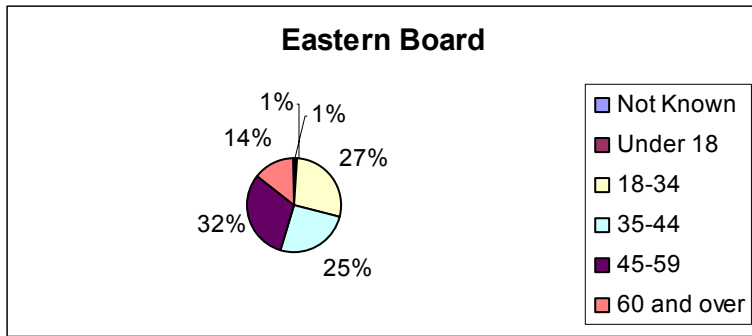
Annex D: Equality Monitoring

Section 75 of the Northern Ireland Act 1998 requires public bodies, in carrying out their functions, to have due regard to the need to promote equality of opportunity and without prejudice to this, to also have regard to the desirability of promoting good relations. In order to address this obligation the Health and Social Services Boards were requested to undertake equality monitoring with those individuals accessing the services.

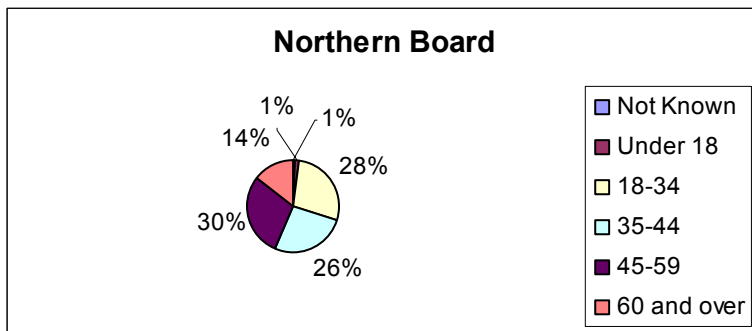
Gender:



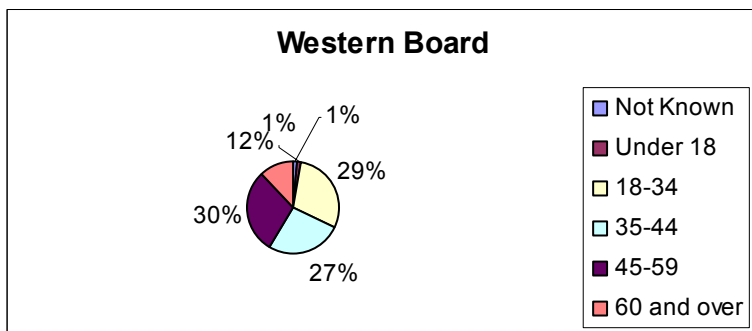
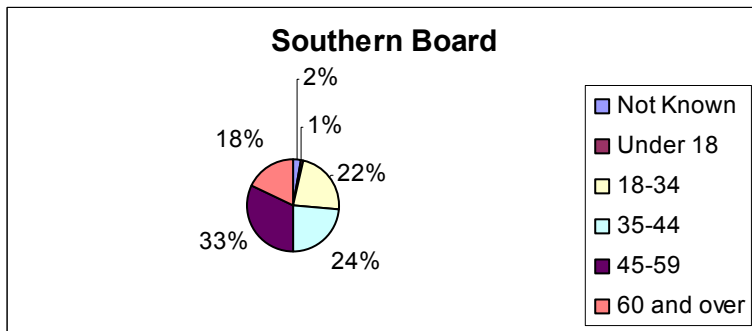
Age:



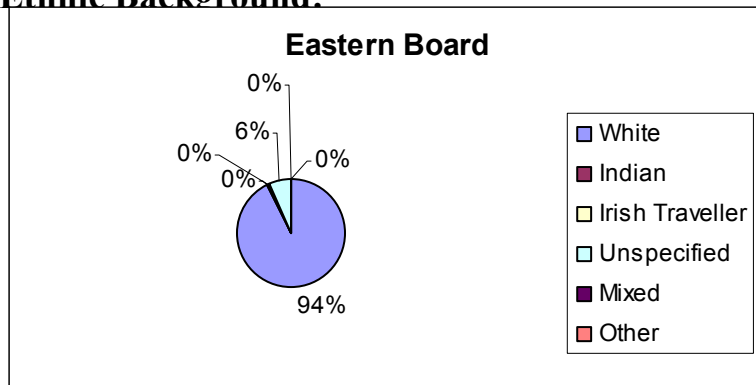
Not Known and Under 18 are both 1%.



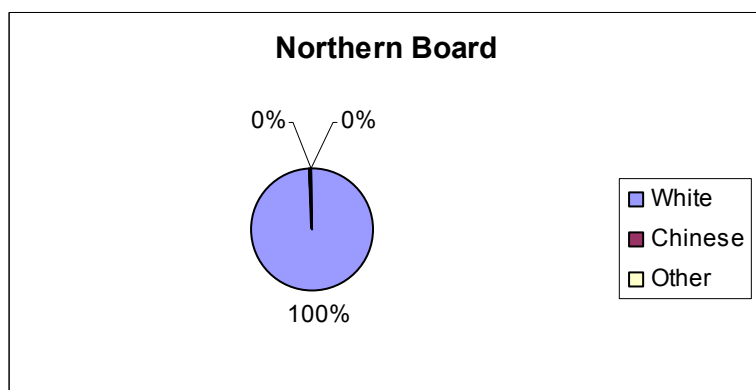
Not Known and Under 18 are both 1%.



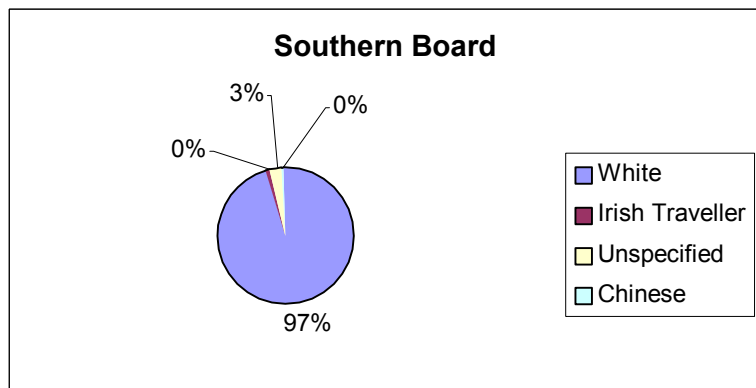
Ethnic Background:



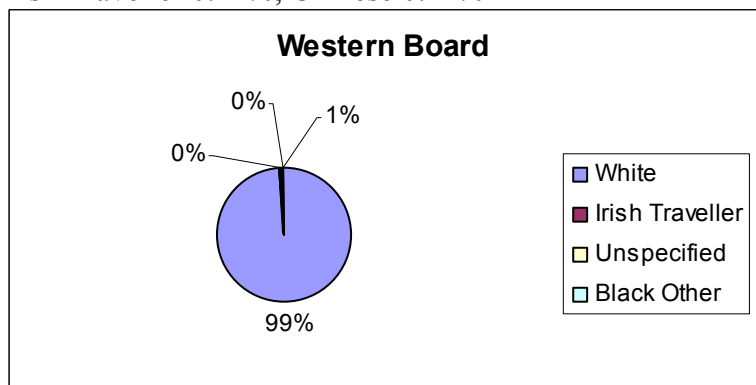
Indian 0.11%; Irish Traveller 0.44%; Mixed 0.11%; Other 0.22%



Chinese 0.17%; Other 0.17%

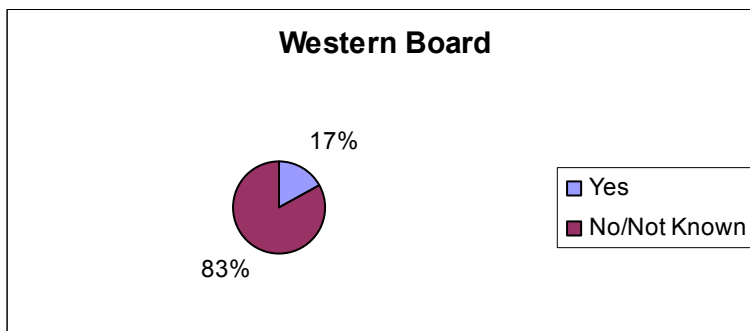
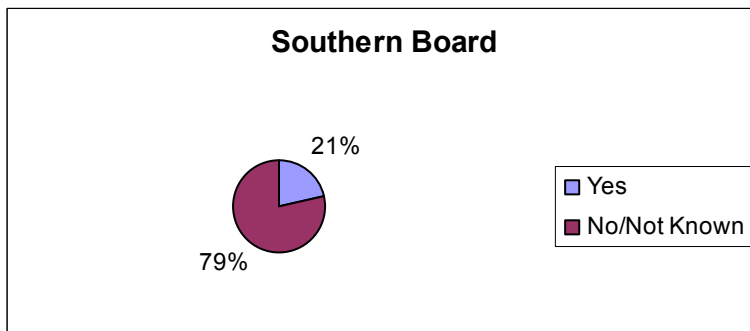
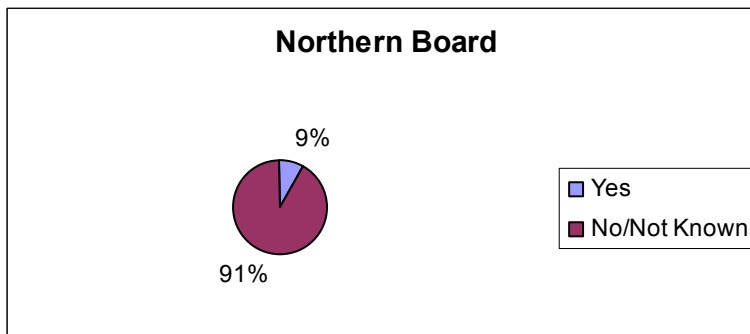
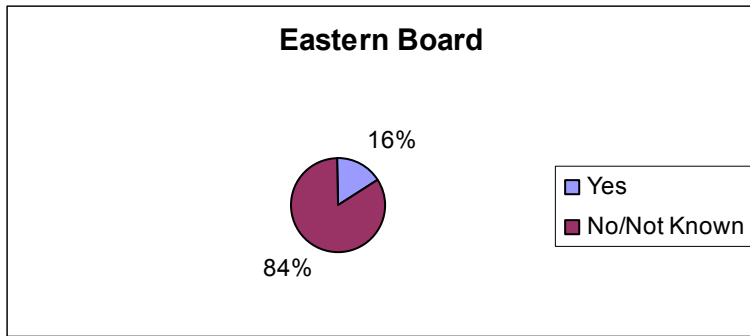


Irish Traveller 0.42%; Chinese 0.42%

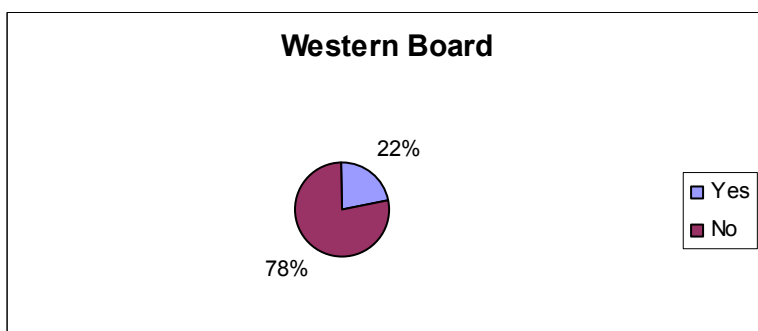
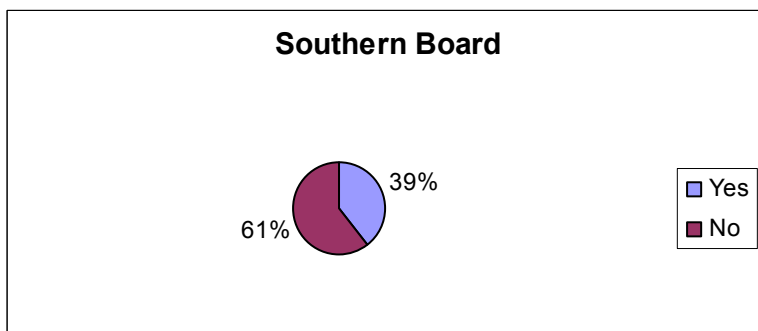
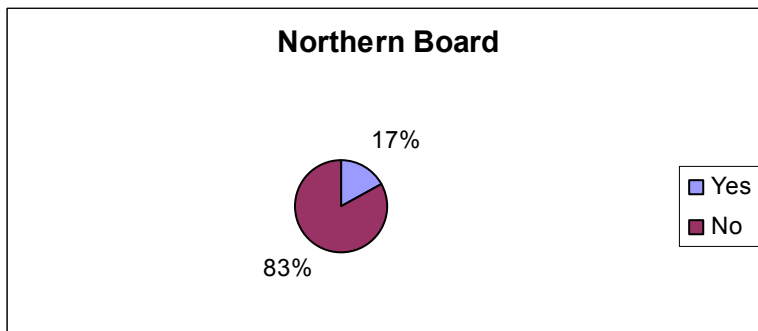
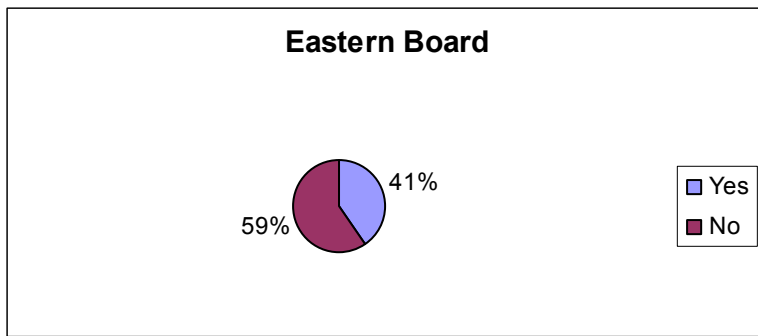


Irish Traveller 0.18%; Black Other 0.18%

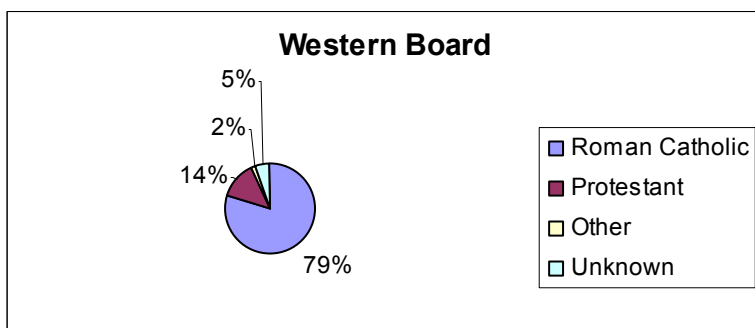
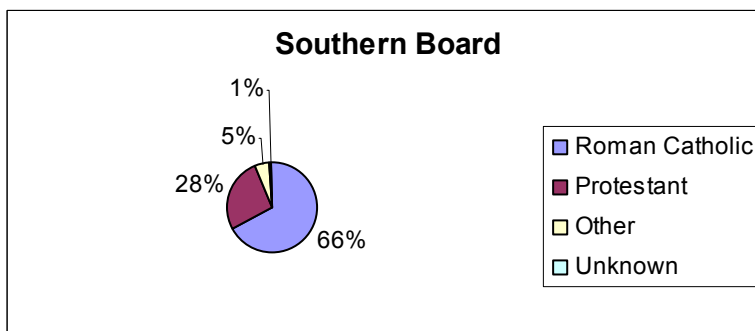
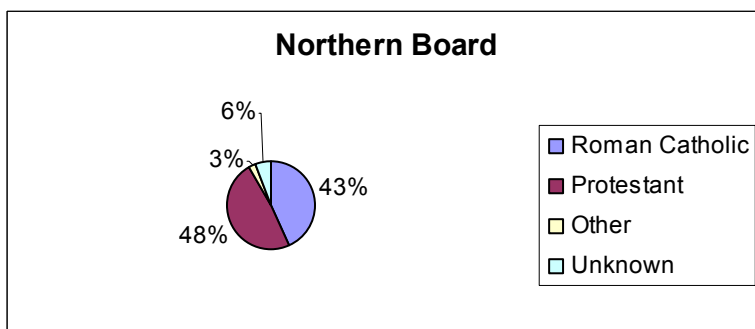
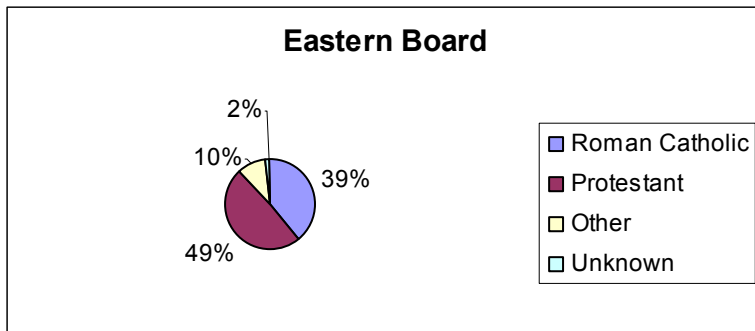
Disability (Self Report):



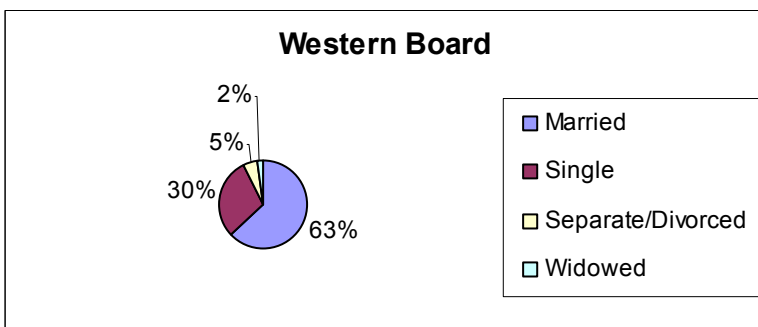
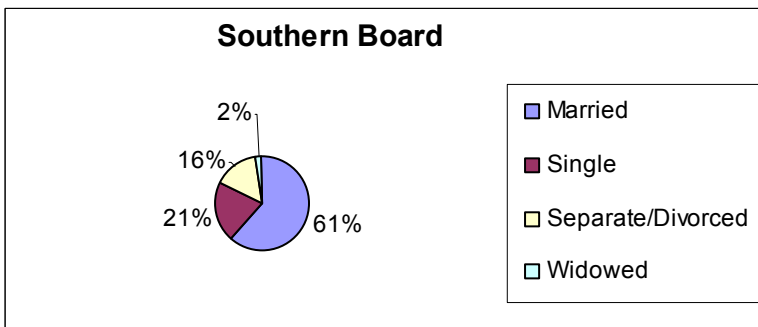
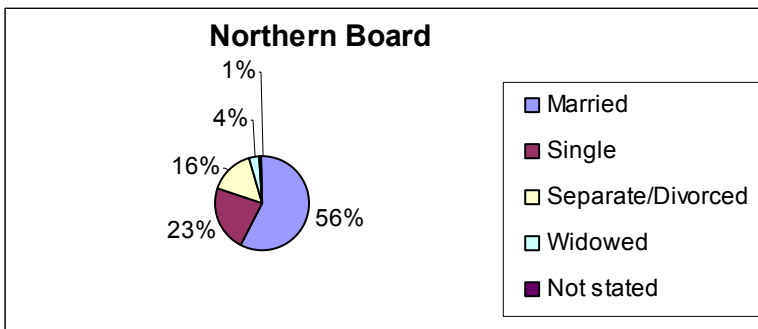
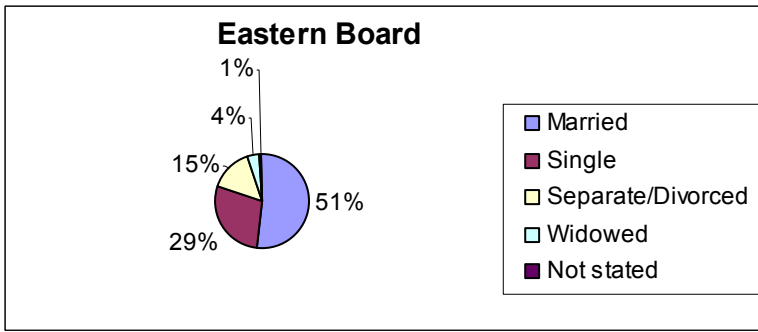
Dependants:



Community Background:



Marital Status:



Annex E: Specialist Smoking Cessation Service Providers

EHSSB:

Down Lisburn Trust (Including Donard Commissioning Pilot)	Telephone
Aghalee Pharmacy, 8E Lurgan Road, Aghalee, Craigavon, BT67 0DD	9265 0000
Baird's Pharmacy, 16 Market Square, Lisburn, BT28 1AG	9266 2118
Baird's Pharmacy, 21 Sloan Street, Lisburn, BT27 5AG	9266 4054
Baird's Pharmacy, 3 Market Lane, Lisburn, BT28 1YG	9260 2666
Baird's Pharmacy, 99 Knockmore Road, Ballymacoss, Lisburn, BT28 2EA	9260 3480
Boots the Chemist Ltd, 57 Bow Street, Lisburn, BT28 1BJ	9266 2193
Dundrum Surgery, 14 Church View, Dundrum, BT33 0NA	4375 1267
Elaine Jackson, Respiratory Nurse, South Wing, Lagan Valley Hospital, Hillsborough Road, BT28 1JP	9266 5141 Extn: 2660
Hilden Pharmacy, 56-58 Grand Street, Lisburn, BT27 4UD	9260 3673
Knockmore Pharmacy, 4 Knockmore Square, Lisburn, BT28 1SZ	9266 4737
Maghaberry Pharmacy, Unit 3 Maghaberry Road, Maghaberry, Moira, BT67 0JF	9261 9259
Ormeau Park Pharmacy, 279 Ormeau Road, Belfast, BT7 3GG	
Patterson's Chemist, 11 Ballynahinch Street, Hillsborough, BT26 6AR	9268 2963
Pond Park Pharmacy, 2A Ballymacash Road, Lisburn, BT28 3DR	9262 9925
Stream St Surgery, 40 Stream St, Downpatrick, BT30 6DE	4461 3029
The Surgery, Causeway Place, Newcastle, BT33 0DN	4372 2252 4372 3438
Warnock's Pharmacy, 6 Market Lane, Lisburn, BT28 1YG	9266 4665

North & West Belfast	Telephone
Antrim Road Medical Centre, Drs Peter, MacSorley, Corrigan, 515 Antrim Road, Belfast, T15 3BS	9077 6600
Ardoyne Community Healthcare Centre, Ardoyne Avenue, Belfast, BT14 7DA	9075 6638
Ballygomartin Surgery, 17 Ballygomartin Road, Belfast, BT13 3BW	9071 6333
Campbell's Dispensary Ltd, 461 Springfield Road, Belfast, BT12 7DN	9032 6866
Carrick Hill Medical Centre, 1 Carrick Hill, Belfast, BT1 2JR	9024 3973
Clifton Street Surgery, 15-17 Clifton Street, Belfast, BT13 1AD	9032 2330
Crillys Chemist, 11 Springfield Road, Belfast, BT12 7AB	9032 4144
Crossin Chemist, 267 Antrim Road, Belfast, BT15 2GZ	9035 1084
Falls Family Doctors, 115-117A Falls Road, Belfast, BT12 6AA	9032 1009
Grosvenor Road Surgery, 216 Grosvenor Road, Belfast, BT12 5LT	9032 0777
Kensington Medical Centre, Dr Hamilton Practice, 15A Donegall Road, Belfast, BT12 5JJ	9032 5679
Lowwood Pharmacy, 454 Shore Road, Belfast, BT15 4HD	
McDowell's Pharmacy, 385 Donegall Road, Belfast, BT12 6FQ	9032 3567
Skegoneil Health Centre, 195 Skegoneil Avenue, Belfast, BT15 3LL	9077 2471
T.A. Maguire Pharmacy, 3 Beechmount Avenue, Belfast, BT12 7NA	9032 0590
T.A. Maguire Pharmacy, 505 Falls Road, Belfast	9032 7140

South & East Belfast	Telephone
Carryduff Pharmacy, A G Newberry Ltd, Hillsborough Road, Belfast, BT8 8HR	9081 2405
Carryduff Surgery, Hillsborough Road, Carryduff, BT8 8HR	9081 2211
Dunluce Health Centre, Dr Guy Practice, 1 Dunluce Avenue, Belfast, BT9 7HR	9020 4216
Dunluce Health Centre, Dr Jones Practice, 1 Dunluce Avenue, Belfast, BT9 7HR	9020 4218
Dunluce Health Centre, Dr Rodrigues Practice, 1 Dunluce Avenue, Belfast, BT9 7HR	9020 4263
Gordon's Chemist, 35-45 Castlereagh Road, Belfast, BT5 5FB	9045 7852
Gordon's Chemists, 13 Greenway, Cregagh, Belfast, BT6 0DT	9040 1023
Hollywood Arches, Westminster Avenue, Belfast, BT4 1NS	9056 3409
Hollywood Arches, Dr Kyle Practice, Westminster Avenue, Belfast, BT4 1NS	9056 3362
J. McGregor Pharmacy Ltd, 30 Botanic Avenue, Belfast, BT7 1JQ	9032 7122
Martin Ball Pharmacy, Unit 16, Forestside Shopping Centre, Belfast	9049 1980
McKay Ltd, 11 Kings Square, Kings Road, Belfast, BT5 7EU	9040 1077
Mount Surgery, 51 Castlereagh Street, Belfast, BT5 4NH	9045 8314
Pollocks Chemist, 94A Albertbridge Road, Belfast, BT5 4GU	9045 9689
Robert Scott Pharmacy Ltd, 62 Stranmillis Road, Belfast, BT9 5AD	9066 6477
Strandburn Pharmacy, 180 Connsbrook Avenue, Belfast, BT4 1JY	9065 3804
Windsor Pharmacy, 395 Lisburn Road, Belfast, BT9 7EW	9066 7767

Ulster Community & Hospitals	Telephone
Ashley Medical Centre, 140 Groomsport Road, Bangor, BT20 5PE	9146 4444
Ballywalter Pharmacy, 61/63 Main Street, Ballywalter, BT22 2PQ	4275 8489
Bangor Health Centre, Dr Crawford Practice, Newtownards Road, Bangor, BT20 4LD	9151 5215
Blaney's Chemist, 38/40 Main Street, Kircubbin, BT22 2SP	4273 8235
Boots The Chemists Ltd, 14 Regent Street, Newtownards, BT23 4LH	9181 3359
Boots The Chemists Ltd, 79/83 Main Street, Bangor, BT20 4ND	9127 1134
Boots The Chemists Ltd, Unit 16, Ards Shopping Centre, Newtownards, BT23 4EU	9181 1297
Brook St Surgery, Brook St, Holywood, BT18 9BB	9042 6984
Burns Pharmacy, 100 Abbey Ring, Holywood, BT18 9PF	9042 3639
E Webb (Bangor) Ltd (Pharmacy), 10 Church Street, Bangor, BT20 3HT	9127 1989
E Webb (Bangor) Ltd (Pharmacy), 23 Clandeboye Road, Bangor, BT20 3LB	9146 0001
G Smyth (Helen's Bay) Ltd, Station Square, Helen's Bay, BT19 1TN	9185 3605
G T Maguire (Pharmacy), 82 High Street, Bangor, BT20 5BE	9147 3380
Gordons Chemists, 23 New Street, Donaghadee, BT21 OAG	9188 2546
Gordons Chemists, 2A Regent Street, Newtownards, BT23 4LH	9181 3217
Halligey Pharmacy, 39/41 Main Street, Millisle, BT22 2BL	9186 1877

Ulster Community & Hospitals Continued	Telephone
Lloyds Pharmacy Ltd, Unit 9/10 Springhill Shopping Centre, Bangor, BT19 1ND	9146 8342
Loughview Medical Centre, 2 Main Street, Kircubbin, BT22 2SP	4273 8532
McKay (Newtownards) Ltd, 58 Regent Street, Newtownards, BT23 4LP	9181 3089
Priory Surgery, 26 High Street, Holywood, BT18 9AD	9042 6991
Silverbirch Medical Centre, 39A Silverbirch Road, Bangor, BT19 2EU	9145 5000
Sweeney's Pharmacies Ltd, 52 High Street, Holywood, BT18 9AE	9042 2222
The Medical Hall (Pharmacy), The Square, Portaferry, BT22 1LN	4272 8226

UCHT in partnership with APCG	Telephone
All GP's within this area are able to refer patients into the specialist smoking cessation services being provided.	
16A The Square, Comber, BT23 5AP	9187 8159
24 Lisbarnett Road, Lisbane, Comber, BT23 6AW	9754 1466
Comber Health Centre, 5 Newtownards Road, Comber, BT23 5BA	9187 8391
Donaghadee Health Centre, 3 Killaughey Road, Donaghadee, BT21 0BU	9188 2176
Newtownards Health Centre, Frederick St, Newtownards, BT23 4LR	9181 6880
Old Mill Surgery, Church Street, Newtownards, BT23 4AS	9181 7239
The Robert Henry, 7A Newtownards Road, Comber, BT23 5AU	9187 0447

Others	Telephone
City Hospital	9026 3627
Some GP's around this area can refer patients to this service	
Mater Hospital	9080 2231
Some GP's around this area can refer patients to this service	
UCF 40 Eglantine Avenue Belfast BT9 6DX	9066 3281
This is open to any patient and runs on a Wed evening	

NHSSB: GPs

NAME OF PRACTICE	ADDRESS	CONTACT PERSON
Smithfield Medical Centre	77 Galgorm Road Ballymena BT42 1AA	<u>Wilma Dickey PN</u>
Dr Graham – The Surgery	30C Fairhill Road Cookstown BT80 8AG	<u>Jill Lucas PN</u>
The Family Practice	6 Lever Road Portstewart BT55 7EF	<u>Dorothy Hardyway PN</u>
Cookstown Health Centre	52 Orritor Road Cookstown BT80 8BN	<u>Dr J E Smyth</u>
Kells & Connor Medical Centre	31 Church Road Kells BT42 3JU	<u>Dr S Bill</u>
The Family Practice	Antrim Health Centre Station Road, Antrim BT41 4BS	<u>Catherine Campbell PN</u>
Antrim Coast Medical Centre	The Cloney Glenarm BT44 0AB	<u>Karen Campbell PN</u>
Medical Group Practice	29 High Street Draperstown BT45 7AB	<u>Siobhan Dan PN</u>
Drs Mitchell/Swann Larne Health Centre	Larne Health Centre Gloucester Avenue Larne BT40 1PB	<u>Hazel Wright PN</u>
Inver Surgery	Moyle Medical Centre Old Glenarm Road Larne BT40 1XH	<u>Aileen Brownlees PN</u>
Rasharkin Health Centre	10 Moneyleck Road Rasharkin BT44 8QB	<u>Claire McKeague PN</u>
Drs Shanks/Craig/Black Larne Health Centre	Gloucester Avenue Larne BT40 1PB	Claire Christie PN
Drs McQuillan & Armstrong	Ballymena Health Centre BT43 6HQ	<u>Una Allen PN</u>
Drs McFarland & Dundee	Ballymena Health Centre BT43 6HQ	Susan McMillan PN
Cullybackey Health Centre	Tober Park, Cullybackey BT42 1NW	<u>Noleen McGilligan PN</u>
Coagh Surgery	67 Urbal Road Coagh BT80 8BN	Sheelagh Kelly PN
Drs Magowan & Magowan	77 Galgorm Road Ballymena BT42 1AA	<u>Alison Bellingham PN</u>
Whitehead Health Centre	17B Edward Road Whitehead BT39 9RU	<u>Eilish Campbell HV</u>
The Gables Medical Centre	45 Waveney Road Ballymena BT43 5BA	Ann Cameron PN
Crumlin Medical Practice	1 Glenavy Rd, Crumlin BT29 4LE	Dr Lorraine McDermott

NAME OF PRACTICE	ADDRESS	CONTACT PERSON
Kilrea Health Centre	36 Garvagh Road BT51 5QP	<u>Marie Donaghey PN</u>
Dr Quiery & Partners	Coleraine Health Centre Castlerock Road Coleraine BT51 3HP	<u>Agnes Duncan PN</u>
Garvagh Health Centre	110 Main Street Garvagh BT51 5AE	Dr David Orr
Rockfield Medical Centre	73-75 Doury Road, Ballymena BT43 6JD	Sharon Lamont PN
Victoria Surgery	Moyle Medical Centre, Old Glenarm Road Larne BT40 1XH	<u>Jean Hamill NP</u>
Glens of Antrim Medical Centre	2 Gortaclea Road Cushendall BT44 0TE	<u>Cassie McNeill PN</u>
Whiteabbey Health Centre	95 Doagh Road Newtownabbey BT37 9QN	<u>Lorna Kennedy PN</u>
Bushmills Medical Centre	6 Priestland Road BT57 8QP	<u>Anne Andrews PN</u>
Templepatrick Surgery	80 Castleton Templepatrick BT39 0AZ	<u>Alison McClure PN</u>
Maine Medical Practice	Old Mill Park Cullybackey BT42 1GP	<u>Avril McAteer PN</u>
Scotch Quarter Practice	Taylor's Avenue Carrickfergus BT38 7HT	Stephanie Dougan PN
Mountsandel Surgery	4 Mountsandel Road Coleraine BT52 1JB	Linda Gowdy PN
Ballymoney Health Centre (Dr Johnston & partners)	Robinson Mem. Hosp. 21 Newal Road Ballymoney BT53 6HB	Nurse Practitioner <u>Eithna Crawford NP</u>
Ballymoney Health Centre (Dr Fannin and partners)	Robinson Mem. Hosp. 21 Newal Road Ballymoney BT53 6HB	<u>Rosemary Dunlop NP</u>
Corran Surgery, Larne	Old Glenarm Road Larne BT40 1XH	<u>Barbara Donaghy</u>
Ahoghill Health Centre	Portglenone Road Ahoghill BT42 1LE	<u>Maureen McAleese PN</u>
The Terrace Surgery, Portrush	2 Dhu Varren Park Portrush BT56 8EL	<u>Angela Rea PN</u>
Lodge Health, Coleraine	20 Lodge Manor Coleraine BT52 1JX	Anne Drumm PN

NAME OF PRACTICE	ADDRESS	CONTACT PERSON
Liffock Surgery, Castlerock	69 Sea Road Castlerock BT51 4TW	Sally Martin (HV)
Ballycastle Health Centre	Dalriada Hospital Ballycastle BT54 6BA	<u>Agnes Duncan PN</u>
Old School Surgery	54 Station Road Greenisland BT38 8TP	<u>Arlene Synnott</u>
Drs Howie & Carlisle	Larne Health Centre Gloucester Ave Larne BT40 1PB	<u>Maggie Kitson PN</u>
Drs Dicks & Harper	Ballymena Health Centre Cushendall Road BT43 6HQ	Jessie Hughes PN
Dr Rainey	Toome Surgery 58 Main Street Toomebridge BT41 3TJ	<u>Claire McKeague PN</u>
Drs Huey & Khanna	B'mena Health Centre Cushendall Road BT43 6HQ	<u>Bernie Parrott NP</u>
Drs Tohill, O'Kane & Noble	Diamond Medical Centre, Magherafelt BT45 6ED	<u>Siobhan McKee PN</u>
Dr Glancy/Ingram/Walls & Diamond	Garden Street Surgery, Magherafelt BT45 5DD	<u>Teresa Mitchell PN</u>
Dr Farnan/Russell/McLister	Ballycastle Health Centre Dalriada Hospital BT54 6BA	<u>Anne Drumm</u>
Dr McCoy & McCammon	Stewartstown Health Centre 50 Hillhead Road BT71 5HY	<u>Heather Taylor</u>
The Surgery	5 Neillsbrook Road Randalstown BT41 3AE	<u>Mgt Murry-Tait</u>
Ballyclare Group Practice	George Ave Ballyclare BT39 9HL	<u>Ivy Bradley</u>
Cloughmills Medical Prac	2 Main Street Cloughmills BT44 9LG	<u>Christina Lagan</u>
Dr Leggett	Antrim Health Centre Station Road Antrim BT41 4BS	<u>Sharon Lamont</u>
Abbots Cross Med Practice	92 Doagh Rd, Newtownabbey BT37 9QW	<u>Josephine McCotter</u>
Tramways Medical Centre	Tramways Medical Centre, Farmley Road Glengormley BT36 7XX	<u>Andrea Miniss</u>

NHSSB: Pharmacy Staff Antrim/Ballmena

NAME OF PHARMACIST	ADDRESS
Roisin Cullen	Bairds Chemist, 8 High Street, Antrim BT41 4AN
Julie Conn Sheelagh Dalton	Boots Chemist, Castle Centre Antrim BT41 4AW
Peter Magowan	M H Matthews, Main Street Broughshane BT42 4JW
Sheelagh Hillan	J J Daly, 46 Main Street Randalstown BT41 3AB
Sarah Mawhinney Elizabeth Stevenson	<u>S Mawhinney, 4 Drumadoon Road Cloughmills</u> <u>BT44 9LJ</u>
Michelle Maguire Lesley-Ann Hanna	Boots, Tower Centre, Ballymena BT43 6AH
Rosemary Wallace Alaister Aicken	Bairds Pharmacy, 2-6 Queen Street, Ballymena BT42 2BB
Sarah Simpson	Simpsons Pharmacy, 9 Fenaghy Road Galgorm, Ballymena BT42 1JT

Causeway

NAME OF PHARMACIST	ADDRESS
<u>Helen McElorum</u> Imelda Mulholland	Boots the Chemists, 26-28 Church Street, Coleraine BT52 1AR
Karen Garvin	Lloyds Pharmacy, 1Castlerock Road, Coleraine BT51 3HP
Heather Burns	Burns Medical Co, 16 Waterside, Coleraine BT51 3DP
Noel Irons	Whites Medical Hall, 5 Waterside, Coleraine BT51 3DP
Gabrielle Shields	Shields Pharmacy, 4-6 Coleraine Street, Kilrea BT51 5QA
David McFarlane	Lloyds Pharmacy, 7 Church Street, Ballymoney BT53 6HS
Ivan Morrison	T/A S Duncan, 9 Main Street, Ballymoney BT53 6AN
Alan Mathewson	51-53 Queen Street, Ballymoney BT53 6JD
Patrick Kennedy	Kennedys Pharmacy, 56 Main Street, Rasharkin BT44 8PX
James McCaughan	McCaughans Pharmacy, 27 Ann Street, Ballycastle BT54 6AD
Evan Reid	5 Bushmills Road, Coleraine, Co Londonderry BT52 2BN
Michael McMullan	McMullans Pharmacy, 63 Castle Street, Ballycastle BT54 6AS

Mid Ulster

NAME OF PHARMACIST	ADDRESS
Anita Gribben Bernie Donnelly	Gribbens Pharmacy, 55 Main Street Toome BT41 3TF
Sandra Lamont Leslie McGlaughlin	R A Glover, 1C Smith Street, Moneymore BT45 7PF
Christine Hawe	Coagh Pharmacy 11 Main Street, Coagh BT80 0EN
Samuel Smyth	S J Smyth, 19 Main Street Castledawson BT44 8AD
Richard Barnes Maureen Davison	Gordons Pharmacy, 6 Oldtown Street, Cookstown BT80 8EF
Sharon Diamond	O'Kanes Pharmacy, 16 The Square Draperstown BT45 7AE
Vincent Harkin	V Harkin, 112 Upper Main Street, Maghera BT46 5AF
Richard Faulkner, Paula O'Boyle	Lloyds Pharmacy Ltd The Diamond Pharmacy, 1 Meeting Street, Magherafelt BT45 6BN
Eleanor Hutchinson	G F O'Brien, 5 Broad Street, Magherafelt BT45 6EB
Margaret McKeown	O'Kane's Chemist, 11 High Street Draperstown BT45 6AB
Ronald McGlaughlin	McGlaughlin's Chemist, 39 Main Street, Magherafelt BT45 5AQ
Adrian Glass	Glass's Pharmacy, 88 Main Street, Maghera BT46 5AF

East Antrim

NAME OF PHARMACIST	ADDRESS
<u>Kathy Morris</u>	<u>Boots the Chemists Unit 62, Abbeycentre Newtownabbey, BT37 9UH</u>
<u>Heather McClean</u> <u>Louise McCormick</u>	<u>Boots the Chemist 38 Main Street Larne, BT40 1SS</u>
<u>Rachel Smyth</u> <u>Mandy Copping</u>	<u>Boots the Chemist, 6 The Square Ballyclare, BT39 9BB</u>
<u>Acree Wilson</u>	M H Matthews Ltd., 13 Woodford Road, Newtownabbey, BT36 6TS
<u>Stephen Burns</u>	Bairds Chemists, Cloughfern Pharmacy 2 Hillview Avenue, Newtownabbey BT36 6AE
<u>Lindsay Gracey</u>	<u>Village Pharmacy, 614 Shore Road, Newtownabbey, BT37 0SN</u>
<u>Jonathan Lloyd</u>	<u>The Health Centre, Taylors Avenue Carrickfergus, BT38 7HQ</u>
<u>Doris Shaw</u>	Calwells Pharmacy, 18 Kings Road, Whitehead, BT38 9PU

Clinics in the Community

Name	Address
Sonya Shirlow Tracey Shaw	Causeway Clinic Coleraine Hospital 4 Newbridge Road, Coleraine BT52 1HS
Mary McReynolds Geraldine McManus	Larne Health Centre Old Glenarm Road Larne BT40 1XH
Alana Laverty	Glengormly Community Services 40 Carnmoney Road Newtownabbey BT36 6HP
Theresa McGready	Sure Start Coagh Old Coagh Road Cookstown BT80 8RL
Elaine Nelson	Health Visitor 54 Orritor Road Cookstown BT80 8BN
Yvonne Shaw	Sure Start Crebilly Road, Ballykeel, Ballymena BT42 4AE
Nessie Blair	Respiratory Nurse Loughgiel Community Association, Millennium Centre, Lough Road, Loughgiel, Ballymena BT44 9JN
Elizabeth Stevenson	Pharmacist Loughgiel Community Association Millennium Centre Lough Road Loughgiel Ballymena BT44 9JN

SHSSB:

Armagh & Dungannon Clinics

Clinic	Address	Contact Name
South Tyrone Hospital Clinic	South Tyrone Hospital, Dungannon, BT71 4AU	Geraldine McCrory
Armagh Community Clinic	Community Hospital Armagh, Tower Hill, Armagh, BT61 9DR	Cathy Murray 2 Clinics – Tues Afternoon, Fri Morning (Antenatal Clinic)
Mullinure Clinic	Mullinure Hospital, Loughgall Rd, Armagh, BT61 7NQ	Pauline Doyle Thurs Evening from 5pm
Clogher Clinic	Clogher Clinic, 38 Augher Rd, Clogher, BT76 0AD	Cathy Murray

Armagh & Dungannon Schools

Name	Address
Brenda Rushe, School Nurse	St Patrick's Academy, 37 Killymeal Rd, Dungannon, BT71 6DS
Wendy Thorton BASE, Health Living Representative HAZ	Unit T4 – Dungannon Enterprise Centre, 2 Coalisland Rd, Dungannon, BT71 6JT

Craigavon & Banbridge Hospitals/Health Centres

Hospital/Health Centre	Address	Contact
Health Promotion Unit Chestnut Building	Lurgan Hospital, 100 Sloan Street, Lurgan, BT66 8NT	Lynne Smart; Valerie Gough; Rita O'Neill; Linda Mackle; Sandra Hewitt(Midwife); Angela McKey(Midwife). The above work throughout the Trust Area.
Portadown Health Centre	Tavanagh Avenue, Portadown, BT62 3BU	
Brownlow Health Centre	1 Legahory Centre, Craigavon, BT63 5QR	
Craigavon Area Hospital	68 Lurgan Road, Portadown, BT63 5QR	

Craigavon & Banbridge Schools

Name	Address
Stephen McDowell	Upper Bann IFHE, Lurgan Campus, 2 Kitchen Hill, Lurgan, Craigavon, BT66 6AZ
Judith Denver	Banbridge High School, Primrose Gardens, Banbridge, BT32 3EP
Olga Cassey/Brenda Davison	Banbridge Academy, Lurgan Road, Banbridge, BT32 4AQ
Ms Kate Conway	Lismore Comprehensive, Drumgask, Craigavon, BT65 5DU
	Brownlow College(Integrated), Tullygally Road, Craigavon, BT65 5BS
Ann Lennon	St Patrick's College, Scarve Road, Banbridge, BT32 3AS

Newry & Mourne

Name	Address
Kieran Devlin/Veronica McCann	Newry&Mourne Health Promotion Unit, John Mitchel Place, Newry, BT35 8DR
Gabrielle O'Neill	Daisy Hill Hospital, 5 Hospital Road, Newry, BT35 8PN
Dympna McLoughlin	Kilkeel Health Centre, Knockchree Avenue, Kilkeel, BT34 9RD
Jacinta Reel/Mary Havern	Mullaghbawn Community Centre, Tullymacrieve Road, Mullaghbawn, Newry, BT35 9RD

Newry & Mourne Schools

Name	Address
Martin McGreevy	St Joseph's Boys' School, 20 Armagh Road, Newry, BT35 6DH
Liz O'Hagan	St Mary's High School, Upper Chapel Street, Newry, BT34 2DT

SHSSB: Pharmacists

Name of Pharmacist	Address
Raymond Anderson	Anderson's Pharmacy, 9 Thomas Street, Portadown, BT62 3AG
Claire Magill/Claire O'Connor	McKeagney's Pharmacy, 21-23 North Street, Lurgan, BT67 9AG
Maxine Boyd	Bairds' Chemist, The Medical Hall, 2 Market Square, Dungannon, BT70 1AB
John Swail	Swail's Pharmacy, 20 Charlemont Street, Moy, BT71 7SL
Colm Quinn	McKenna & Quinn Pharmacy, 63-65 Thomas Street, Armagh, BT61 7QB
Linda Holywood	Boots the Chemist, 15 Scotch Street, Armagh, BT61 7BY
Brendan McSorley	McSorley's Pharmacy Ltd, 67-69 Moore Street, Aughnacloy Street, BT69 6AR
Helena Rooney	Gordon's Chemist, 26 Greemcastle Street, Kilkeel, BT34 4BH
Ann Fox	Boots the Chemist, 87 Newry Street, Banbridge, BT32 3EA
Jacinta Curran	McKeaghey's Healthcare Ltd, 5 John Mitchel Place, Newry, BT34 2BP
Seamus Strain	Camlough Pharmacy, 3A Main Street, Camlough, BT35 7JG
Elaine Maguire	Northern Pharmacies Ltd, Health Centre Pharmacy, Legahorey, Brownlow, BT65 5BE

WHSSB:

Name	Address	Contact Details
Theresa Timlin, Smoking Cessation Counsellor	Dr Devlin's Practice, Gt. James Street Health Centre, L'Derry, BT48 7DH	Tel: 02871365177 Fax: 02871378520
Anne Hutton, Practice Manager	Dr Singh & Partners, James Street Health Centre, L'Derry, BT48 7DH	Tel: 02871378500 Fax: 02871378520
Anne McDaid, Senior Practice Nurse	Quayside Medical Centre, 82-84 Strand Road, L'Derry, BT48 7NN	Tel: 02871262790 Fax: 02871373729
Monica O'Gara	Boots the Chemist, 43-47 High Street, Omagh, BT78 1BP	Tel: 02882245455
Mary McKeown, Practice Manager	Plumbridge Medical Centre, 41 Main Street, Plumbridge, BT79 8DL	Tel: 02881648292 Fax: 02881648099
Marie Linton	Foyleside Family Centre, Bridge Street Medical Centre, Bridge Street, L'Derry, BT48 6LA	Tel: 02871306400 Fax: 02871370723
Dr Michael Herron	Carrickmore Health Centre, Termon Road, Carrickmore, BT79 9LR	Tel: 02880761242 Fax: 02880761077
Evelyn Walton, Parctice Nurse	Limavady Health Centre, Scroggy Road, Limavady, BT49 0NA	Tel: 02877761100
Grainne O'Reilly-Smyth, Practice Manager/Pharmacist	The Surgery, Drumgoon, Maguiresbridge, BT94 4PB	Tel: 02867721273 Fax: 02867723303
Maria Nugent-Murphy, Practice/Fund Manager	Dr George & Partners, Lisnaskea Health Centre, Drumhaw, BT92 0JB	Tel: 02867721566 Fax: 02867722526
Barry Keenan, Interface Pharmacist	Erne Hospital, Cornagrade Road, Enniskillen, BT74 6AY	Tel: 02866324511
Grace Kielt, Smoking Cessation Counsellor	Altnagevlin Hospital, Glenshaen Road, L'Derry, BT47 1SB	Tel: 02871345171 Fax: 02871611222
Dr. Davidson	Dr. Davidson & Partners Lakeside Medical Practice Erne Road, Enniskillen, BT74 6NN	Tel: 028 66327192 Fax: 028 66342457
Mr Patrick McCallion, Pharmacist	Lloyds Pharmacy, 6 Church Street, Claudy, BT47 4AA	Tel: 028 71338251

Dr Michelle Mellotte	The Surgery, Erne Drive Ederney, BT93 0AR	Tel: 028 686 31234 Fax: 028 686 31721
Dr Josephine Deehan	Omagh Health Centre, 21 Mountjoy Road, Omagh, BT79 7EQ	Tel: 028 8224 3521
Ms Elizabeth Brolly, Pharmacist	Lloyds Pharmacy 2-5 Trench Road Shopping Centre, Trench Road, Waterside, L'Derry, BT47 3UB	Tel: 028 71313636
Mr Robert Hagan, Drugs Programme Development Officer	The Old Library Trust Health Living & Learning Centre, The Old Library, Central Drive, L'Derry BT48 9QG	Tel: 028 71373870 Fax: 028 71308807
Ms Mary Cruickshank, Relapse Prevention Counsellor	Ulster Cancer Foundation 14/16 The Diamond, Londonderry, BT48 6HW	Tel: 028 71288878 Fax: 028 71288879
Mr Brendan Gormley, Community Pharmacist	Gormley Pharmacist, 171 Irish Green Street, Limavady, BT49 9AR	Tel: 028 77722508 Fax: 028 77722508
Ms Roisin Barton	Bogside & Brandywell Health Forum An Fóram Sláinte, Dove House, 32 Meenan Square Bogside, L'Derry, BT48 9EX	Tel: 028 71269327 Fax: 028 71269327
Ms Nicola Pinkerton, Pharmacist	Lloyds Pharmacy 5 Victoria Place, Sion Mills, BT82 9HL	Tel: 028 81658289
Ms Joni Gamble, Projects Co-ordinator	Newbuildings Community Association, 4 Duncastle Road, Newbuildings, L'Derry, BT47 2QS	Tel: 028 71312252 Fax: 028 71329937
Ms Philomena Galbraith, Cresh co-ordinator	Hillcrest House, 14-17 Jasmine Court, Gobnascale, L'Derry, BT47 2DZ	Tel: 028 71347515 Fax: 028 71311083