

Statistics Release

February 2005

Statistics on Smoking Cessation Services in Northern Ireland: 2003/2004

This information release, produced by the Department of Health, Social Services and Public Safety's Regional Information Branch, provides information on smoking cessation services.

Data are included on the monitoring of smoking cessation services in Northern Ireland during the period 1st April 2003 to 31st March 2004.

This report also provides an analysis of data collected in 2003/04 in respect of clients who set a quit date during 2002/03 (52 week follow-up).

Summary

Within Northern Ireland, during the period 1st April 2003 to 31st March 2004:

- 6,359 people set a quit date through the smoking cessation services.
- Of those setting a quit date, the majority (81%) were aged 18-59 years: 3% were under 18, 27% were aged 18-34, 23% were aged 35-44, 30% were aged 45-59, and 14% were aged 60 and over.
- The majority of people received Nicotine Replacement Therapy (NRT) or bupropion (Zyban). 78% of people received NRT only, 3% received bupropion only, and 2% received both NRT and bupropion.
- At the 4 week follow-up 3,449 had successfully quit (based on self-report), 54% of those setting a quit date.

- At the 4 week follow-up, of those who successfully quit (based on self-report), 2,755 had their non-smoking status confirmed by CO validation, 43% of those setting a quit date. However, smoking cessation services did not attempt CO validation on all people who had successfully quit at the 4 week follow-up (based on self-report).
- Comparing 2003/04 with 2002/03, there has been an increase of 68% in the number of those setting a quit date through the smoking cessation services. However, the percentages of those who had successfully quit based on self-report and CO validation both decreased by 8 and 5 percentage points respectively.

Detailed notes and definitions are shown in the attached Annexes

Introduction

It is estimated that smoking causes between 2,700 and 3,000 deaths in Northern Ireland each year (DHSSPS, A Five Year Northern Ireland Tobacco Action Plan, 2003). It is the single greatest preventable cause of premature death and avoidable illness. The Five Year Northern Ireland Tobacco Action Plan, published in June 2003, set targets for reducing the prevalence of smoking among adults, pregnant women and young people (aged 11-16). The development of cessation services is a key element of the overall aim to tackle smoking.

The Continuous Household Survey, which biennially includes questions about smoking, showed that, in 2002/03, adult smoking prevalence was 26% (27% males and 26% females). In the same survey, over three quarters (77%) said that they would like to give up smoking. Giving up is not easy because nicotine is highly addictive and repeated quit attempts may be required before total abstinence is achieved.

Background

Smoking cessation services provide a new approach to helping people to quit smoking. They include the provision of **brief opportunistic advice** by a range of health professionals and **specialist services** in appropriate settings. Only the latter are monitored centrally. Both services are defined in **Annex A**.

The Department of Health, Social Services and Public Safety developed monitoring arrangements for smoking cessation services in the four Health & Social Services Boards. Each Health & Social Services Board was required to provide information on a quarterly basis to enable the Department to monitor figures. The central requirements for the monitoring returns are kept to a minimum and are designed to be a subset of the information required locally to monitor and evaluate the service. This bulletin provides an analysis of these monitoring returns.

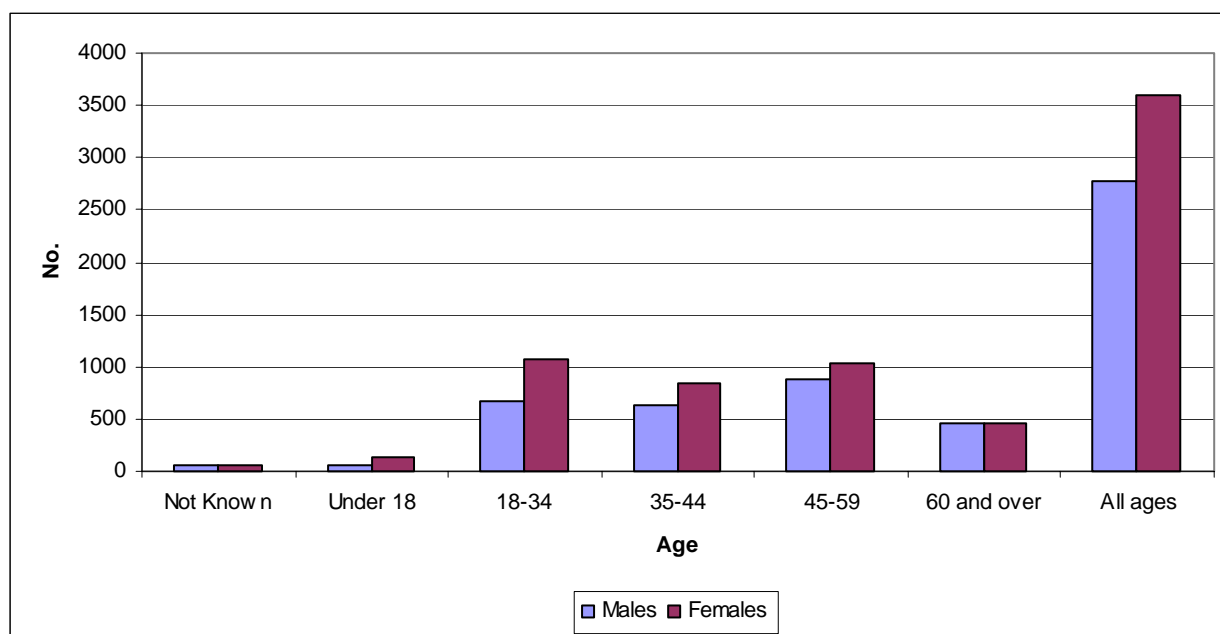
Results

Clients setting a quit date

(Figure 1, Annex C: Tables 1 & 5)

During the period 1st April 2003 to 31st March 2004, a total of 6,359 people set a quit date in smoking cessation services. Over half (56%) were women, although the prevalence of smoking is similar for men (27%) and women (26%). The majority (81%) were aged 18-59 years: 27% were aged 18-34, 23% were aged 35-44, 30% were aged 45-59. At the age extremes, 3% were under 18, and 14% were aged 60 and over.

Figure 1 Numbers setting a quit date by age and gender



Therapeutic Interventions

(Table 4)

The use of supportive drug therapy in the attempt to quit smoking was recorded for each client. Nicotine Replacement Therapy was the most popular choice with 78% of those who set a quit date opting for NRT only. Just 3% received bupropion (Zyban) only while only 2% received both NRT and bupropion either concurrently or consecutively. 14% of those setting a quit date did not receive either medical assistance and 3% of treatment option was unknown.

For the year 2003/04 the number of those who received free prescriptions was recorded for the Eastern and Southern Health & Social Services Boards. In the Eastern Health & Social Services Board 1,000 (59%) of service users were entitled to free prescriptions. Within the Southern Health & Social Services Board 743 clients (64%) were eligible for free prescriptions.

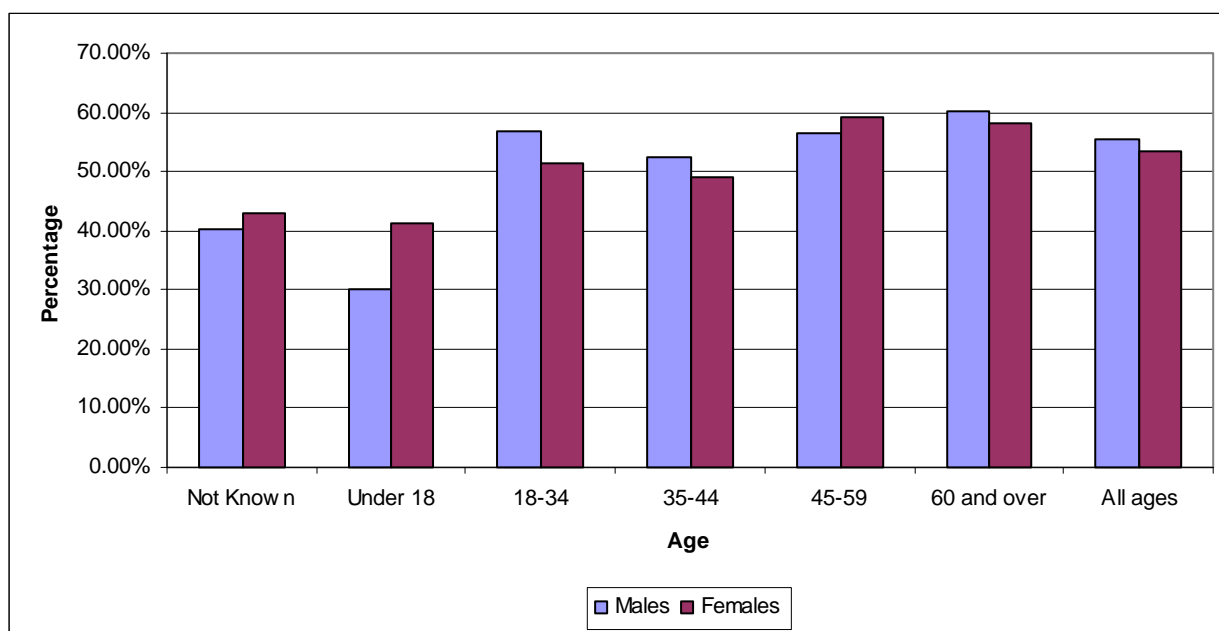
Outcome at 4 week follow-up

(Figure 2, Annex C: Tables 3a,b,and c)

The cessation services were expected to follow up clients to find out their smoking status 4 weeks after the quit date, based on self-report by the client. At 4 weeks a successful quitter was defined as someone who had not smoked over the previous two week period (the first two weeks are ignored to allow for initial lapses).

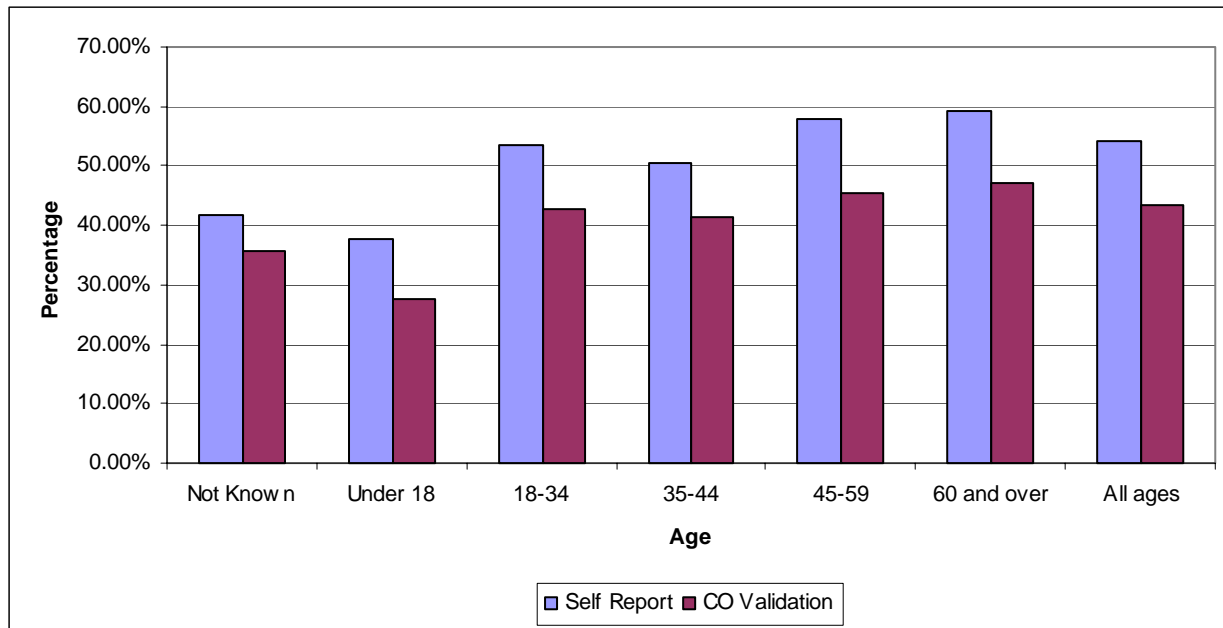
At the 4 week follow-up 54% of all those setting a quit date had successfully quit (based on self-report). Over a tenth (17%) of all those setting a quit date were unable to be contacted for the follow-up at 4 weeks. In addition specialist services were also asked to confirm non-smoking status by carbon monoxide (CO) validation: 43% of those setting a quit date had their non-smoking status confirmed by CO validation (compared with 54% for self-report). However, smoking cessation services did not attempt CO validation on all people who had successfully quit at the 4 week follow-up (based on self-report).

Figure 2 Percentage who had successfully quit at 4-week follow-up (self report) by age and gender



In general, success at 4 weeks increased with age, from 38% for the under 18s to 59% for those aged 60 and over based on the self report. The 4-week success rates were similar for men and women (55% and 53% respectively).

Figure 3 Percentage who had successfully quit at 4 week follow-up (Self report and CO validation) by age.



For CO validation a similar pattern of success at 4 weeks increasing with age emerged, 28% for the under 18s to 47% for the 60 and over age group. The 4-week success rates were similar for men and women (43% and 44% respectively).

The percentage of all those who successfully quit at the 4 week follow-up, based on self report and CO validation, peaks at the 60 and over age group, with 59% and 47% respectively.

Quarterly Comparison

(Figures 4, 5 & 6)

During the period 1st April 2003 to 31st March 2004, a total of 6,359 people set a quit date in smoking cessation services. The majority of those setting a quit date during this period did so the fourth quarter, 1st January to 31st March 2004, 3,190 (50%). 1,265 (20%) set a quit date in the period 1st April to 30th June 2003, 860 (14%) set a quit date in the period 1st July to 30th September 2003 and 1,044 (16%) set a quit date in the period 1st October to 31st December 2003.

Figure 4 Numbers of those setting a quit date by quarter

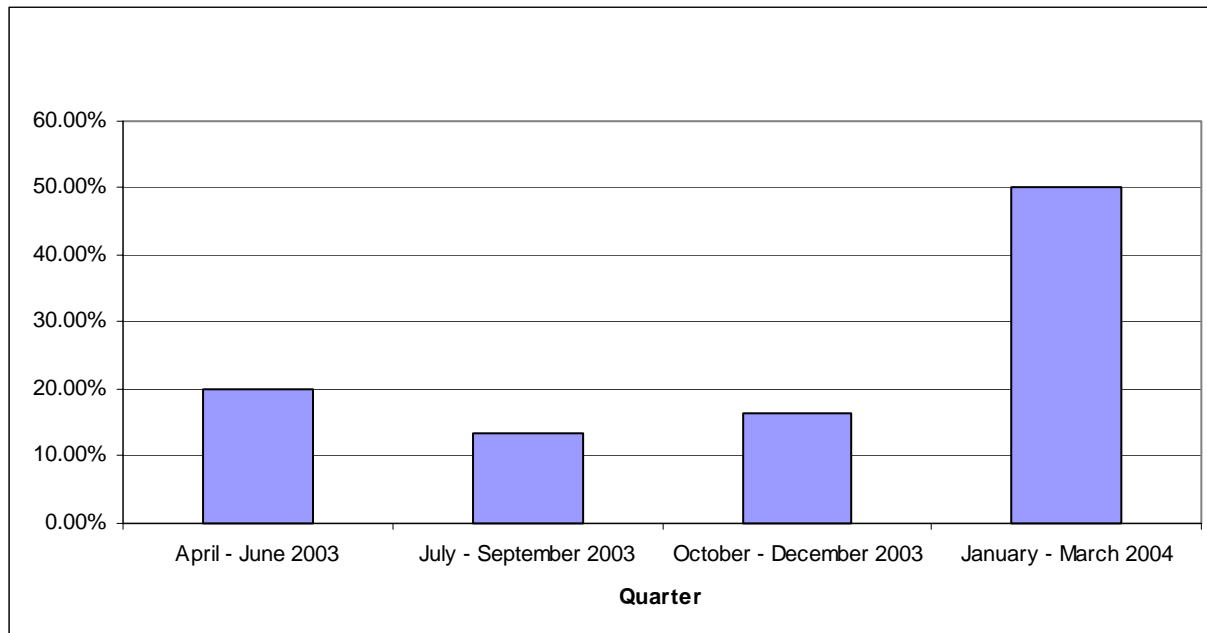
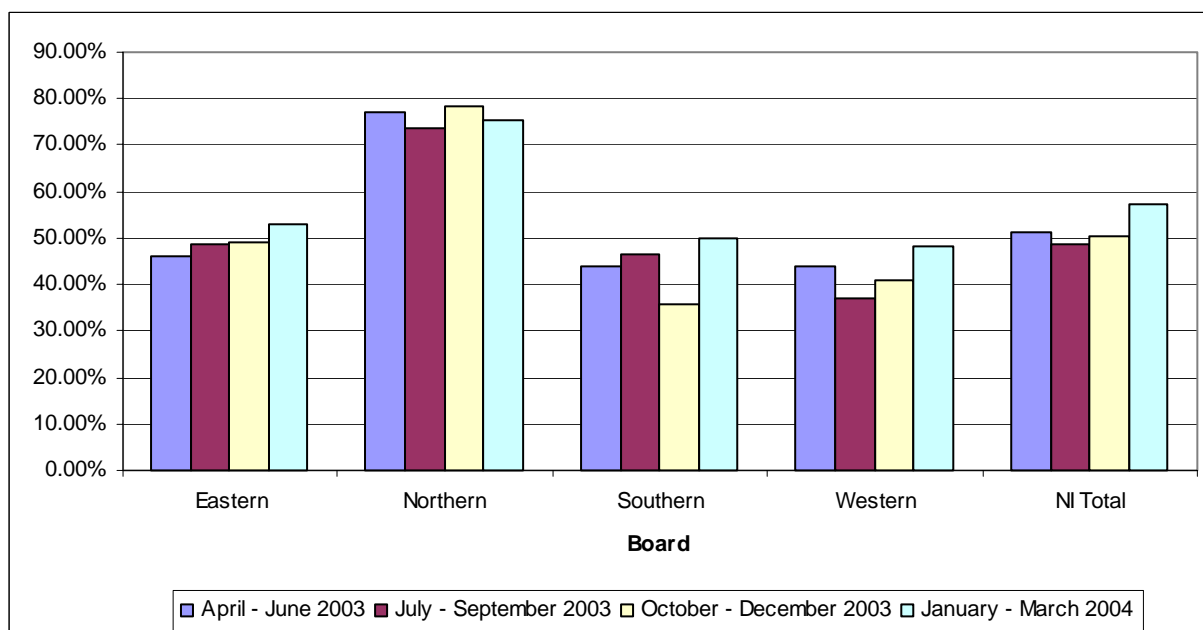
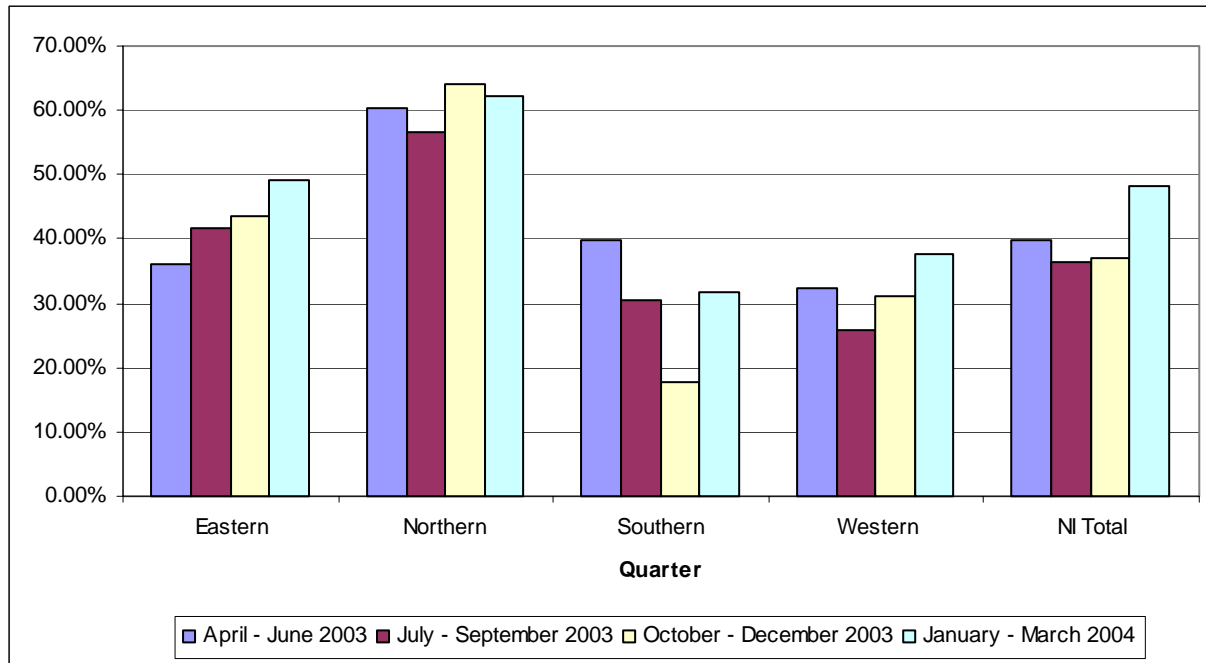


Figure 5 Percentage who had successfully quit at 4 week follow-up (Self report) by board and quarter



For the Northern Ireland total, the most successful quarter was the 1st January to 31st March quarter, with 1,829 (57%) quitting at the 4 week follow-up based on self report.

Figure 6 Percentage who had successfully quit at 4 week follow-up (CO validation) by board and quarter



The fourth quarter, 1st January to 31st March was the most successful for those quitting at the 4 week follow-up based on CO validation, with 1,533 (48%) quitting. For all quarters based on self report and CO validation, NHSSB had the highest percentage of quitters at the 4 week follow-up.

Of the 6,359 people who set a quit date, 101 pregnant women separately identified through the smoking cessation services. The 4 week quit rate for these women was 49%. Although the number of pregnant women attending the services is quite low, it is important to note that all boards have a range of antenatal clinics, where pregnant women can also get help in giving up smoking. At the moment these services are not monitored and therefore figures are not available.

Health & Social Services Board Comparisons

(Tables 5 to 7)

These tables show data for the four Health & Social Services Board Areas separately (Eastern, Northern, Southern, and Western).

The Eastern and Western Health & Social Services Boards accounted for over half (57%) of those setting a quit date. The Northern Health & Social Services Board had the most successful quit rate at the 4-week follow-up point for both the self-report and CO validation, 76% and 62% respectively for the period 1st April 2003 to 31st March 2004.

Health Groups

(Table 8)

The table shows the number of various health groups involved with the smoking cessation services. Numbers indicate within what health group smoking cessation services are available for each HSSB. Although more than one person may be trained at each provider, it should be noted that other staff in the trusts do provide brief and opportunistic training for health professionals, including nurses and dentists. Also GPs can provide brief intervention, which is generally not recorded.

Outcome at 52 week follow-up (Review of 2003/2004 Quitters)

The cessation services were also expected to follow up clients to find out their smoking status 52 weeks after the quit date, based on self-report by the client. A client should be regarded as a non-smoker at 52 weeks if they have not smoked at any time since two weeks after their original quit date.

The Eastern Health & Social Services Board's review of 2002/2003 quitters was produced using a total of 495 people (59% of service users in 2002/03). Of these, 132 reported to be still not smoking (self report) equating to 9% of those who set a quit date and 16% of those who quit at 4 weeks in 2002/03.

For the Northern Health & Social Services Board, a total of 397 were successfully followed up. This number represented 55% of those who had attended at a 4 week quit check. Of those who attended a 52 week follow-up, 146 had still quit smoking (self report) representing 16% of those setting a quit date and 20% who quit at 4 weeks in 2002/03.

As for the Southern Health & Social Services Board, 245 clients, representing 74% of those who had quit at the 4 week follow-up, were contacted at the 52 week review. 95 were recorded as still having quit (self report) at this 52 week point representing 14% of those who set a quit date and 29% who quit at 4 weeks in 2002/03.

In the Western Health & Social Services Board 290 were followed up, representing 65% of those who quit at 4 weeks. 108 of these had been recorded as having successfully quit (self report). This represents a quit rate of 14% of the number setting a quit date and 24% of the number who quit at 4 weeks in 2002/03.

Comparison with 2002/03

(Tables 9a,b,c)

Comparing 2004/03 to 2002/03, numbers setting a quit date increased by over two-thirds (2,568, 68%). The percentage of those quitting at the 4 week follow-up, based on self report, decreased by 8 percentage points. The percentage of those quitting at the 4 week follow-up, based on CO validation, decreased by 5 percentage points. It is important to note that smoking cessation services did not attempt CO validation on all people who had successfully quit at the 4 week follow-up (based on self-report).

Comparison with England

The report 'Statistics on NHS Stop Smoking services in England, April 2003 to March 2004', states that 359,900 people set a quit date through the smoking cessation services. Of these, 57% had successfully quit, based on self report at the 4 week follow-up, while 35% had successfully quit based on CO validation.

Equality Monitoring

(Annex D)

Section 75 of the Northern Ireland Act 1998 requires public bodies, in carrying out their functions, to have due regard to the need to promote equality of opportunity and without prejudice to this, to also have regard to the desirability of promoting good relations. In order to address this obligation the Health and Social Services Boards were requested to undertake equality monitoring with those individuals accessing the services.

Many service users did not complete the equality forms, as they were voluntary. Consequently it is unclear if those who returned their forms accurately reflect all persons who accessed the services.

Smoking cessation services are still relatively new and have not yet rolled out to all areas across Northern Ireland. Consequently the proportions of the equality groupings accessing the services may not reflect the overall proportions in the Northern Ireland population. Indeed there are very little data available about the equality groupings of smokers or those who wish to stop smoking within the Northern Ireland population with which this information can be compared.

Charts showing the information on equality groupings by Health And Social Services Board are provided in Annex D.

Service Providers and Deprivation Maps

(Annex E)

Maps showing the location of smoking cessation services and deprivation at ward level constructed using the Noble Multiple Deprivation Rank are displayed in Annex E.

Within this annex there is also a list of the service providers for each of the four Health & Social Services Boards, as at the time of this report. Please be aware that some changes may have occurred since list was compiled. Smoking Cessation Co-ordinators within the four Health And Social Services Boards are using these to identify gaps in provision and sign-up new service providers.

Future Monitoring

In order to improve data collection across Northern Ireland a revised form is to be issued to all providers of smoking cessation services, for the new financial year 2004/05. Also in conjunction with the revised form, a new web based method of recording is to be piloted by selected providers within each Health & Social Services Board area. It is hoped that all providers of smoking cessation services will have access to this web based method of recording in the near future.

Editorial notes

For the purpose of clarity, figures are shown in accordance with the Department of Health, Social Services and Public Safety's publication conventions. These are as follows:

- . not applicable
- .. not available
- zero
- 0 less than 0.5

Numbers greater than or equal to 0.5 are rounded to the nearest integer.

Additional Information

It is proposed to update this bulletin annually. Constructive comments on the bulletin would be welcomed. Any questions concerning the data in this publication, or requests for further information on smoking cessation services in Northern Ireland is available from:

Regional Information Branch
Information & Analysis Directorate
Department of Health, Social Services and Public Safety
Castle Buildings
Stormont
BT4 3SQ

Internet address: <http://www.dhsspsni.gov.uk/stats&research/smokingcessann.asp>

Information/help on quitting smoking is available from the DHSSPS Smoking Helpline:
Telephone 0800 858585

Annex A

1. Data Quality

There was considerable variation in the speed with which the four Health & Social Services Boards were able to set their data recording routines. The four Health & Social Services Boards were asked to submit data to the Department of Health, Social Services and Public Safety quarterly in 2003/2004, with more detail in an annual return.

Varying interpretation of the monitoring guidance led to inconsistency in the return of monitoring forms.

It should be noted that on the Monitoring form Part B (Equality section) that not all the questions were answered by the clients. Some of the figures presented may not add up to 100% due to rounding. Action has been taken to improve the quality of the data recorded in the future.

2. Health & Social Services Boards

Within Northern Ireland there are four Health & Social Services Boards, Eastern, Northern, Southern, and Western, each with their own provision of smoking cessation services throughout their Health Board area. The set up of these services and collection of data was sporadic among the four boards.

In January 2000, the Eastern Health & Social Services Board started up their services and began to collect data, regarding the clients using the services, via the monitoring forms. At the same time Causeway clinic services, within the Northern Health & Social Services Board, began to run similar services. The Mid-Ulster pilot scheme followed in the summer of 2003. By January 2004 all services in place within the Northern Health & Social Services Board were up and running and collating the returns via the monitoring forms established by DHSSPS. The Western Health & Social Services Board services and data collection began in the first quarter of 2000 (April to June 2000). As for the Southern Health & Social Services Board, a commissioning pilot, for two clinics, was established in January 2003 and by January 2004 all services that were set up were using the monitoring forms.

3. Definitions

Services

- **Brief interventions** by General Practitioners (GPs) and other health professionals. These will be provided in the normal course of the professional's duties rather than comprising a 'new' service, and monitoring information about clients in receipt of such interventions is not therefore required centrally.
- **Specialist smoking cessation clinics/services**, usually clinics, run by smoking cessation specialist(s) who have received training for this role. The clinic/service will be evidence based and offer intensive treatment, usually in the form of one to one or group support over the course of 5 to 6 weeks, including the use of Nicotine Replacement Therapy. Clients may also receive treatment one-to-one if for any reason group sessions are judged not to meet their needs. Such a clinic/service may be situated in a major hospital, although it could be based in a community setting, have outreach clinics or operate on a peripatetic basis.

Quit Date

It is recognised that in certain cases some time may need to be spent with clients before they are ready to set a quit date. However only actual quit attempts are counted for monitoring.

On this basis the clinical viewpoint tends to be that a client should not be counted as a 'failure' if he/she has smoked in the difficult first days after the quit date, a client is counted as having successfully quit smoking if he/she has not smoked at all since two weeks after the quit date.

Follow-up

The four-week follow-up (and CO validation, if appropriate) must be completed within six weeks of the quit date. Persons not contacted within this time are treated as lost to follow-up for evaluation purposes.

Carbon monoxide (CO) validation

CO monitoring is normally carried out with all clients of the specialist smoking cessation clinics/services who self report as not having smoked since two weeks after the quit date, at both the four week and fifty-two week points.

Fifty-two week follow-up

All clients of the specialist clinics/services who self reported as having quit smoking at the 4 week follow-up should be followed-up again at 52 weeks, and their smoking status validated by CO monitoring.

Noble Multiple Deprivation Rank by Ward

Noble's 'Northern Ireland Multiple Deprivation Measure 2003' was used to indicate the level of deprivation in each ward. Noble ranks the 566 wards in Northern Ireland from 1 (the most deprived) to 566 (the least deprived). The Multiple Deprivation Measure was constructed by combining the seven transformed domain scores, using the following weights:

- * Income (25%)
- * Employment (25%)
- * Health Deprivation and Disability (15%)
- * Education, Skills and Training (15%)
- * Geographical Access to Services (10%)
- * Social Environment (5%)
- * Housing Stress (5%)

The Measures are presented for 1984 ward boundaries, which were in existence at the time of the 1991 Census of Population.

Annex B: Bibliography

1. Department of Health. *Smoking Kills: a white paper on tobacco*. London: The Stationery Office, 1998 (Cm.4177).
2. Department of Health, Social Services and Public Safety. *A five-year tobacco action plan*. Northern Ireland, 2003.
3. Department of Health. *Statistics on smoking cessation services in the Health Action Zones in England, January 1999 to March 2000*. London: Department of Health, 2000. (Press Release: 2000/0473:7th August 2000). Available from the Internet at URL: <http://www.doh.gov.uk/public/sb0105.htm>
4. Department of Health. *Statistics on Smoking Cessation Services in Health Authorities: England, April 2001 to March 2003*. London: Department of Health, 2003. (Press Release: 2004/0445: 8th August 2003). Available from the Internet at URL: <http://info.doh.gov.uk/doh/intpres.nsf/page/2003-0345?OpenDocument>.
5. Department of Health. *Statistics on Smoking Cessation Services in England, April 2000 to March 2001*. London: Department of Health, 2001. Available from the Internet at URL: [URL:http://www.info.doh.gov/intpress.nsf/page/2001-0596?OpenDocument](http://www.info.doh.gov/intpress.nsf/page/2001-0596?OpenDocument).
6. Department of Health. *Statistics on Smoking Cessation Services in England, April to June 2001*. Available from the Internet at URL: <http://www.doh.gov.uk/public/smoking/april/01.htm>.
7. Department of Health. *Statistics on Smoking Cessation Services in England, April 2001 to March 2003*. London: Department of Health, 2003. Available from the Internet at URL: <http://www.doh.gov.uk/public/sb0225.htm>.
8. Department of Health. *Statistics on Smoking Cessation Services in England, April 2003 to March 2004*. London: Department of Health, 2004. Available from the Internet at URL: <http://www.doh.gov.uk/public/sb0325.htm>
9. Department of Health. *Statistics on Smoking: England, 2004*. Department of Health, 2004. Available from the Internet at URL: http://www.doh.gov.uk/public/work_public_health.htm#SDD

Annex C: Reference Tables

Tables showing total figures for all Health & Social Services Boards

Table 1	People setting a quit date during the period 1 st April 2003 to 31 st March 2004 by age group and gender
Table 2	People setting a quit date during the period 1 st April 2003 to 31 st March 2004 by ethnic group and gender
Table 3a	Outcome at 4 weeks of people setting a quit date in the period 1 st April 2003 to 31 st March 2004 by age
Table 3b	Outcome at 4 weeks of males setting a quit date in the period 1 st April 2003 to 31 st March 2004 by age
Table 3c	Outcome at 4 weeks of females setting a quit date in the period 1 st April 2003 to 31 st March 2004 by age
Table 4	People who set a quit date and who received Nicotine Replacement Therapy (NRT) only, bupropion (Zyban) only, both or neither, for all ages

Tables showing figures for each Health & Social Services Board separately

Table 5	People setting a quit date in the period 1st April 2003 to 31st March 2004, by gender and age group.
Table 6	Outcome at 4 weeks, based on self-report and Carbon Monoxide (CO) validation, of people setting a quit date by Health & Social Services Board
Table 7	People who set a quit date and who received Nicotine Replacement Therapy (NRT) only, bupropion (Zyban) only, both or neither, for all ages
Table 8	Health Groups involved in smoking cessation services as at September 2004

Tables showing comparisons of figures over the period 1st January to 31st March for 2002/03 and 2003/04

Table 9a	Comparison of Key Statistics over the period 1 st January to 31 st March for 2002/03 and 2003/04
Table 9b	Comparison of Age Groups percentages over the period 1 st January to 31 st March for 2002/03 and 2003/04
Table 9c	Comparison of Therapeutic Intervention percentages over the period 1 st January to 31 st March for 2002/03 and 2003/04

Table 1. People setting a quit date during the period 1st April 2003 to 31st March 2004 by age group and gender

	Numbers	Percentage
Persons		
All ages	6359	100.00%
Unknown	115	1.81%
Under 18	199	3.13%
18 – 34	1744	27.43%
35 – 44	1478	23.24%
45 - 59	1904	29.94%
60 and over	919	14.45%
Males		
All ages	2767	100.00%
Unknown	52	1.88%
Under 18	63	2.28%
18 – 34	667	24.11%
35 – 44	640	23.13%
45 - 59	879	31.77%
60 and over	466	16.84%
Females		
All ages	3592	100.00%
Unknown	63	1.75%
Under 18	136	3.79%
18 – 34	1077	29.98%
35 – 44	838	23.33%
45 - 59	1025	28.54%
60 and over	453	12.61%

Notes:

1. Age group is based on age at quit date.

Table 2. People setting a quit date during the period 1st April 2003 to 31st March 2004 by ethnic group and gender

Ethnic Group and Gender	Percentage (%)
Persons	
Total	100.00%
White	93.78%
Chinese	0.07%
Irish Traveller	0.03%
Indian	0.13%
Black African	0.03%
Black Other	0.03%
Mixed Ethnic Group	0.10%
Other Ethnic Group	0.07%
Refused/Not Known	5.75%
Males	
Total	100.00%
White	94.58%
Chinese	0.08%
Indian	0.23%
Black Other	0.08%
Mixed Ethnic Group	0.15%
Other Ethnic Group	0.08%
Refused/Not Known	4.82%
Females	
Total	100.00%
White	93.17%
Chinese	0.06%
Irish Traveller	0.06%
Indian	0.06%
Black African	0.06%
Other Ethnic Group	0.06%
Refused/Not Known	6.48%

Table 3a. Outcome at 4 weeks of people setting a quit date in the period 1st April 2003 to 31st March 2004 by age

	All ages	Not Known	Under 18	18-34	35-44	45-59	60 and over
Total no. setting quit date in the quarter	6359	115	199	1744	1478	1904	919
Number who had successfully quit at 4 week follow-up (self report)	3449	48	75	934	747	1100	545
Percentage who had successfully quit at 4 week follow-up based on self report	54.24%	41.74%	37.69%	53.56%	50.54%	57.77%	59.30%
No. who had not quit at 4 week follow-up (self report)	1851	34	66	485	474	538	254
Percentage who had not quit at 4 week follow-up (self report)	29.11%	29.57%	33.17%	27.81%	32.07%	28.26%	27.64%
No. not known/ lost to follow-up	1059	33	58	325	257	266	120
Percentage not known/ lost to follow up	16.65%	28.70%	29.15%	18.64%	17.39%	13.97%	13.06%
No. who had successfully quit at 4 week follow-up (self report), where non-smoking status confirmed by CO validation	2755	41	55	747	614	866	432
Percentage who had successfully quit at 4 week follow-up where non-smoking status confirmed by CO validation	43.32%	35.65%	27.64%	42.83%	41.54%	45.48%	47.01%

Note.

1. A client is counted as having successfully quit smoking at the 4-week follow-up if he/she has not smoked at all since two weeks after the quit date. The figures presented here are based on self-report of smoking status by the client at the 4 week follow-up.
2. The above figures include 101 pregnant women setting a quit date, of whom 49 (49%) had successfully quit (based on self-report) at the 4 week follow-up.
3. Carbon Monoxide (CO) validation measures the level of carbon monoxide in the bloodstream and provides an indication on the level of use of tobacco. CO monitoring is offered to clients as a tool to aid smoking cessation.
4. It is generally accepted that it is good practice to carry out CO monitoring due to its usefulness as a motivational tool for clients. However, smoking cessation services did not attempt CO validation on all people who had successfully quit at the 4 week follow-up (self-report).

Table 3b. Outcome at 4 weeks of males setting a quit date in the period 1st April 2003 to 31st March 2004 by age

	All ages	Not Known	Under 18	18-34	35-44	45-59	60 and over
Total no. setting quit date in the quarter	2767	52	63	667	640	879	466
Number who had successfully quit at 4 week follow-up (self report)	1530	21	19	379	335	495	281
Percentage who had successfully quit at 4 week follow-up based on self report	55.29%	40.38%	30.16%	56.82%	52.34%	56.31%	60.30%
No. who had not quit at 4 week follow-up (self report)	768	14	25	162	193	253	121
Percentage who had not quit at 4 week follow-up (self report)	27.76%	26.92%	39.68%	24.29%	30.16%	28.78%	25.97%
No. not known/ lost to follow-up	469	17	19	126	112	131	64
Percentage not known/ lost to follow up	16.95%	32.69%	30.16%	18.89%	17.50%	14.90%	13.73%
No. who had successfully quit at 4 week follow-up (self report), where non-smoking status confirmed by CO validation	1189	20	9	300	263	374	223
Percentage who had successfully quit at 4 week follow-up where non-smoking status confirmed by CO validation	42.97%	38.46%	14.29%	44.98%	41.09%	42.55%	47.85%

Note.

1. A client is counted as having successfully quit smoking at the 4 week follow-up if he/she has not smoked at all since two weeks after the quit date. The figures presented here are based on self-report of smoking status by the client at the 4 week follow-up.
2. Carbon Monoxide (CO) validation measures the level of carbon monoxide in the bloodstream and provides an indication on the level of use of tobacco. CO monitoring is offered to clients as a tool to aid smoking cessation.
3. It is generally accepted that it is good practice to carry out CO monitoring due to its usefulness as a motivational tool for clients. However, smoking cessation services did not attempt CO validation on all people who had successfully quit at the 4 week follow-up (self-report).

Table 3c. Outcome at 4 weeks of females setting a quit date in the period 1st April 2003 to 31st March 2004 by age.

	All ages	Not Known	Under 18	18-34	35-44	45-59	60 and over
Total no. setting quit date in the quarter	3592	63	136	1077	838	1025	453
Number who had successfully quit at 4 week follow-up (self report)	1919	27	56	555	412	605	264
Percentage who had successfully quit at 4 week follow-up based on self report	53.42%	42.86%	41.18%	51.53%	49.16%	59.02%	58.28%
No. who had not quit at 4 week follow-up (self report)	1083	20	41	323	281	285	133
Percentage who had not quit at 4 week follow-up (self report)	30.15%	31.75%	30.15%	29.99%	33.53%	27.80%	29.36%
No. not known/ lost to follow-up	590	16	39	199	145	135	56
Percentage not known/ lost to follow up	16.43%	25.40%	28.68%	18.48%	17.30%	13.17%	12.36%
No. who had successfully quit at 4 week follow-up (self report), where non-smoking status confirmed by CO validation	1566	21	46	447	351	492	209
Percentage who had successfully quit at 4 week follow-up where non-smoking status confirmed by CO validation	43.60%	33.33%	33.82%	41.50%	41.89%	48.00%	46.14%

Note.

1. A client is counted as having successfully quit smoking at the 4 week follow-up if he/she has not smoked at all since two weeks after the quit date. The figures presented here are based on self-report of smoking status by the client at the 4 week follow-up.
2. The above figures include 101 pregnant women setting a quit date, of whom 49 (49%) had successfully quit (based on self-report) at the 4-week follow-up.
3. Carbon Monoxide (CO) validation measures the level of carbon monoxide in the bloodstream and provides an indication on the level of use of tobacco. CO monitoring is offered to clients as a tool to aid smoking cessation.
4. It is generally accepted that it is good practice to carry out CO monitoring due to its usefulness as a motivational tool for clients. However, smoking cessation services did not attempt CO validation on all people who had successfully quit at the 4 week follow-up (self-report).

Table 4. People who set a quit date and who received Nicotine Replacement Therapy (NRT) only, bupropion (Zyban) only, both or neither, for all ages.

Total	All ages	Percentage
No. who received NRT only	4976	78.25%
No. who received bupropion (Zyban) only	168	2.64%
No. who received both NRT and bupropion (Zyban) either concurrently or consecutively	108	1.70%
No. who did not receive either NRT or bupropion (Zyban)	898	14.12%
No. where treatment option not known	209	3.29%
Total no. of people setting quit date during the quarter	6359	100.00%

Notes:

1. 'Received' means obtained by prescription, purchase or supply free of charge.
2. A client is counted as 'treatment option not known' if he/she is lost to follow-up at 4 weeks and it is not known if they received NRT and/or bupropion.
3. NRT became available on NHS prescription in January 2003; previously NRT was available through the smoking cessation services on a voucher scheme.

Table 5. People setting a quit date in the period 1st April 2003 to 31st March 2004, by gender and age group

	Number of people setting a quit date	% men	% women	% under age 18	% aged 18-59	% aged 60 and over
Total, all Health & Social Services Boards	6359	43.51%	56.49%	3.13%	80.61%	14.45%
EHSSB	1701	41.86%	58.14%	1.59%	81.95%	15.93%
NHSSB	1631	44.27%	55.73%	2.70%	82.83%	14.35%
SHSSB	1107	44.63%	55.37%	9.12%	69.11%	15.90%
WHSSB	1920	43.70%	56.30%	1.41%	84.17%	12.40%

Notes:

1. Age group is based on age at quit date.
2. Numbers of unknown age are excluded from the percentage calculations of age groups.

Table 6. Outcome at 4 weeks, based on self-report and Carbon Monoxide (CO) validation, of people setting a quit date by Health & Social Services Board

	Number of people setting a quit date	% successfully quit (self-report)	% Successfully quit (CO validation)	% lost to follow-up
Total, all Health & Social Services Boards	6359	54.24%	43.32%	16.65%
EHSSB	1701	50.56%	44.86%	13.35%
NHSSB	1631	75.78%	62.23%	7.73%
SHSSB	1107	45.71%	30.26%	27.82%
WHSSB	1920	44.11%	33.44%	20.73%

Note.

1. A client is counted as having successfully quit smoking at the 4 week follow-up if he/she has not smoked at all since two weeks after the quit date. The figures presented here are based on self-report of smoking status by the client at the 4 week follow-up.
2. The above figures include 101 pregnant women setting a quit date, of whom 49 (49%) had successfully quit (based on self-report) at the 4 week follow-up.
3. Carbon Monoxide (CO) validation measures the level of carbon monoxide in the bloodstream and provides an indication on the level of use of tobacco. CO monitoring is offered to clients as a tool to aid smoking cessation.
4. It is generally accepted that it is good practice to carry out CO monitoring due to its usefulness as a motivational tool for clients. However, smoking cessation services did not attempt CO validation on all people who had successfully quit at the 4 week follow-up (self-report).

Table 7. People who set a quit date and who received Nicotine Replacement Therapy (NRT) only, bupropion (Zyban) only, both or neither, for all ages

Total	EHSSB		NHSSB		SHSSB		WHSSB	
	All ages	%	All ages	%	All ages	%	All ages	%
No. who received NRT only	1452	85.36%	1364	83.63%	843	76.15%	1317	68.59%
No. who received bupropion (Zyban) only	42	2.47%	37	2.27%	25	2.26%	64	3.33%
No. who received both NRT and bupropion (Zyban) either concurrently or consecutively	25	1.47%	17	1.04%	11	0.99%	55	2.86%
No. who did not receive either NRT or bupropion (Zyban)	171	10.05%	158	9.69%	198	17.89%	371	19.32%
No. where treatment option not known	11	0.65%	55	3.37%	30	2.71%	113	5.89%
Total no. of people setting quit date during the quarter	1701	100.00%	1631	100.00%	1107	100.00%	1920	100.00%

Notes:

1. 'Received' means obtained by prescription, purchase or supply free of charge.
2. A client is counted as 'treatment option not known' if he/she is lost to follow-up at 4 weeks and it is not known if they received NRT and/or bupropion.
3. NRT became available on NHS prescription in January 2003; previously NRT was available through the smoking cessation services on a voucher scheme.

Table 8. Health Groups involved in smoking cessation services as at October 2004

HEALTH GROUP	EHSSB	NHSSB	SHSSB	WHSSB	TOTAL
Health Centres/GP Practices	46	60	26	19	151
Pharmacies	57	40	21	3	121
Hospitals	4	-	6	2	12
Schools	-	-	10	-	10
Community & Voluntary Organisations	8	9	19	3	39

Notes:

1. Numbers indicate within what health group smoking cessation services are available for each HSSB, although more than one person may be trained at each provider.

Table 9a. Comparison of Key Statistics over the period 1st January to 31st March for 2002/03 and 2003/04

Key Statistics	Year	
	2002/03	2003/04
Numbers setting a quit date	3791	6359
Numbers quit at 4 weeks (Self Report)	2344	3449
Percentage quit at 4 weeks (Self Report)	61.83%	54.24%
Numbers quit at 4 weeks (CO Validation)	1808	2755
Percentage quit at 4 weeks (CO Validation)	47.69%	43.32%

Table 9b. Comparison of Age Groups percentages over the period 1st January to 31st March for 2002/03 and 2003/04

Year	Age Groups				
	Under 18	18 - 34	35 - 44	45 - 59	60 and over
2002/03	1%	27%	25%	31%	14%
2003/04	3%	27%	23%	30%	14%

Table 9c. Comparison of Therapeutic Intervention percentages over the period 1st January to 31st March for 2002/03 and 2003/04

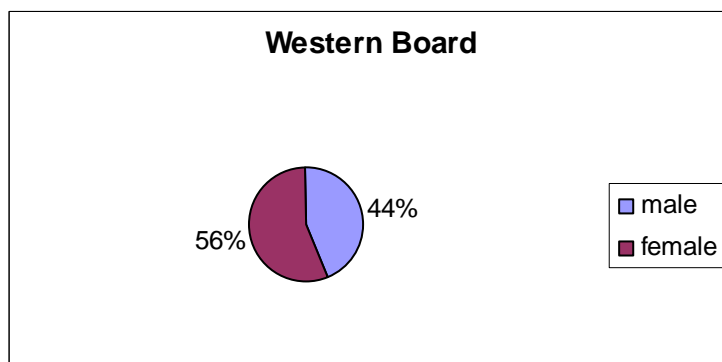
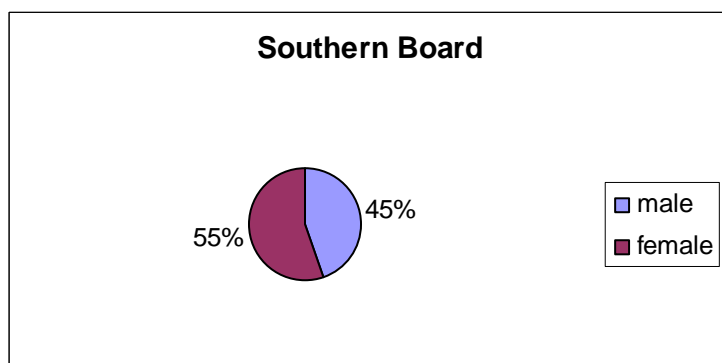
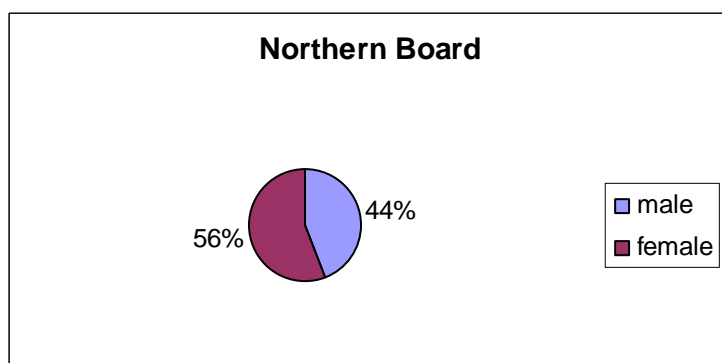
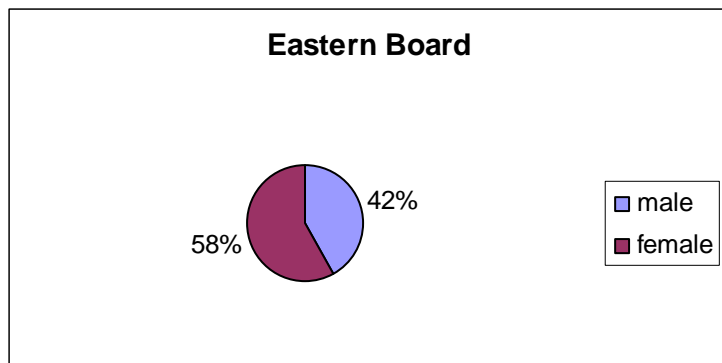
Year	Therapeutic Intervention			
	NRT only	Zyban only	Both	Neither/Not Known
2003/03	79%	5%	1%	15%
2004/04	78%	3%	2%	17%

Annex D: Equality Monitoring

Section 75 of the Northern Ireland Act 1998 requires public bodies, in carrying out their functions, to have due regard to the need to promote equality of opportunity and without prejudice to this, to also have regard to the desirability of promoting good relations. In order to address this obligation the Health and Social Services Boards were requested to undertake equality monitoring with those individuals accessing the services.

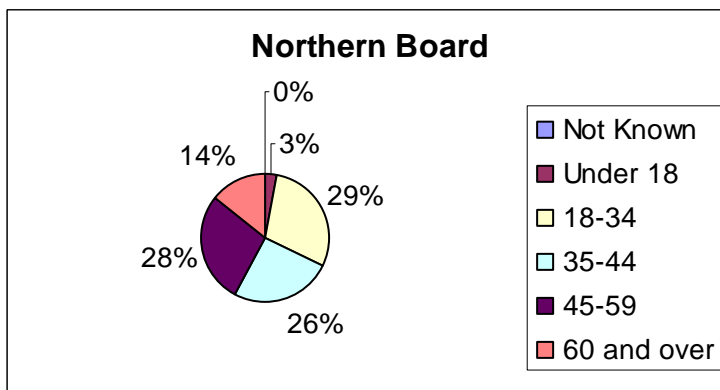
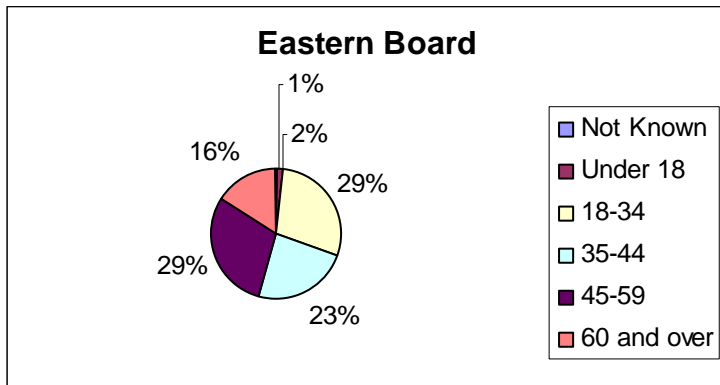
The figures below show the percentages of those accessing the smoking cessation services by gender and Health & Social Services Board.

Gender:

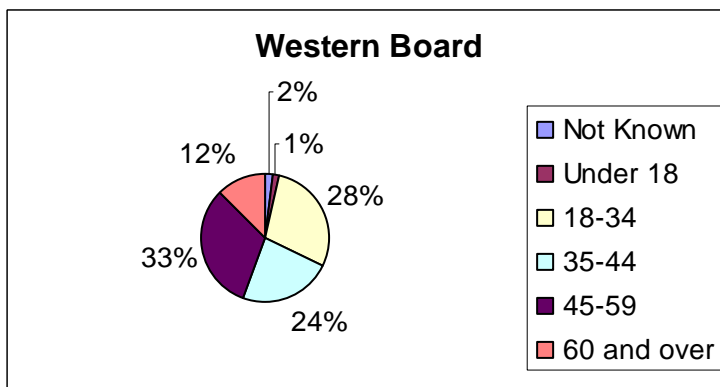
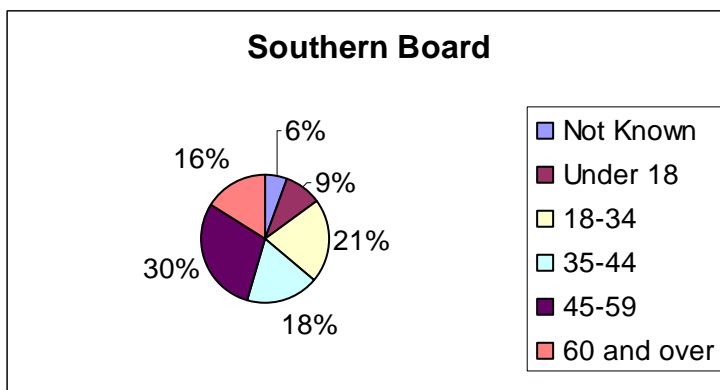


The figures below show the percentages of those accessing the smoking cessation services by age and Health & Social Services Board.

Age:

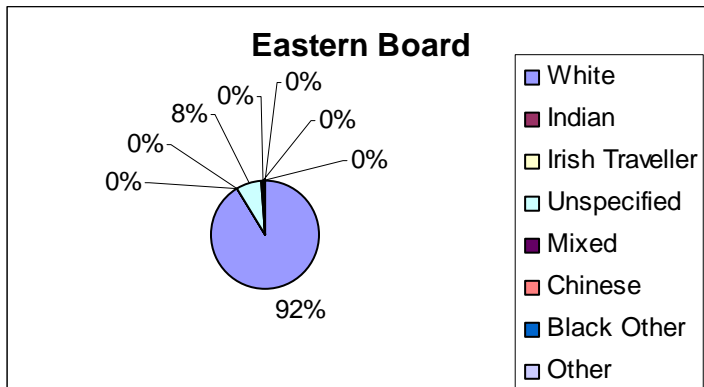


NB: Not Known is 0.12%

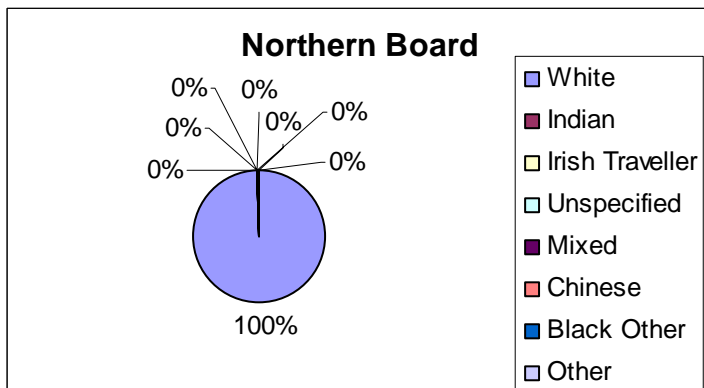


The figures below show the percentages of those who returned their equality monitoring form by ethnic background and Health & Social Services Board.

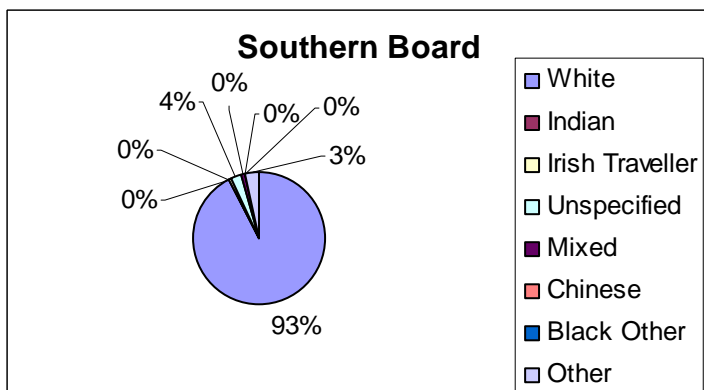
Ethnic Background:



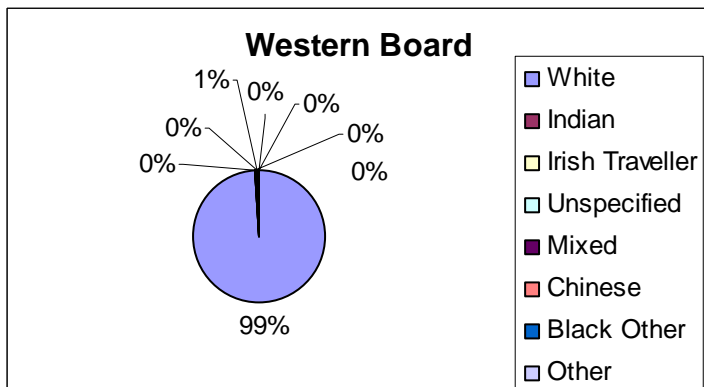
Indian 0.28%; Irish Traveller 0.19%; Mixed 0.47%; Chinese 0.19% Other 0.47%



Indian 0.19%; Unspecified 0.09%; Chinese 0.19% Other 0.09%



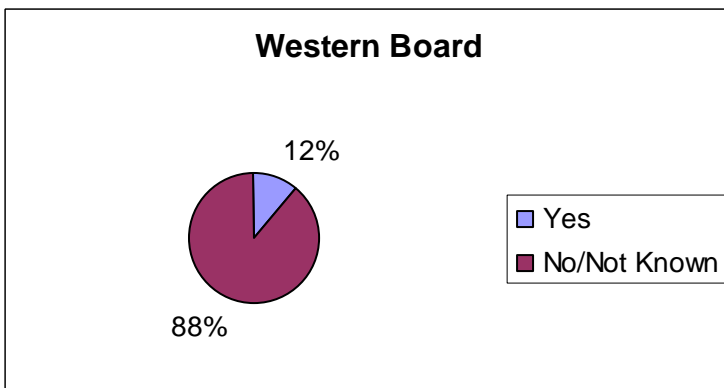
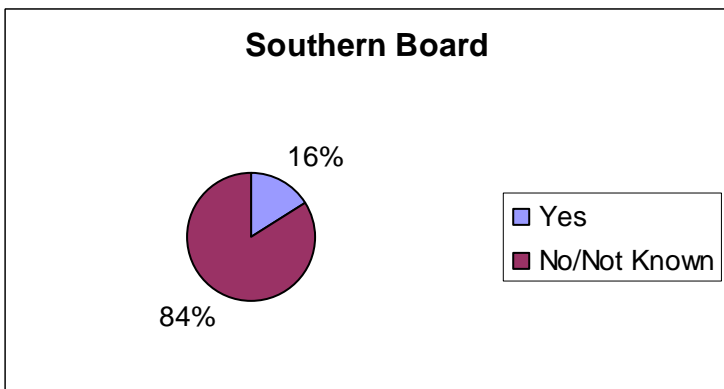
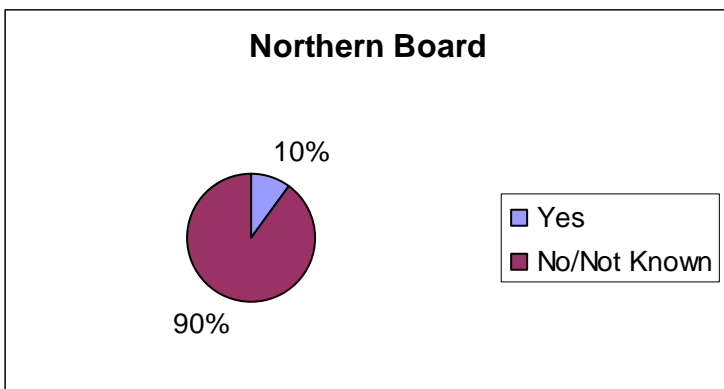
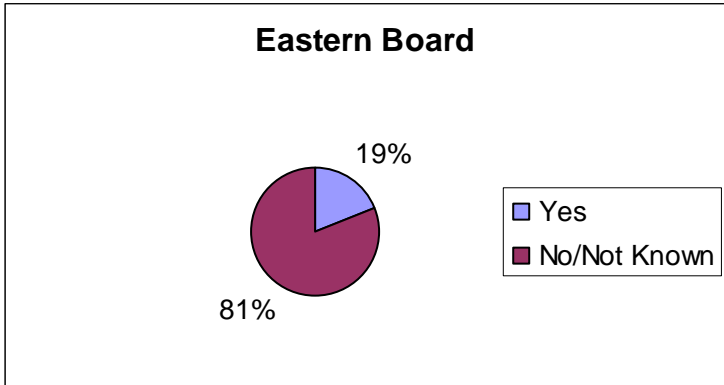
Indian 0.38%; Irish Traveller 0.38%; Mixed 0.38%; Chinese 0.38%



Indian 0.06%; Unspecified 0.50%; Mixed 0.13%; Black Other 0.06%; Other 0.06%

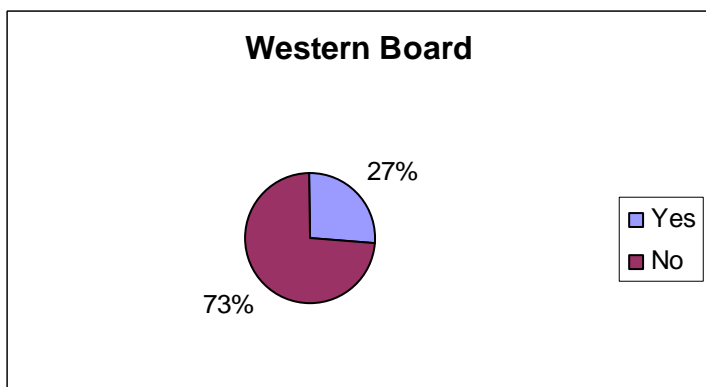
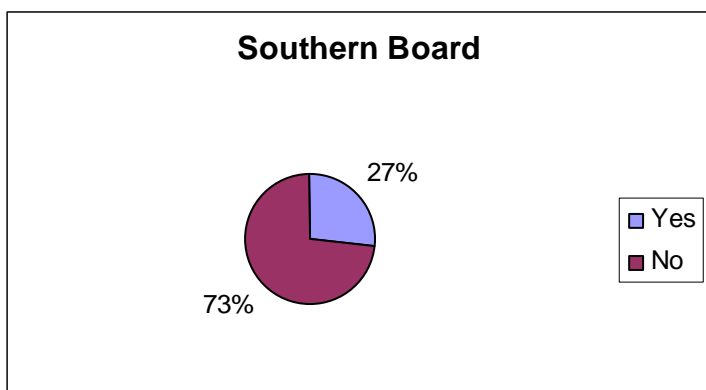
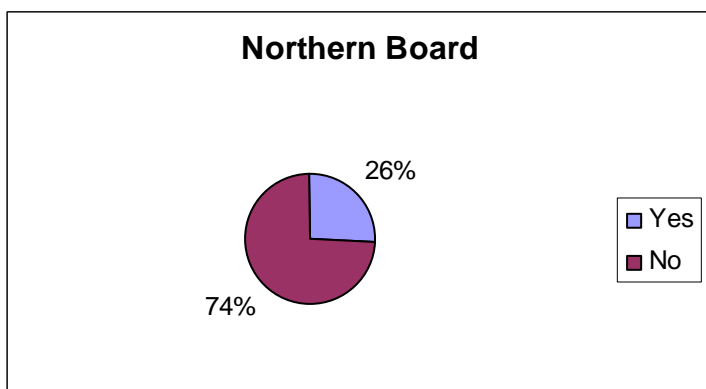
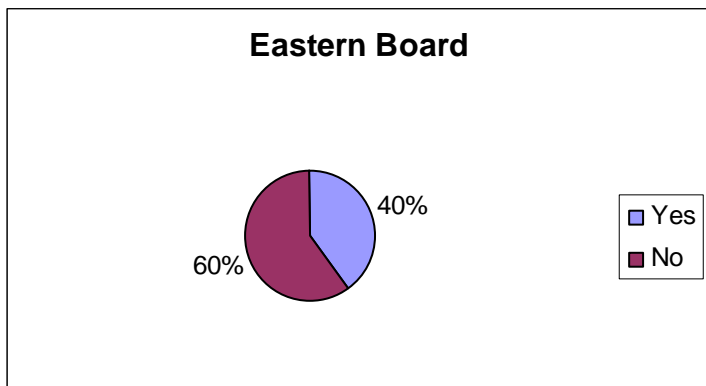
The figures below show the percentages of those who returned their equality monitoring form by self reported disability and Health & Social Services Board.

Disability (Self Report):



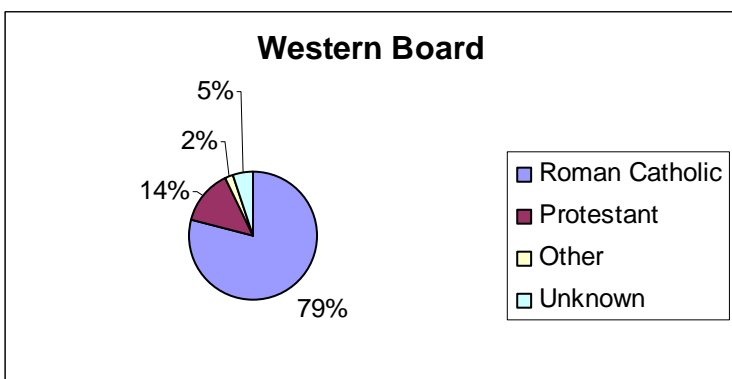
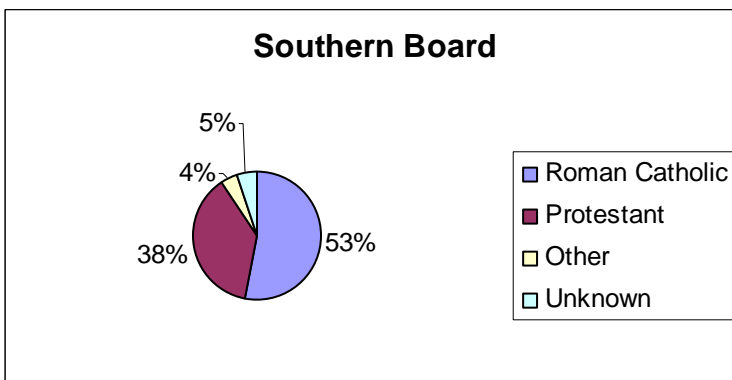
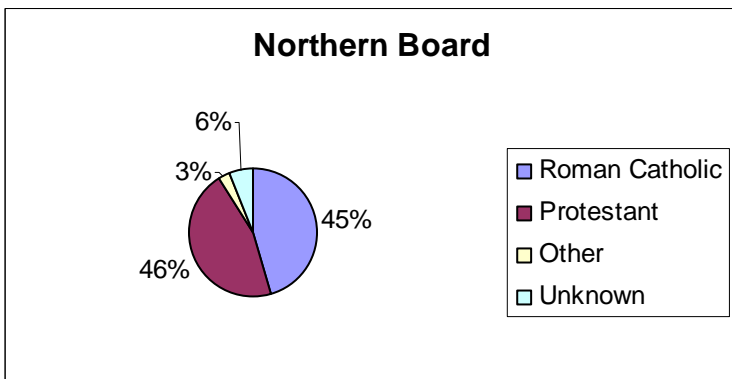
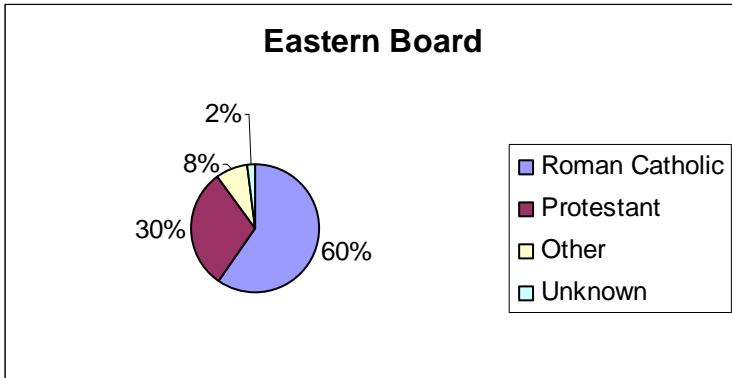
The figures below show the percentages of those who returned their equality monitoring form by dependants and Health & Social Services Board.

Dependants:



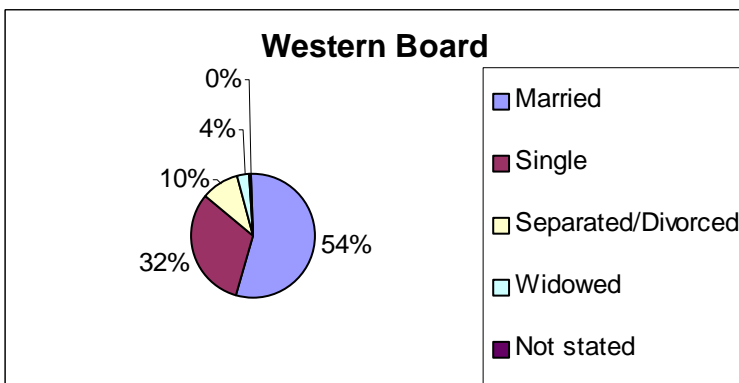
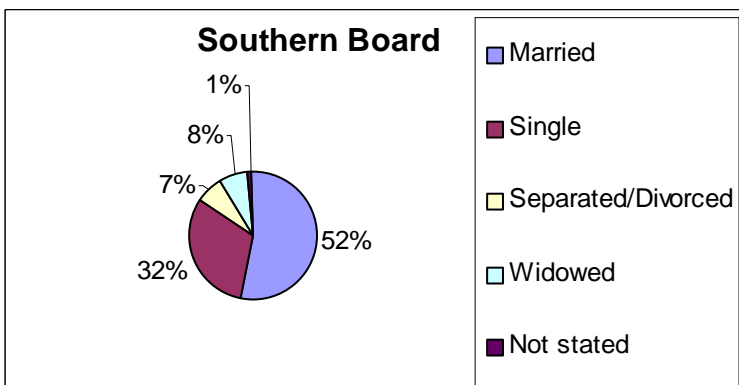
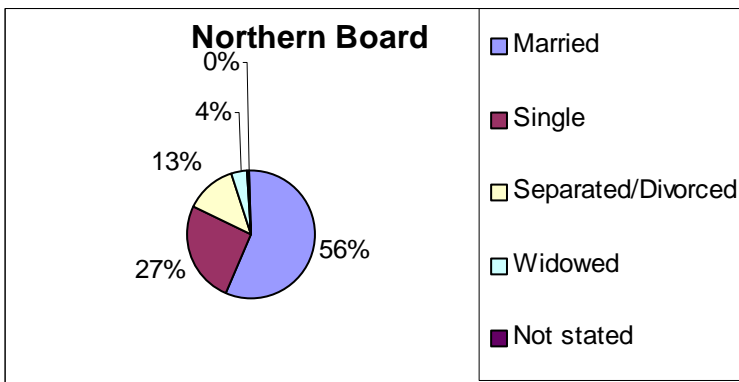
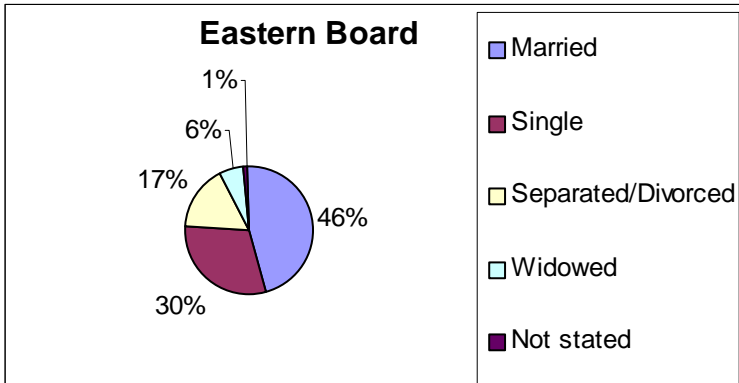
The figures below show the percentages of those who returned their equality monitoring form by community background and Health & Social Services Board.

Community Background:



The figures below show the percentages of those who returned their equality monitoring form by marital status and Health & Social Services Board.

Marital Status:



Annex E: Specialist Smoking Cessation Service Providers

EHSSB:

Down & Lisburn Trust	Telephone
Aghalee Pharmacy, 8E Lurgan Road, Aghalee, Craigavon, BT67 0DD	9265 0000
Baird's Pharmacy, 16 Market Square, Lisburn, BT28 1AG	9266 2118
Baird's Pharmacy, 21 Sloan Street, Lisburn, BT27 5AG	9266 4054
Baird's Chemists, 5-13 Hillsborough Road, Dromara, BT25 2BL	9753 2258
Baird's Pharmacy, 99 Knockmore Road, Ballymacoss, Lisburn, BT28 2EA	9260 3480
Ballymote Pharmacy, 40 Killough Road, Downpatrick	4461 7666
Boots the Chemist Ltd, 57 Bow Street, Lisburn, BT28 1BJ	9266 2193
Brian Mooney Dispensing Chemist, Macauleys Medical Hall, Downpatrick	4461 2032
Crossgar Pharmacy, 37 Killyleagh Street, Crossgar, BT30 9DQ	4483 0367
Disability Network, Unit 7, 171 Moira Road, Lisburn, BT28 1RW	
Dundrum Surgery, 14 Church View, Dundrum, BT33 0NA	4375 1267
Elaine Jackson, Respiratory Nurse, South Wing, Lagan Valley Hospital, Hillsborough Road, BT28 1JP	9266 5141 Extn: 2660
Gordons Chemists, 59 Main Street, Saintfield, BT24 7AB	9751 1333
Hilden Pharmacy, 56-58 Grand Street, Lisburn, BT27 4UD	9260 3673
John Doris Chemists, St Patricks Avenue, Downpatrick	4461 3794
Killyleagh Surgery, 14 Downpatrick Road, Killyleagh BT30 9RG	4482 8746
Knockmore Pharmacy, 4 Knockmore Square, Lisburn, BT28 1SZ	9266 4737
Maghaberry Pharmacy, Unit 3 Maghaberry Road, Maghaberry, Moira, BT67 0JF	9261 9259

Down & Lisburn Trust Continued	
Montalto Medical Practice, 2 Dromore Road, Ballynahinch, BT24 8AY	9756 2929
Patterson's Chemist, 11 Ballynahinch Street, Hillsborough, BT26 6AR	9268 2963
Pond Park Pharmacy, 2A Ballymacash Road, Lisburn, BT28 3DR	9262 9925
Stream St Surgery, 40 Stream St, Downpatrick, BT30 6DE	4461 3029
The Surgery, Causeway Place, Newcastle, BT33 0DN	4372 2252 4372 3438
Warnock's Pharmacy, 6 Market Lane, Lisburn, BT28 1YG	9266 4665

North & West Belfast	
Antrim Road Medical Centre, Drs Peter, MacSorley, Corrigan, 515 Antrim Road, Belfast, T15 3BS	9077 6600
Ardoyne/Shankill Health Partnership, Ardoyne Community Healthcare Centre, Ardoyne Avenue, Belfast, BT14 7DA	9075 6638
Ballygomartin Surgery, 17 Ballygomartin Road, Belfast, BT13 3BW	9071 6333
Ballyowen Health Centre, 179 Andersonstown Road, Belfast, BT11 9EA	9061 0611
Ballysillan Group Practice, 321 Ballysillan Road, Belfast, BT14 6RD	9039 1802
Campbell's Dispensary Ltd, 461 Springfield Road, Belfast, BT12 7DN	9032 6866
Carrick Hill Medical Centre, 1 Carrick Hill, Belfast, BT1 2JR	9024 3973
Clifton Street Surgery, 15-17 Clifton Street, Belfast, BT13 1AD	9032 2330
Crillys Chemist, 11 Springfield Road, Belfast, BT12 7AB	9032 4144
Crossin Chemist, 267 Antrim Road, Belfast, BT15 2GZ	9035 1084
Duncairn Medical Practice, 165 Duncairn Gardens Belfast, BT15 2GE	9074 3416
Falls Family Doctors, 115-117A Falls Road, Belfast, BT12 6AA	9032 1009

North & West Belfast Continued	
Grosvenor Road Surgery, 216 Grosvenor Road, Belfast, BT12 5AJ	9032 0777
The H.E.A.R.T. Project, Maureen Sheehan Healthy Living Centre, 106 Albert Street, Belfast, BT12 4HL	9031 0346
Kids 'n' Kin Sure Start, 7-9 Alliance Crescent, Belfast, BT14 6PL	
Ligoniel Improvement Association, Wolfhill Centre, 148 Ligoniel Road, Belfast, BT14 2BP	9039 1225
Lowwood Pharmacy, 454 Shore Road, Belfast, BT15 4HD	9037 0048
Shankill Women's Centre, 151-157 Shankill Road, Belfast, BT13 1FD	9024 0642
Skegoneil Health Centre, 195 Skegoneil Avenue, Belfast, BT15 3LL	9077 2471
T.A. Maguire Pharmacy, 3 Beechmount Avenue, Belfast, BT12 7WN	9032 0590
T.A. Maguire Pharmacy, 505 Falls Road, Belfast	9032 7140

South & East Belfast	
Balmoral Pharmacy, 88 Upper Lisburn Road, Belfast, BT10 0BA	9061 1079
Belvoir Clinic, 1B Drumart Square, Belvoir Estate, Belfast, BT8 4EY	9064 5746
Bloomfield Surgery, 155 Bloomfield Avenue, Belfast, BT5 5AB	9045 7677
Botanic Pharmacy, 98 Botanic Avenue, Belfast, BT7 1JR	9032 2209
Bradbury Pharmacy, 24-31 Shaftesbury Square, Belfast, BT2 7DP	9024 6336
Carryduff Pharmacy, A G Newberry Ltd, Hillsborough Road, Belfast, BT8 8HR	9081 2405
Carryduff Surgery, Hillsborough Road, Carryduff, BT8 8HR	9081 2211
Dunluce Health Centre, Dr Guy Practice, 1 Dunluce Avenue, Belfast, BT9 7HR	9020 4216
Dunluce Health Centre, Dr Jones Practice, 1 Dunluce Avenue, Belfast, BT9 7HR	9020 4218

South & East Belfast Continued	
Dunluce Health Centre, Dr Rodrigues Practice, 1 Dunluce Avenue, Belfast, BT9 7HR	9020 4263
East-Side Surgery, 56 Templemore Avenue, Belfast, BT5 4FT	9045 1000
Gordon's Chemist, 35-45 Castlereagh Road, Belfast, BT5 5FB	9045 7852
Gordon's Chemists, 13 Greenway, Cregagh, Belfast, BT6 0DT	9040 1023
Hollywood Arches, Dr Bell & Patton Practice, Westminster Avenue, Belfast, BT4 1NS	9056 3397
Hollywood Arches, Dr Kyle Practice, Westminster Avenue, Belfast, BT4 1NS	9056 3362
Hollywood Arches, Dr Small, McCutcheon, Dr Brown, Dr Stout, Westminster Avenue North, Belfast, BT4 1NS	9056 3350
Hollywood Road Surgery, 52 Hollywood Road, Belfast, BT4 1NT	9065 4668
J. McGregor Pharmacy Ltd, 30 Botanic Avenue, Belfast, BT7 1JQ	9032 7122
Kensington Medical Centre, Dr Hamilton Practice, 15A Donegall Road, Belfast, BT12 5JJ	9032 5679
Linen Court Surgery, 336 Beersbridge Road, Belfast, BT5 5DY	
Martin Ball Pharmacy, Unit 16 Forestside Shopping Ctr	9049 1980
McDowell's Pharmacy, 385 Donegall Road, Belfast, BT12 6FQ	9032 3567
McKay Ltd, 11 Kings Square, Kings Road, Belfast, BT5 7EU	9040 1077
McDonnell & Partners Health Centre, 139/141 Ormeau Road, Belfast, BT7 1DA	9024 2308
McMullans Pharmacy, 165 Lisburn Road, Belfast, BT9 7AJ	9038 1882
Mount Oriel Medical Centre, 2 Mount Oriel, Belfast, BT8 7UR	9070 1653
Mount Surgery, 51 Castlereagh Street, Belfast, BT5 4NH	9045 8314
Ormeau Park Pharmacy, 279 Ormeau Road, Belfast, BT7 3GG	9049 1981
Pollocks Chemist, 94A Albertbridge Road, Belfast, BT5 4GU	9045 9689
Ravenbank Surgery, 113 Ravenhill Road, Belfast, BT6 8DR	9045 7132

South & East Belfast Continued	
Rosetta Pharmacy, 52a Rosetta Road, Belfast, BT6 0LT	9049 1157
Strandburn Pharmacy, 180 Connsbrook Avenue, Belfast, BT4 1JY	9065 3804
The Surgery, Dr A A McCauley, 137 Ormeau Road, Belfast, BT7 1SN	9031 1118
Windsor Pharmacy, 395 Lisburn Road, BT9 7EW	9066 7767
Woodstock Medical Practice, 222 Woodstock Road, Belfast, BT6 9DL	9045 8103

North Down & Ards	
Ashley Medical Centre, 140 Groomsport Road, Bangor, BT20 5PE	9146 4444
Ballywalter Pharmacy, 61/63 Main Street, Ballywalter, BT22 2PQ	4275 8489
Bangor Health Centre, Dr Crawford Practice, Newtownards Road, Bangor, BT20 4LD	9151 5215
Blaney's Chemist, 38/40 Main Street, Kircubbin, BT22 2SP	4273 8235
Boots The Chemists Ltd, 14 Regent Street, Newtownards, BT23 4LH	9181 3359
Boots The Chemists Ltd, 79/83 Main Street, Bangor, BT20 7AF	9127 1134
Boots The Chemists Ltd, Unit 16, Ards Shopping Centre, Newtownards, BT23 4EU	9181 1297
Brook St Surgery, Brook St, Holywood, BT18 9BB	9042 6984
Burns Pharmacy, 100 Abbey Ring, Holywood, BT18 9PF	9042 3639
Donaghadee Health Centre, 3 Killaughey Road, Donaghadee, BT21 0BU	9188 2176
E Webb (Bangor) Ltd (Pharmacy), 10 Church Street, Bangor, BT20 3HT	9127 1989
E Webb (Bangor) Ltd (Pharmacy), 23 Clandeboye Road, Bangor, BT20 3LB	9146 0001
G Smyth (Helen's Bay) Ltd, Station Square, Helen's Bay, BT19 1TN	9185 3605

North Down & Ards Continued	
G T Maguire (Pharmacy), 82 High Street, Bangor, BT20 5BE	9147 3380
Gordons Chemists, 23 New Street, Donaghadee, BT21 OAG	9188 2546
Gordons Chemists, 2A Regent Street, Newtownards, BT23 4LH	9181 3217
Halligey Pharmacy, 39/41 Main Street, Millisle, BT22 2BL	9186 1877
Kilcooley Women's Education Group, C/o Kilcooley Primary School, Ganaway Avenue, Bangor, BT19 1QS	
Lloyds Pharmacy Ltd, Unit 9/10 Springhill Shopping Centre, Bangor, BT19 1ND	9146 8342
Loughview Medical Centre, 2 Main Street, Kircubbin, BT22 2SP	4273 8532
McKay (Newtownards) Ltd, 58 Regent Street, Newtownards, BT23 4LP	9181 3089
McMullans Pharmacy, The Medical Hall, 10 The Square, Portaferry, BT22 1LN	4272 8226
Newtownards Health Centre, Frederick St, Newtownards, BT23 4LR	9181 6880
Old Mill Surgery, Church Street, Newtownards, BT23 4AS	9181 7239
Priory Surgery, 26 High Street, Holywood, BT18 9AD	9042 6991
Silverbirch Medical Centre, 39A Silverbirch Road, Bangor, BT19 2EU	9145 5000
Sweeney's Pharmacies Ltd, 52 High Street, Holywood, BT18 9AE	9042 2222
The Surgery, 1 Church Street, Newtownards, BT23 4AS	9181 6333

Acute Services	
Belfast City Hospital Some GP's around this area can refer patients to this service	9026 3627
Mater Hospital Some GP's around this area can refer patients to this service	9080 2231
Royal Victoria Hospital	9063 5215
Downe Hospital	

Other Services	
Ulster Cancer Foundation UCF have recently moved premises. The specialist smoking cessation group is now held in The Malone Lodge Hotel, Eglantine Avenue, Belfast. This is open to any patient and runs on a Wed evening.	9049 2007
Central Service This is a centrally commissioned service delivered locally by UCF at sites throughout the EHSSB. For further details of locations and times of services please contact Bernie Neeson, from UCF.	9049 2007

NHSSB:

Smoking Cessation GP Services

1. **Ahoghill Health Centre**, Portglenone Road, AHOGHILL, BT42 1LE
2. **The Family Practice**, Antrim Health Centre, ANTRIM, BT41 4AB
3. **Antrim Health Centre, Dr Leggett**, Antrim Health Centre, ANTRIM, BT41 4AB
4. **Antrim Health Centre, Dr Turk & Mckenna**, Antrim Health Centre, ANTRIM, BT41 4AB
5. **Antrim Health Centre, Drs Hutchinson/ Moss**, Antrim Health Centre, ANTRIM, BT41 4AB
6. **Antrim Health Centre, Drs Hogg & Field**, Antrim Health Centre, ANTRIM, BT41 4AB
7. **Ballycastle Health Centre, Drs Bell, Guxhar, Heggarty**, Dalraida Hospital, BALLYCASTLE, BT54 6HB
8. **Ballycastle Health Centre, Drs Farnon, Russell, McLister**, Dalraida Hospital, BALLYCASTLE, BT54 6HB
9. **Ballyclare Group Practice**, George Avenue, BALLYCLARE, BT39 9HL
10. **Smithfield Medical Centre, Drs Simpson & Brown**, Galgorm Road, BALLYMENA, BT43 5HB
11. **The Surgery, Dr Magowan**, 77 Galgorm Road, BALLYMENA, BT42 1AA
12. **The Gables Medical Centre**, 45 Waveney Road, BALLYMENA, BT43 5BA
13. **Ballymena Health Centre, Drs McQuillan/ Armstrong**, Cushendall Road, BALLYMENA, BT43 6HQ

14. **Ballymena Health Centre, Drs McFarlane/ Dundee**, Cushendall Road, BALLYMENA, BT43 6HQ
15. **Rockfield Medical Practice**, 73-75 Doury Road, BALLYMENA, BT43 6JD
16. **Ballymena Health Centre, Drs Huey & Khanna**, Cushendall Road, BALLYMENA, BT43 6HQ
17. **Ballymena Health Centre**, Cushendall Road, BALLYMENA, BT43 6HQ
18. **Ballymoney Health Centre, Dr Johnston & Partners**, Robinson Memorial Hospital, 21 Newal Road, BALLYMONEY, BT53 6HP
19. **Ballymoney Health Centre, Dr Fannin & Partners**, Robinson Memorial Hospital, 21 Newal Road, BALLYMONEY, BT53 6HP
20. **Broughshane Health Centre**, 76 Main Street, BROUGHSHANE, BT42 4JP
21. **Bushmills Medical Practice**, 6 Priestland Road, BUSHMILLS, BT57 8QP
22. **Scotch Quarter Practice**, Carrickfergus Health Centre, Taylors Avenue
CARRICKFERGUS, BT38 7HT
23. **Liffock Surgery**, 69 Sea Road, CASTLEROCK, BT51 4TW
24. **2 Main Street**, CLOUGHMILLS, BT44 9LG
25. **Coagh Surgery**, 67 Ural Road, COAGH, BT80 0DP
26. **Coleraine Health Centre**, Castlerock Road, COLERAINE, BT51 3HP
27. **Mountsandel Surgery**, 4 Mountsandel Road, COLERAINE, BT52 1JB
28. **Lodge Heath**, 20 Lodge Manor, COLERAINE, BT52 1JX
29. **The Surgery**, 30C Fairhill Road, COOKSTOWN, BT80 8AG

30. **Cookstown Health Centre**, 52 Orritor Road, COOKSTOWN, BT80 8BN
31. **Crumlin Medical Practice**, 1 Glenavy Road, CRUMLIN, BT29 4LE
32. **Cullybackey Health Centre**, Tober Park, CULLYBACKEY, BT42 1NW
33. **Maine Medical Practice**, Old Mill Park, Main Street, CULLYBACKEY, BT42 1BW
34. **Glens of Antrim Medical Centre**, 2 Gortaclea Road, CUSHENDALL, BT44 0TE
35. **Medical Group Practice**, 29 High Street, DRAPERSTOWN, BT45 7AB
36. **Garvagh Health Centre**, 110 Main Street, GARVAGH, BT51 5AE
37. **Antrim Coast Medical Centre**, The Cloney, GLENARM, BT44 0AB
38. **Tramways Medical Centre**, Tramways, GLENGORMLEY, BT36 7XX
39. **Old School Surgery**, 54 Station Road, GREENISLAND, BT38 8TP
40. **Kells & Connor Medical Centre**, 31 Church Road, KELLS, BT42 3JU
41. **Kilrea Health Centre**, 36 Garvagh Road, KILREA, BT51 5QP
42. **Larne Health Centre, Drs Mitchell/ Swann**, Gloucester Avenue, LARNE, BT40 1PB
43. **Inver Surgery**, Moyle Medical Centre, Old Glenarm Road, LARNE, BT40 1XH
44. **Larne Health Centre, Drs Shanks/ Craig/ Black**, Gloucester Avenue, LARNE, BT40 1PB
45. **Victoria Surgery**, Moyle Medical Centre, Old Glenarm Road, LARNE, BT40 1XH
46. **Corran Surgery**, Moyle Medical Centre, Old Glenarm Road, LARNE, BT40 1XH

47. **Larne Health Centre, Drs Howie & Carlisle**, Gloucester Avenue, LARNE, BT40 1PB
48. **Maghera Health Centre**, 3 Church Street, MAGHERA, BT46 5EA
49. **Diamond Medical Centre, Drs Tohill, O’Kane, Noble**, Market Square, MAGHERAFELT, BT45 6ED
50. **Garden Street surgery, Drs Glancy/Ingram, Walls & Diamond**, Garden Street Surgery, MAGHERAFELT, BT45 5DD
51. **Whiteabbey Health Centre**, 95 Doagh Road, NEWTOWNABBEY, BT37 9QW
52. **Abbots Cross Medical Practice**, Doagh Road, NEWTOWNABBEY, BT37 9QW
53. **The Terrace Surgery**, 2 Dhu Varren Park, PORTRUSH, BT56 8EL
54. **The Family Practice**, 6 Lever Road, PORTSTEWART, BT55 7EF
55. **The Surgery**, 5 Neillsbrook Road, RANDALSTOWN, BT41 3AE
56. **Rasharkin Health Centre**, 10 Moneyleck Road, RASHARKIN, BT44 8QB
57. **Stewartstown Medical Centre, Drs McCoy & Partners**, 50 Hillhead Road, STEWARTSTOWN, BT71 5HY
58. **Templepatrick Surgery**, 80 Castleton, TEMPLEPATRICK, BT39 0AZ
59. **Toome Surgery**, 58 Main Street, TOOMEBRIDGE, BT41 3TJ
60. **Whitehead Health Centre**, 17B Edward Road, WHITEHEAD, BT38 9RU

Smoking Cessation Pharmacy Services

1. **Boots Chemist**, 11/12 Castle Centre, ANTRIM, BT41 4JE
2. **Bairds Chemist**, 8 High Street, ANTRIM, BT41 4AX
3. **McMullans Pharmacy**, 63 Castle Street, BALLYCASTLE, BT54 6AS
4. **JP McCaughan**, 27 Ann Street, BALLYCASTLE, BT54 6AA
5. **Boots Chemist**, Tower Centre, BALLYMENA, BT43 6AH
6. **Bairds Chemist**, 2/6 Queen Street, BALLYMENA, BT42 2BB
7. **Simpsons Pharmacy**, Fenaghy Road, Galgorm, BALLYMENA, BT42 1HW
8. **Broughshane Pharmacy**, 47 Main Street, Broughshane, BALLYMENA, BT42 4JP
9. **Lloyds Pharmacy**, 7 Church Street, BALLYMONEY, BT53 6HS
10. **Gordons Chemist**, 9 Main Street, BALLYMONEY, BT53 6JD
11. **AP Mathewson**, 51 Queen Street, BALLYMONEY, BT53 6JD
12. **Carrickfergus Pharmacy**, The Health Centre, Taylors Avenue, CARRICKFERGUS, BT38 7HQ
13. **SJ Smyth**, 19 Main Street, CASTLEDAWSON, BT45 8AA
14. **Mawhinney's Pharmacy**, 4 Drumadoon Road, CLOUGHMILLS, BT44 9LJ
15. **Coagh Pharmacies Ltd**, 11 Main Street, COAGH BT80 0EN
16. **Burns Medical Co.**, 16 Waterside, COLERAINE, BT51 3DP
17. **Whites Medical Hall**, 5 Waterside, COLERAINE, BT51 3DP

18. **Hendersons Chemist**, 7 Bushmills Road, COLERAINE, BT52 2BN
19. **Bairds Chemist**, 47 James Street, COOKSTOWN, BT80 8AE
20. **Bairds Chemist**, 81 Burn Road, COOKSTOWN, BT80 8DR
21. **Gordons Chemist**, 6 Oldtown Street, COOKSTOWN, BT80 8EF
22. **Boots Chemist**, 5 James Street, COOKSTOWN, BT80 8AA
23. **MB Falls**, 56 William Street, COOKSTOWN, BT80 8NB
24. **O'Kanes Ltd.**, 11 High Street, DRAPERSTOWN, BT45 7AB
25. **O'Kanes Ltd.**, 16 The Square, DRAPERSTOWN, BT45 7AE
26. **Shields Pharmacy**, 4 Coleraine Street, KILREA, BT51 5QD
27. **TA Glass**, 88 Main Street, MAGHERA, BT46 5AF
28. **V Harkin**, 112 Upper Main Street, MAGHERA, BT46 5AF
29. **AW Oliphant**, 37 Main Street, MAGHERA, BT46 5AA
30. **Lloyds Pharmacy**, 1 Meeting Street, MAGHERAFELT BT45 6BN
31. **RW McGlaughlin**, 36 Rainey Street, MAGHERAFELT, BT45 5AH
32. **GF O'Brien**, 5 Broad Street, MAGHERAFELT, BT45 6EA
33. **RA Glover**, 1C Smith Street, MONEYMORE, BT45 7PF
34. **JC & E O'Brien**, 77 Main Street, PORTGLENONE, BT44 8HR
35. **Campbells Pharmacy**, 8 Dunluce Street, PORTRUSH, BT56 8DN

36. **Daly's Pharmacy**, 46 Main Street, RANDALSTOWN, BT41 3AB
37. **Kennedys Pharmacy**, 56 Main Street, RASHARKIN, BT44 8PX
38. **FP Kelly**, 12 The Square, STEWARTSTOWN, BT71 5HX
39. **A Gribben**, 55 Main Street, TOOMEBRIDGE, BT41 3TF
40. **Calwells Pharmacy**, 18 Kings Road, WHITEHEAD, BT38 9PU

Smoking Cessation Community and Voluntary

1. **United Hospital Trust**, ANTRIM, BT41 2QB
2. **Homefirst Community Trust**, BALLYMENA, BT43 6DA
3. **Victory Praise Centre**, BALLYMENA, BT42 3HB
4. **Glebeside Community Association**, BALLYMONEY,
BT53 6HR
5. **Sure Start**, BUSHMILLS, BT57 8QB
6. **Causeway Hospital Clinic**, COLERAINE, BT52 1HS
7. **Moyle Hospital**, LARNE, BT40 1RT
8. **Loughgiel Community Association**, LOUGHGIEL, BT44 9JN
9. **Mid Ulster Implementation Group**, MAGHERAFELT,
BT46 5AF

SHSSB:

Armagh & Dungannon Health & Social Services Trust

<p>Cathy Murray Armagh Community Clinic Tower Hill Armagh Co Armagh BT61 9DR</p> <p>Clogher Clinic 38 Augher Road Clogher BT76 0AD</p>	<p>Tuesday 1.00pm - 4.00pm Friday 9.30am - 12.30pm (this is an antenatal clinic)</p> <p>3rd Monday of each Month 1.00pm - 5.00pm</p>
<p>Geraldine McCrory South Tyrone Hospital Dungannon Co Tyrone BT71 4AU</p>	<p>Friday 9.30am - 4.00pm</p>
<p>Pauline Doyle Mullinure Hospital Loughgall Road Armagh Co Armagh BT61 7NQ</p>	<p>Thursday 5.00pm - 8.00pm</p>
<p>Brenda Rushe <i>School Nurse</i> St Patrick's Academy 37 Killymeal Road Dungannon Co Tyrone BT71 6DS</p>	<p>n/a</p>
<p>Wendy Thornton BASE Health Living Representative HAZ Unit T4 - Dungannon Enterprise Centre 2 Coalisland Road Dungannon Co Tyrone BT71 6JT</p>	<p>n/a</p>
<p>Sharon McVeigh Southern Area Health Promotion Dept St Lukes Hospital Loughgall Road Armagh Co Armagh</p>	<p>n/a</p>

Craigavon & Banbridge Health & Social Services Trust

<p>Valerie Gough Portadown H&SS Centre Tavanagh Avenue Portadown Co Armagh</p> <p>Lurgan Health & Social Services Centre 100 Sloan Street Lurgan Co Armagh</p> <p>Brownlow H&SS Centre Brownlow 1 Legahory Centre Craigavon Co Armagh</p> <p>Banbridge H&SS Centre Scarva Street Banbridge Co Down</p> <p>Dromore Health Clinic 18 Banbridge Road Dromore Co Armagh</p>	<p>Thursday 9.30am - 1.00 pm</p> <p>Wednesday 9.30am - 1.00 pm</p> <p>Tuesday 2.00pm - 4.00pm</p> <p>Thursday 2.00pm - 4.00pm</p> <p>Monday 9.30am - 12.30pm</p>
<p>Lynne Smart & Valerie Gough Gilford Health Centre Castlevew Gilford Co Armagh</p>	<p>Wednesday 6.30pm - 8.00pm (Clinic) Wednesday 7.00pm - 8.00pm (Group)</p>
<p>Margaret (Rita) O'Neill <i>School Nurse</i> Brownlow H&SS Centre Brownlow 1 Legahory Centre Craigavon Co Armagh</p>	<p>n/a</p>
<p>Jean Rowe <i>School Nurse</i> Brownlow H&SS Centre Brownlow 1 Legahory Centre Craigavon Co Armagh</p>	<p>n/a</p>

Linda Mackle <i>School Nurse</i> Brownlow H&SS Centre Brownlow 1 Legahory Centre Craigavon Co Armagh	n/a
Una Mackle <i>School Nurse</i> Brownlow H&SS Centre Brownlow 1 Legahory Centre Craigavon Co Armagh	n/a
Sandra Hewitt <i>Community Midwife</i> Brownlow H&SS Centre Brownlow 1 Legahory Centre Craigavon Co Armagh	n/a
Collette Bailie <i>Community Midwife</i> Brownlow H&SS Centre Brownlow 1 Legahory Centre Craigavon Co Armagh	n/a
Geraldine McCusker <i>Occupational Health Nurse</i> Craigavon Area Hospital 68 Lurgan Road Portadown Co Armagh BT63 5QR	n/a
Marie Harte <i>Health Visitor</i> Lurgan Health & Social Services Centre Slone Street Lurgan Co Armagh	n/a
Susan Sandford <i>Health Visiting Student</i> Craigavon & Banbridge H&SST Area	n/a
Caroline Whitten <i>Practice Nurse</i> Portadown Health Centre Tavanagh Avenue Portadown Co Armagh BT62 3BU	n/a

Stephen McDowell Upper Bann Institute of Further & Higher Education Lurgan Campus 2 Kitchen Hill Lurgan Craigavon BT66 6AZ	n/a
Judith Denver Banbridge High School Primrose Gardens Banbridge Co Down BT32 3EP	n/a
Olga Cassey/Brenda Davison Banbridge Academy Lurgan Road Banbridge Co Down BT32 4AQ	n/a
Kate Conway Lismore Comprehensive Drumgask Craigavon Co Armagh BT65 5DU	n/a
Brownlow College (Integrated) Tullygally Road Craigavon Co Armagh BT65 5BS	n/a
Ann Lennon St Patrick's College Scarve Road Banbridge Co Down BT32 3AS	n/a

Craigavon Area Hospital Group Trust

<p>Nikki Cinnamond <i>Smoking Cessation Secondary Prevention Specialist Nurse</i> Craigavon Area Hospital 68 Lurgan Road Portadown Co Armagh BT63 5QR</p>	<p>Monday 9.00am - 1.00pm Thursday 9.00am - 5.00pm</p>
<p>Mary Coulter <i>Cardiac Rehabilitation Nurse</i> CCU 1 North Craigavon Area Hospital 68 Lurgan Road Portadown Co Armagh BT63 5QR</p>	<p>n/a</p>
<p>Catherine Bradley <i>Community Midwife</i> Craigavon Area Hospital 68 Lurgan Road Portadown Co Armagh BT63 5QR</p>	<p>Wednesday 1.00pm - 5.00pm</p>
<p>Heather Montgomery <i>Staff Midwife</i> 1 West Craigavon Area Hospital 68 Lurgan Road Portadown Co Armagh BT63 5QR</p>	<p>Wednesday 1.00pm - 5.00pm</p>
<p>Nuala McNeice <i>Staff Nurse</i> 1 South Craigavon Area Hospital 68 Lurgan Road Portadown Co Armagh BT63 5QR</p>	<p>n/a</p>
<p>Caroline Stretton Ward Sister 2 Medical Craigavon Area Hospital 68 Lurgan Road Portadown Co Armagh BT63 5QR</p>	<p>n/a</p>

<p>Annette McCann <i>Respiratory MTO</i> Air Lab Craigavon Area Hospital 68 Lurgan Road Portadown Co Armagh BT63 5QR</p>	<p>n/a</p>
<p>Sheila Donnelly <i>Staff Nurse</i> 2 North Craigavon Area Hospital 68 Lurgan Road Portadown Co Armagh BT63 5QR</p>	<p>n/a</p>
<p>Naomi Chapman <i>Doctor</i> Air Lab Craigavon Area Hospital 68 Lurgan Road Portadown Co Armagh BT63 5QR</p>	<p>n/a</p>
<p>Royanne Dickson <i>RNS</i> Air Lab Craigavon Area Hospital 68 Lurgan Road Portadown Co Armagh BT63 5QR</p>	<p>n/a</p>
<p>Lena Cooke <i>Staff Nurse</i> 2 Medical Craigavon Area Hospital 68 Lurgan Road Portadown Co Armagh BT63 5QR</p>	<p>n/a</p>
<p>Maureen Brown <i>Staff Nurse</i> 1 Medical Craigavon Area Hospital 68 Lurgan Road Portadown Co Armagh BT63 5QR</p>	<p>n/a</p>

Diane Crooks <i>Ward Manager</i> 1 Medical Craigavon Area Hospital 68 Lurgan Road Portadown Co Armagh BT63 5QR	n/a
Patrick McShane <i>MTO</i> Air Lab Craigavon Area Hospital 68 Lurgan Road Portadown Co Armagh BT63 5QR	n/a
Anne Mackin <i>Clinical Research Nurse</i> 1 North Craigavon Area Hospital 68 Lurgan Road Portadown Co Armagh BT63 5QR	n/a

South Tyrone Hospital

Pauline Kernan South Tyrone Hospital Carland Road Dungannon	n/a
---	-----

Lurgan Hospital

Heather Moore <i>Staff Nurse</i> Ward 4 Lurgan Hospital 100 Slone Street Lurgan Co Armagh	n/a
Rosie Irvine <i>Staff Nurse</i> Ward 7 & 8 Lurgan Hospital 100 Slone Street Lurgan Co Armagh	n/a

Newry & Mourne Health & Social Services Trust

<p>Gabrielle O'Neill Daisy Hill Hospital 5 Hospital Road Newry Co Down BT35 8PN</p>	n/a
<p>Veronica McCann Newry & Mourne Health Promotion Unit John Mitchel Place Newry Co Down BT35 8DR</p>	n/a
<p>Dympna McLoughlin Kilkeel Health Centre Knockchree Avenue Kilkeel Co Down BT34 4BP</p>	n/a
<p>Jacinta Reel Mullaghbawn Community Centre Tullymacrieve Road Mullaghbawn Newry Co Down BT35 9RD</p>	n/a
<p>Mary Havern Mullaghbawn Community Centre Tullymacrieve Road Mullaghbawn Newry Co Down BT35 9RD</p>	n/a
<p>Martin McGreevy St Joseph's Boys' School 20 Armagh Road Newry Co Down BT35 6DH</p>	n/a
<p>Liz O'Hagan St Mary's High School Upper Chapel Street Newry Co Down BT34 2DT</p>	n/a
<p>Geraldine Egan St Paul's High School Bessbrook Newry Co Down</p>	n/a

Kate Fitzpatrick John Mitchell Place Newry Co Down	n/a
Caroline Keenan John Mitchell Place Newry Co Down	n/a
Bronagh O'Reilly	WHOP – Community Groups
Martin Connell	WHOP – Community Groups
Brian Quinn	WHOP – Community Groups
Elish Quinn	WHOP – Community Groups
Robert Machett	WHOP – Community Groups
Mary Sheridan	No established working address as yet
David O'Hale	No established working address as yet
Terry Ruddy	No established working address as yet
Joseph McCrink	No established working address as yet
Dolores Conroy	No established working address as yet
Mairead Robb	No established working address as yet
Paula Martin	No established working address as yet

General Practices in Craigavon & Banbridge Area

<p>Noeleen Fearon Drs Gormley & McCloskey Old School House Surgery Antrim Rd Lurgan Tel: 028 3831 1905</p>
<p>Helen Robinson Drs Bell/Wilson/O'Friel Aghalee Surgery 8a Lurgan Road Aghalee BT67 0DD Tel: 028 9265 2630</p>
<p>Dr Henry O'Friel Drs Bell/Wilson/O'Friel Aghalee Surgery 8a Lurgan Road Aghalee BT67 0DD Tel: 028 9265 2630</p>
<p>Maureen Millar Drs Matthews/Carson/McConnell Orchard Family Practice Portadown Health Centre Tel: 028 3835 1145</p>
<p>Jennifer Magill Drs Gray/Troughton Surgery Portadown Health Centre Tel: 028 3835 1228</p>
<p>Carmel Doyle Drs Ramsey/McCloskey Drs McNiff/Cull/Dillon Drs McCandless/Mallon/Auld/Boyce Banbridge Group Practice Tel: 028 4062 3303</p>
<p>Margaret McKinstry Dr Chestnutt Ballyward Surgery Tel: 028 4065 0217</p>
<p>Jo-Anne Burke Drs Wilson/Doyle/Patterson Moores Lane Lurgan Co Armagh</p>

<p>Dr Doyle Drs Wilson/Doyle/Patterson Moores Lane Lurgan Co Armagh</p>
<p>Mandy Russell Dr Moore Portadown Health Centre Co Armagh</p>
<p>Moyra Stirling Drs Good/Kerr/Connery Portadown Health Centre Co Armagh Tel: 028 3835 1497</p>
<p>Sharon McCullough Drs Cupples/Huey/McCreedy 11 Main Street Loughbrickland Tel: 028 4066 2692</p>

General Practices in Armagh & Dungannon Area

<p>Lynda Coleman Drs Beckett/Marshall/McClung/Nicholson Abbey Court Surgery Armagh Tel: 028 3752 1450</p>
<p>Maureen Windrum Drs Dornan/Chambers/McCollum/Fearon Willowbank Surgery Keady Co Armagh Tel: 028 3753 0824</p>
<p>Janet Lamb Drs Livingston/Wright/Webster Markethill Health Centre Markethill Co Armagh Tel: 028 3755 2148</p>
<p>Patricia Kearney Drs O'Loughlin/Garland/Gaffney Parkview Surgery Dungannon Co Tyrone Tel: 028 8772 2019</p>
<p>Ann Hanna Dr McKenna Coalisland Health Centre Tel: 028 8774 8555</p>

General Practices in Newry & Mourne Area

Lynn Morgan Drs Mackle/Mulvaney/Flood Cornmarket Surgery Newry Co Down Tel:
Heather Johnston Drs Allen/Keown Old forge Surgery Annalong
Kathleen Clarke Dr O'Shaughnessy Rathfriland
Sharon McCauley Dr Sloan Rathfriland Surgery Tel: 028 4063 0034
Catrina Campbell Dr Vettiankal 6 Dronintree Road Meigh Tel: 028 3084 8510
Marian Quinn Dr Fee's Surgery Rathkeeland house Blaney Road Crossmaglen BT35 9JJ

Pharmacies

<p>Emos Donnelly Donnelly McAleer Pharmacy 20-21 The Square Coalisland Co Tyrone BT71 4LN Tel: 028 8774 0417 Fax: 028 8774 6668</p>
<p>Raymond Anderson Anderson's Pharmacy 9 Thomas Street Portadown Co Armagh BT62 3AG Tel: 028 3833 0266 Fax: 028 3833 4612</p>
<p>Seamus Strain Camlough Pharmacy 3a Main Street Camlough Co Down BT35 7JG Tel: 028 3083 8000 Fax: 028 3083 8000</p>
<p>John Swail Swail's Pharmacy 20 Charlemont Street Moy Co Armagh BT71 7SL Tel: 028 8778 4728 Fax: 028 8778 9728</p>
<p>Anna McCartan Aughnacloy Pharmacy 67-69 Moore Street Aughnacloy Co Tyrone BT69 6AR Tel: 028 8555 7943 Fax: 028 8555 7943</p>
<p>Jacinta Curran McKeaghey's Pharmacy 5 John Mitchel Place Newry Co Down BT34 2BP Tel: 028 3026 2606 Fax: 028 3026 5275</p>

Maxine Boyd

Baird's Chemist
The Medical Hall
2 Market Square
Dungannon
Co Tyrone
BT70 1AB
Tel: 028 8772 2761
Fax: 028 8772 9829

Brendan McSorley

McSorley's Pharmacy
67-69 Moore Street
Aughnacloy
Co Tyrone
BT69 6AR
Tel: 028 8555 7943
Fax: 028 8555 7943

Elaine Mahuire

Northern Pharmacy
Health Centre Pharmacy
Legahorey
Brownlow
Co Armagh
BT65 5BE
Tel: 028 3834 1462
Fax: 028 3831 6788

Sarah Watson

Tynan Pharmacy
Main Street
Tynan
Co Armagh
Tel: 028 3756 9564
Fax: 028 3756 9564

Helen Farson

Boots the Chemist
87 Newry Street
Banbridge
Co Down
BT32 3EA
Tel: 028 4066 2720
Fax: 028 4062 7365

Helena Rooney

Gordon's Chemist
26 Greencastle Street
Kilkeel
Co Down
BT34 4BH
Te: 028 4176 2231
Fax: 028 4176 5469

Claire Magill & Claire O'Connor

McKeagney's Pharmacy
21-23 North Street
Lurgan
Co Armagh
BT67 9AG
Tel: 028 3832 2486
Fax: 028 3834 6715

Shane O'Neill

O'Neill Pharmacy
28-30 Main Street
Ballygawley
Dungannon
Co Tyrone
BT70 2HE
Tel: 028 8556 8217
Fax:

Linda Holywood

Boots the Chemist
158 Scotch Street
Armagh
Co Armagh
BT61 7BY
Tel: 028 3752 3199
Fax: 028 3752 4667

Pauline McGlinchey

Boots the Chemist
Oaks Centre
Dungannon
Co Tyrone
BT71 4NA
Tel: 028 8772 6626
Fax: 028 8772 7633

Karen Hughes

Gordon's Chemist
Scotch Street
Armagh
Co Armagh
BT61 7DD
Tel: 028 3752 2855
Fax: 028 3751 1154

Connor O'Reilly

J W Gray Ltd
24 English Street
Armagh
Co Armagh
BT61 7BA
Tel: 028 3752 2092
Fax: 028 3752 5892

Edel Haughian

McKeevers Pharmacy
11 Marcus Square
Newry
Co Down
BT34 1AE
Tel: 028 3026 2528
Fax: 028 3026 5005

Colm Quinn

McKenna & Quinn Pharmacy
63-65 Thomas Street
Armagh
Co Armagh
BT61 7QB
Tel: 028 3752 6666
Fax: 028 3752 6678

Damien Daly

Medi-Chem Pharmacy
Thomas Street
Dungannon
Co Tyrone
BT70 1HJ
Tel: 028 8772 4722
Fax: 028 8775 3390

WHSSB:

CONTACT NAME	ORGANISATION
Grainne O'Reilly Smyth	The Surgery, Drumgoon, Maguiresbridge, Enniskillen BT94 4PB
Mr Neily Hagan	Aisling Centre, 37 Darling Street, Enniskillen BT74 7DP
Ms Bernie Hall Drs. Davidson, White, McGovern	Lakeside Medical Practice Erne Rd, Enniskillen BT74 6NN
Ms Teresa Hall	The Surgery, Corrameen, <u>Kinawley, Co. Fermanagh BT92 4FJ</u>
Anne Hutton Dr. Singh & Partners	Great James St. Health Centre Derry BT48 7DH
Dr. Mellotte	The Surgery, Ederney Co. Fermanagh BT93 0AR
Joni Gamble	Newbuildings Community and Environmental Association, L'derry BT47 2QS
Monica O'Gara/Hazel Marshall	Boots The Chemist 43-47 High Street Omagh BT78 1BA
Bernie Duffy	Clarendon Medical 35 Northland Avenue, Derry BT48 7JW
Mr P. McCallion	Lloyds Pharmacy 6 Church Street Claudy BT47 4AA
Dr. Michael Herron	Carrickmore Health Centre Termon Road Sixmilecross Omagh BT79 9LR
Anne McDaid	Quayside Medical Practice 82-84 Strand Road, L'derry BT48 7NN
Gena Quinell	Oakleaf Medical Practice Great James St. Health Centre Derry BT48 7DH
Mary McKeown	Plumbridge Medical Centre 41 Main Street Plumbridge Omagh BT79 8DL
Grace Kielt	Altnagelvin Hospital, L'derry BT47 1SB
M.Nugent-Murphy	George & Partners <u>Lisnaskea Health Centre, Drumhaw, BT92 0JB</u>
Dr. Deehan	Omagh Health Centre Mountjoy Road Omagh BT79 7BA
Barry Keenan	Erne Hospital, Cornagrade Road, Enniskillen BT74 6AY
Evelyn Walton	Limavady Health Centre, Scroggy Road, Limavady BT49 0NA
Theresa Timlin	Dr Devlin's Practice, Foyle HSSTrust, Great James St. Health Centre Derry BT48 7DH
Nicola Pinkerton	Lloyds Pharmacy, 5 Victoria Place, Sion Mills BT82 9HL
Roisin Barton	Bogside & Brandywell Health Forum, Dove House, 32 Meenan Square, Bogside L'Derry BT48 9EX

Moira Sweeney	Shantallow Health Centre Racecourse Road, Derry BT48 8NL
Margaret McCartan	Dr. Pollock's Surgery Omagh Health Centre, 21 Mountjoy Road, Omagh BT79 7EQ
Anne Travers	Dr. McCallion & Partners Omagh Health Centre, 21 Mountjoy Road, Omagh BT79 7EQ
Carol Sproule	Castledearg Group Surgery, 13A Lower Strabane Road, Castledearg BT81 7AZ
Ms Audrey Doherty	Dr. P Doherty, 17 Clarendon Street, L'derry BT48 7NB