

statistics about the well being of young people leaving care

september 08

September 08

Statistics about the Wellbeing of Young People Leaving Care



Contents Page	Page Number
Foreword	5
Introduction	6
Section One	
1.1 Legislative Context	7
1.2 Regional Leaving and After Care Census in Northern Ireland	8
1.3 Leaving Care Census and Guidelines (2008)	9
1.4 Quality Assurance and Analysis of the 2008 Census Data	9
Section Two	
2. Regional Data	
2.1 Total Care Leavers at 30.9.08	11
2.2 Total Care Leavers by Gender	11
2.3 Care Leavers by Trust	11
2.4 Care Leavers by Legal Status	12
2.5 Trend of Legal Status	12
2.6 Care Leaver Population by Age	12
2.7 Living Arrangements for Eligible Young People	13
2.8 Living Arrangements for Relevant, Former Relevant and Qualifying Young People	13
2.9 Access to Floating Support Services	14
2.10 Primary Socio-Economic Status of Eligible Young People	14
2.11 Primary Socio-Economic Status of Relevant, Former Relevant and Qualifying	14
2.12 Bank Account/ National Insurance Number	15
2.13 Access to Professional Support	15
2.14 Health and Wellbeing	16
2.15 Parental Responsibility	17
2.16 Cautions/Convictions	17
Population Projections	
2.17 Projected Population by Age and Gender	18
2.18 Projected Population by Trust	18
2.19 Projected Population by Care Placement	19
3. Belfast Health & Social Care Trust	
3.1 Total Care Leavers at 30.9.08	21
3.2 Total Care Leavers by Gender	21
3.3 Care Leavers Legal Status	21
3.4 Trend of Legal Status	22
3.5 Care Leavers by Age	22
3.6 Living Arrangements – Eligible Young People	22
3.7 Living Arrangements – Relevant, Former Relevant and Qualifying Young People	23
3.8 Access to Floating Support	23
3.9 Primary Socio-Economic Status of Eligible Young People	23
3.10 Primary Socio-Economic Status of Relevant, Former Relevant and Qualifying	24
3.11 Bank Account/National Insurance Number	24
3.12 Access to Professional Support	24
3.13 Health and Wellbeing	25
3.14 Parental Responsibility	26
3.15 Cautions/Convictions	26

Population Projections

3.16 Projected Population by Age and Gender	27
3.17 Projected Population by Care Placement	27

4. Northern Health & Social Care Trust

4.1 Total Care Leavers at 30.9.08	28
4.2 Total Care Leavers by Gender	28
4.3 Care Leavers Legal Status	28
4.4 Trend of Legal Status	29
4.5 Care Leavers by Age	29
4.6 Living Arrangements – Eligible Young People	30
4.7 Living Arrangements – Relevant, Former Relevant and Qualifying Young People	30
4.8 Access to Floating Support	30
4.9 Primary Socio-Economic Status of Eligible Young People	31
4.10 Primary Socio-Economic Status of Relevant, Former Relevant and Qualifying	31
4.11 Bank Account/National Insurance Number	31
4.12 Access to Professional Support	32
4.13 Health and Wellbeing	32
4.14 Parental Responsibility	33
4.15 Cautions/Convictions	33

Population Projections

4.16 Projected Population by Age and Gender	34
4.17 Projected Population by Care Placement	34

5. South Eastern Health & Social Care Trust

5.1 Total Care Leavers at 30.9.08	35
5.2 Total Care Leavers by Gender	35
5.3 Care Leavers Legal Status	35
5.4 Trend of Legal Status	36
5.5 Care Leavers by Age	36
5.6 Living Arrangements – Eligible Young People	37
5.7 Living Arrangements – Relevant, Former Relevant and Qualifying Young People	37
5.8 Access to Floating Support	37
5.9 Primary Socio-Economic Status of Eligible Young People	38
5.10 Primary Socio-Economic Status of Relevant, Former Relevant and Qualifying	38
5.11 Bank Account/National Insurance Number	38
5.12 Access to Professional Support	39
5.13 Health and Wellbeing	39
5.14 Parental Responsibility	40
5.15 Cautions/Convictions	40

Population Projections

5.16 Projected Population by Age and Gender	41
5.17 Projected Population by Care Placement	41

6. Southern Health & Social Care Trust

6.1 Total Care Leavers at 30.9.08	42
6.2 Total Care Leavers by Gender	42
6.3 Care Leavers Legal Status	42
6.4 Trend of Legal Status	43
6.5 Care Leavers by Age	43
6.6 Living Arrangements – Eligible Young People	44
6.7 Living Arrangements – Relevant, Former Relevant and Qualifying Young People	44
6.8 Access to Floating Support	44
6.9 Primary Socio-Economic Status of Eligible Young People	45
6.10 Primary Socio-Economic Status of Relevant, Former Relevant and Qualifying	45
6.11 Bank Account/National Insurance Number	45
6.12 Access to Professional Support	46
6.13 Health and Wellbeing	46
6.14 Parental Responsibility	47
6.15 Cautions/Convictions	47

Population Projections

6.16 Projected Population by Age and Gender	48
6.17 Projected Population by Care Placement	48

7. Western Health & Social Care Trust

7.1 Total Care Leavers at 30.9.08	49
7.2 Total Care Leavers by Gender	49
7.3 Care Leavers Legal Status	49
7.4 Trend of Legal Status	50
7.5 Care Leavers by Age	50
7.6 Living Arrangements – Eligible Young People	51
7.7 Living Arrangements – Relevant, Former Relevant and Qualifying Young People	51
7.8 Access to Floating Support	51
7.9 Primary Socio-Economic Status of Eligible Young People	52
7.10 Primary Socio-Economic Status of Relevant, Former Relevant and Qualifying	52
7.11 Bank Account/National Insurance Number	52
7.12 Access to Professional Support	53
7.13 Health and Wellbeing	53
7.14 Parental Responsibility	54
7.15 Cautions/Convictions	54

Population Projections

7.16 Projected Population by Age and Gender	55
7.17 Projected Population by Care Placement	55

Section 3

8.1 Factfile	56
8.2 Appendix 1 Population Census Template	58
8.3 Acknowledgements	60

FOREWORD

This report on “Statistics about the Well-Being of Young People Leaving Care” September 2008 is the first publication of the findings of a regional care population census undertaken to learn more about how our population of young people leaving care are doing. In light of the introduction of the Children (Leaving Care) Act (NI) 2002 and its primary purpose of improving the life chances of young care leavers it is imperative that an informed baseline exists which provides measures to determine improvements in outcomes.

This report seeks to provide the Department, HSC Board, HSC Trusts and other statutory and voluntary stakeholders with key information to assist in service planning and development, assessing the effectiveness of the services that are in place and determining priorities for future funding.

The Regional Project Team for Leaving Care Implementation initiated the report and subsequently commissioned this work on behalf of the Department. Tommy Doherty and his Team in the WHSSB in collaboration with the HSC Trusts undertook and completed the design and information gathering template, data collation and analysis and compilation of this document.

Introduction

This report represents the findings of the Regional Leaving Care Population Census which was carried out at 30th September 2008. The Census sought to review outcomes for care leavers in Northern Ireland following the implementation of the Children (Leaving Care) Act (NI) 2002.

The findings are based on an analysis of Census Data which was gathered from the five Health and Social Care Trusts on :

- Care leavers aged 16 - 21 and over; and
- Looked after children aged 11- 16 years.

The data is a snapshot of the position on the 30th September 2008. The Report is presented in two main sections.

Section One

This section includes an outline of the legislative and policy context relating to care leavers and a description of the 2008 Leaving Care Census information including how it differs from previous Census which had been undertaken in 2005 and 2006.

Section Two

This section presents the main findings from the Census giving a regional overview initially followed by individual sections for each of the five Trusts.

Data and analysis address the overall leaving and after care population aged 16-21 years and over. Additionally each section incorporates details on the projected leaving care population based on data relating to looked after children aged 11-16 years.

Section Three

Section Three includes an Appendix which provides a list of the data items contained in the 2008 Leaving Care Census information gathering template. A Factfile providing an easy reference, high level regional summary of the data is also available in this section.

Section One Legislative and Policy Context

1.1 Legislative Context

Building on the Children (NI) Order 1995 and its underlying principles, the primary purpose of the Children (Leaving Care) Act (NI) 2002 is to improve the life chances of young people who are looked after by HSC Trusts as they make the transition to independent living. To this end the new Act amends the Children (Northern Ireland) Order 1995 to strengthen the existing duties on HSC Trusts to provide a service to young people leaving care. Its main aims are:

- To delay a young person's discharge from care until he/she is prepared and ready to leave;
- To improve the assessment, preparation and planning for leaving care;
- To provide better personal support for young people leaving care;
- To improve the financial arrangements for care leavers.

The Children (Leaving Care) Act introduces new duties on Trusts to provide support to certain children defined by the legislation including:

- The provision of a needs assessment at 16 years of age;
- The development of a Pathway Plan based upon the assessment and a duty to review the plan until the young person reaches 21 and possibly longer if the young person is undertaking a course of higher education;
- The provision of a Personal Adviser;
- A duty to keep "in touch" up to the age of 21 or until the completion of a course of education;
- A duty on the "responsible Trust" to provide for the young person's needs irrespective of where the young person lives;
- Financial responsibility for the maintenance and accommodation costs of "relevant" 16 and 17 year old care leavers;
- The provision of "suitable accommodation" for relevant care leavers;
- The provision for care leavers aged 18-21 of general assistance and assistance with employment and education related expenses, including the provision of vacation accommodation; and
- The introduction of a shortened complaint process, involving a 14-day informal resolution stage for matters not relating to finance.

Detailed explanation of the definitions and duties is set out in the Children (Leaving Care) Act (NI) 2002 Guidance and Regulations and the Act itself.

1.2 The Regional Leaving Care Census in Northern Ireland

The aim of the Leaving Care Census is to provide robust, relevant and timely information to support the overall implementation of the new legislation and to assist those with responsibility for the development of policy and the planning of services that will effectively meet the needs of children and young people affected by the Act in Northern Ireland. The detail available from the Census enables the monitoring of outcomes for care leavers resulting from the implementation of the Act since 2005.

The 2008 Census builds on the Census exercises undertaken in 2005 and 2006 and introduces a number of additional sections including a profile of health and wellbeing and of the contact young people have with Juvenile Justice. The Census has been designed specifically around gathering information on those categories of young people affected by the legislation according to their legal status. The Act defines these categories as follows:

- **Eligible Young Person:** Children aged 16 and 17 who have been looked after for at least 13 weeks since the age of 14 and who are still looked after.
- **Relevant Young Person:** Children aged 16 and 17 who have left care and before leaving care were eligible children. (Any child who has been in a family placement for a period of 6 months or more is not treated as a relevant child. This applies whether the period of six months commences before or after a child ceases to be looked after by the Trust. The placement must be with a parent or other person with parental responsibility or a person who had a residence order in respect of the child before they went into care).
- **Former Relevant Young Person:** Care Leavers aged 18 - 21 who have been eligible or relevant or both. If at age 21 and still engaged in education or training young people remain in the Former Relevant category until the end of agreed programme of education or training even if that takes them past the age of 21.
- **Qualifying Young Person:** Any young person (including those who do not fall into any of the previous three categories) aged under 21 (under 24 if in education or training) who ceases to be looked after or accommodated in a variety of other settings, or privately fostered after the age of 16.

The Census was designed to incorporate information on the sections listed below.

- Personal Characteristics
- Legal Status (under the Children (NI) Order 1995)
- Current living Arrangements
- Socio-Economic Status
- Professional Support, Needs Assessment, Personal Adviser and Pathway Plans
- Health and Wellbeing (including juvenile justice)

To assist with forward planning, the Census also sought basic information on the projected leaving care population i.e. those looked after children aged 11-16 years in Northern Ireland. The data collected on this population on the 30th September was limited to children's personal characteristics (gender and age), legal status and current care placement.

1.3 Leaving Care Census and Guidelines (2008)

As with the previous exercises undertaken on the Census in 2005 and 2006, the information on care leavers and looked after children in 2008 was collected centrally by members of the Children Leaving Care Regional Implementation Project team. The data was collected on templates which had been designed and agreed at a regional seminar held in early September 2008 which included stakeholders from DHSSPS, Boards and the five HSC Trusts.

The purpose of the seminar was to agree the data items to be collected and corresponding guidance notes, determine how the data would be recorded on the template and establish deadlines for return of the information. The template was designed to ensure that responses were standardized in order to give a greater level of consistency in the data captured. The template held a primary section incorporating some 42 data items on young people on the caseloads of leaving and aftercare teams with a supplementary section on the projected population which held 10 data items for each young person.

The 2008 Leaving Care Census templates were issued, with guidance notes, to Trusts in mid September with a deadline for return given as the end of October 2008.

Leaving and After Care Teams based within each of the five Health and Social Care Trusts completed the agreed template.

1.4 Quality Assuring and Analysing the 2008 Census Data

On receipt of the returns an initial quality assurance exercise was undertaken to determine that all records were fully completed. Work was undertaken with each of the Trusts to review the templates submitted and to ensure that all missing data items were subsequently completed.

Additionally all 2,169 records were individually checked across all Trusts. These validation checks were undertaken by professional social workers to ensure that records were accurate based on the requirements of the legislation.

The quality assurance audit was a time consuming process. Templates were returned to Trusts with a complete list of areas to be reviewed. Deadlines were set and the revised and completed templates were received by the Regional Implementation Project Team.

Following the quality assurance exercise, templates for each team were merged into a single template, one for each Trust area. The data was imported into a purpose

built database which assisted with the analysis. The database provided summary analysis for each of the five Trusts.

The first results of the analysis were provided at the Leaving Care Conference “Achievements and Challenges” on the 13th March 2009.

This report builds on the information shared at the conference and provides high level results both on a regional basis and at Trust level.

Section Two Results of the 2008 Leaving Care Census

Regional Level

2.1 Total Care Leavers at 30th September 2008.

There was a total of 1,234 care leavers at the 30th September 2008.

	2005	2006	2008
Total	988	1076	1234

The table above gives the total number of care leavers from September 2005, 2006 and 2008. There was an increase in the overall care leaver population of 246 (25%) between 2005 and 2008.

2.2 Total Care Leavers by Gender

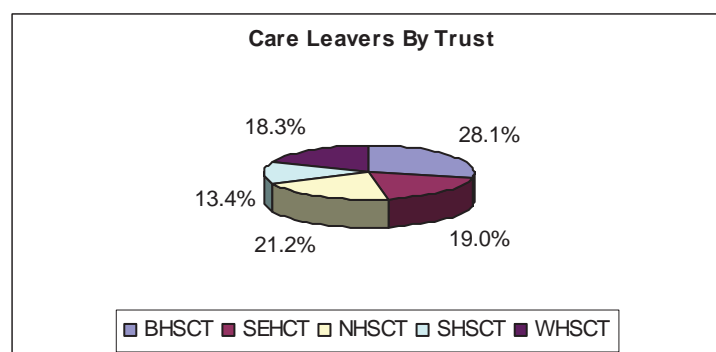
The gender of care leavers is almost evenly split. There was a total of 619(50.2%) female care leavers and 615(49.8%) male care leavers. This is similar to the position at 2005.

2.3 Number of Care Leavers by Trust

Legal Status	BHSCT	SEHCT	NHSCT	SHSCT	WHSCT	Total
Eligible	111	76	93	50	83	413
Relevant	18	3	15	6	8	50
Former Relevant	183	137	128	92	106	646
Qualifying	35	18	26	17	29	125
Total	347	234	262	165	226	1234

The number of care leavers by Trust is set out in the table above. At 30.9.08 Belfast Trust had the highest number of care leavers at 347.

- BHSCT – 347 young people (28.1%)
- SEHCT – 234 young people (19%)
- NHSCT – 262 young people (21.2%)
- SHSCT – 165 young people (13.4%)
- WHSCT – 226 young people (18.3%)



2.4 Care Leavers by Legal Status

The table in section 2.3 above provides the number of care leavers by legal status. Over half of young people were within the former relevant category, followed by one third of young people in the eligible category.

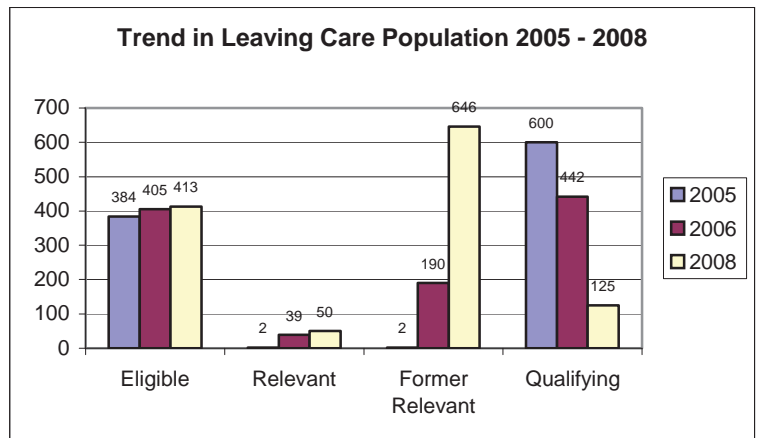
- There was a total of 413 young people within the eligible category. (34%)
- There was a total of 50 young people within the relevant category. (4%)
- There was a total of 646 young people within the former relevant category. (52%)
- There was a total of 125 young people within the qualifying category. (10%)

2.5 Trend in Legal Status

There was an increase of 29 or almost 8% in the eligible category between 2005 and 2008.

The relevant category increased from 2 young people to 50 young people.

The former relevant category had the steepest increase from 2 young people to 646. This increase was expected as young people move out of the eligible (16 and 17 year olds) into the former relevant category at 18+ years.



The number of young people in the qualifying category fell from 600 to 125. This sharp decrease was again expected as young people initially moved into this category following implementation of the legislation and are now 'ageing out' of the category.

2.6 Care Leaver Population By Age

Age	No of Young People	%
16	224	18%
17	246	20%
18	263	21%
19	219	18%
20	222	18%
21 and Over	60	5%
Total	1234	100%

- 470 young people (38%) were within the 16-17 age group.
- 482 young people (39%) were within the 18-19 age group.

- 222 young people (18%) were aged 20.
- 60 (5%) Of young people were aged 21 and over.

2.7 Living Arrangements for Eligible Young People

- 214 eligible young people (52%) lived with foster carers. Most of these (61%) were with stranger foster carers.

- 74 young people (18%) were in residential children's homes.

Placement Type	No. of Young People	%
Foster Placement (Stranger)	130	31.5%
Foster Care Placement (Kinship)	84	20.3%
At Home In Care	60	14.5%
Residential Children's Home	74	17.9%
Other	65	15.7%
Total	413	100%

- 60 young people (15%) were cared for at home.
- 65 young people (16%) were in other accommodation including, for example, supported accommodation for vulnerable young people, secure care and supported lodgings.

2.8 Living Arrangements for Other Categories

At September 2008 there were 821 young people in the relevant, former relevant and qualifying categories. The living arrangements for young people within these categories are set out in the table below. 162 (20%) of young people remained with former foster carers.

Living Arrangements	No of Young People	%
Remaining with Former Foster Carers/Kinship carers	162	19.7%
Tenancy - NIHE or Housing Accommodation	153	18.6%
Living at Home with parents and/or siblings	108	13.2%
Private Rented	94	11.4%
Others	304	37.0%
Total	821	100.0%

Some 304 young people were recorded in the 'other' category. These included, for example, living with friends/relatives, secure accommodation, foyer, hostel/homeless accommodation, student accommodation, hospital, supported accommodation for vulnerable young people, no fixed abode, bed and breakfast, specialist placement (disability), living arrangements unknown, armed forces accommodation and living outside the country.

2.9 Access to Floating Support Services

At the 30.9.08 the Census highlighted that 133 young people were currently accessing Floating Support Services. Floating Support Services, delivered through a range of voluntary sector agencies and funded through Supporting People, provide outreach housing support to young people who reside in living arrangements in the community that do not have on site support.

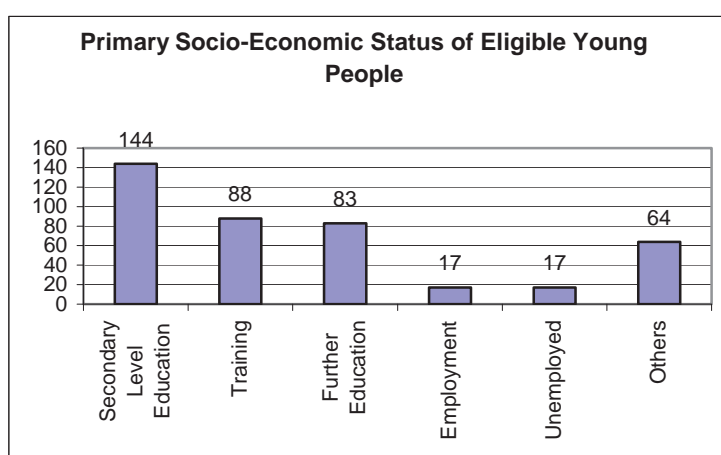
	Eligible	Former Relevant	Relevant	Qualifying	Total
Accessing Floating Support	18	89	6	20	133

2.10 Primary Socio-Economic Status of Eligible Young People

Over 80% of eligible young people were in education, employment or training at 30.9.08.

4% of young people were unemployed.

Those young people in the 'other' category, included, for example, young people who held parental responsibility or who were sick/disabled or resided in secure accommodation.



2.11 Primary Socio Economic Status of Relevant, Former Relevant and Qualifying Young People

The table below details the primary socio-economic status of relevant, former relevant and qualifying young people. Over half of young people were engaged in education, training or employment.

Primary Socio-Economic Status of Relevant, Former Relevant and Qualifying Young People	No of Young People	%
Employment	148	18%
Training	102	12%
Further Education	84	10%
Higher Education	62	8%
Secondary level Education	23	3%
Unemployed	173	21%
Others	229	28%
Total	821	100%

One in five young people were unemployed.

Those young people in the 'other' category cited, for example, parental responsibilities, being sick/disabled, as their primary socio-economic status.

2.12 Bank Account/National Insurance Number

A total of 1,109 (90%) of young people had a bank account. This ranged from 82% of relevant young people to 94% of former relevant young people.

A total off 1,192 (97%) of young people had a National Insurance number.

2.13 Access to Professional Support

This section of the Census gathered data on the number of care leavers that had access to a range of support provided by the leaving and after care teams in line with the statutory requirements of the Children (Leaving Care) Act (NI) 2002.

Contact with Team

93% of all care leavers had contact with their leaving care team. 91 young people had no contact. Most of those young people with no contact were in the former relevant category.

Legal Status	In Contact with Team	Has a Named Social Worker
Eligible	383(93%)	413 (100%)
Relevant	47(94%)	47(94%)
Former Relevant	597(92%)	629(97%)
Qualifying	116(93%)	116(93%)
Total	1143(93%)	1205(98%)

Named Social Worker

Almost all (98%) of young people had a named social worker. All young people in the eligible category did have a named social worker while 17 former relevant young people did not have a social worker.

Needs Assessment/Pathway Plan/Personal Adviser

Legal Status	Needs Assessment	Pathway Plan	Personal Adviser
Eligible	304 (80%)	281(76%)	257(62%)
Relevant	37(76%)	35(73%)	36(72%)
Former Relevant	566(88%)	588(91%)	448(69%)
Qualifying	51(41%)	69(56%)	n/a
Total	958(80%)	973(82%)	741(67%)

The information above presents a snapshot picture of needs assessment, pathway plan and personal adviser arrangements as at 30.9.08.

The figures highlighted that 80% of young people had a needs assessment – this ranged from 41% of qualifying young people to 88% of former relevant young people.

82% of young people had a pathway plan\aftercare plan ranging from 56% of qualifying young people to 91% of former relevant young people.

67% of young people (741) had a personal adviser ranging from 62% of eligible young people to 72% of relevant young people.

2.14 Health and Wellbeing

This additional section was included in the Census in order to provide a baseline of Health and Wellbeing needs in respect of young people leaving care.

Registered with a GP/Dentist

Legal Status	Has a GP	Has a Dentist
Eligible	407(99%)	391(95%)
Relevant	49(98%)	46(92%)
Former Relevant	642(99%)	586 (91%)
Qualifying	123(98%)	115(92%)
Total	1221(99%)	1138(92%)

- Almost all young people were registered with a GP (99%). 13 young people did not have a GP
- 92% of all young people had access to a dentist. This ranged from 91% of the former relevant category to 95% of the eligible category.

Mental Health Concerns

Legal Status	Mental Health Concerns	Access/Referral To Mental Health Concerns
Eligible	108(26%)	101(24%)
Relevant	17(34%)	14(28%)
Former Relevant	168(26%)	143(22%)
Qualifying	42(34%)	38(30%)
Total	335(27%)	296 (24%)

The Census collected data on whether or not staff had any concerns about the mental health of care leavers and if the young

people had access to or had been referred to mental health services. The Census highlighted that there were concerns in respect of one in four young people. The highest levels were amongst qualifying and relevant young people.

Registered with a Disability

Disability	Total
Eligible	43(10%)
Relevant	0(0%)
Former Relevant	69(11%)
Qualifying	5(4%)
Total	117(9%)

The Census gathered data on the number of care leavers that had been assessed by the Trust and met the threshold for adult disability services. A total of 117 young people (9%) had a disability.

This ranged from 4% of qualifying young people to 11% of former relevant young people.

Self Harm

Staff recorded that a total of 140 of all care leavers (11%) had self-harmed in the past 12 months.

2.15 Parental Responsibility

Parental Status	No of Young People	%
Not a Parent <i>(includes small number of young people who were pregnant)</i>	1068	86.5%
Parent	116	9.4%
Lone Parent	50	4.1%
Total	1234	100%

- The Census highlighted that 1,068 young people (86.5%) had no parental responsibilities. A small number of these young people (2%) were pregnant at the time of the Census.
- 166 young people were parents (13.5%). 50 of these young people were lone parents.

2.16 Cautions/Convictions

Legal Status	Cautions	Convictions
Eligible	72(17%)	50(12%)
Relevant	12(24%)	15(30%)
Former Relevant	104 (16%)	102(16%)
Qualifying	13(10%)	13(10%)
Total	201(16%)	180 (15%)

- Staff recorded that 201 young people (16%) had been cautioned in the past 12 months.

- 180 young people (15%) had been convicted at some stage in their life.

Population Projections Regional Level

In order to project the level of demand on leaving care services over the coming years some data was collected in respect of those young people currently in the care system and aged 11-16 years old.

2.17 Projected Population By Age and Gender

The Census highlighted that there was a total of 935 young people aged 11-16 years currently in care within the 5 Trusts. The table below provides an age breakdown of this population.

Projected Population	11	12	13	14	15	16	Total	%
Female	82	67	80	100	116	13	458	49%
Male	84	87	98	91	103	14	477	51%
Total	166	154	178	191	219	27	935	100%

Age

- 27 young people were aged 16 but had not yet reached the criteria to become eligible.
- 219 young people were aged 15 years and would become entitled to leaving care services over the coming 12 – 15 months.
- 689 young people were aged 11-14 years.

Gender

- These young people were almost evenly split between male (51%) and female (49%).

2.18 Projected Population By Trust

Projected Population By Trust	BHSCT	NHSCT	SEHSCT	SHSCT	WHSCT	Total
Number of Young People	245	178	221	111	180	935
%	26.2%	19.0%	23.6%	11.9%	19.3%	100.0%

- The highest population was within the Belfast Trust (26%) followed by 24% within the South Eastern Trust.
- The Southern Trust had the lowest projected population at 12%.

2.19 Care Placement of the Projected Population

Placement	Number	%
Foster Care	624	67%
At home in care	145	16%
Children's Home	108	12%
Others	58	6%
Total	935	100%

- 624 young people(67%) were living with foster carers.
- 16% of young people were at home in care.
- 12% were in children's homes.

Registered with a Disability

A total of 129 young people (14%) of the projected population were recorded as having a disability.



Trust Profiles

Belfast Health and Social Care Trust

Care Leavers at 30th September 2008

3.1 Total Care Leavers at 30th September 2008.

There was a total of 347 care leavers as at the 30th September 2008.

Total Care Leavers	2005	2006	2008
Total	250	293	347

The table above gives the total number of care leavers from September 2005, 2006 and 2008. There was an increase of 97(39%) young people between 2005 and 2008.

3.2 Total Care Leavers by Gender

The gender of care leavers is almost evenly split. There was a total of 181(52%) female care leavers and 166(48%) male care leavers.

3.3 Care Leavers by Legal Status

The table below provides the number of care leavers by legal status. Over half of young people were within the former relevant category, followed by one third of young people in the eligible category.

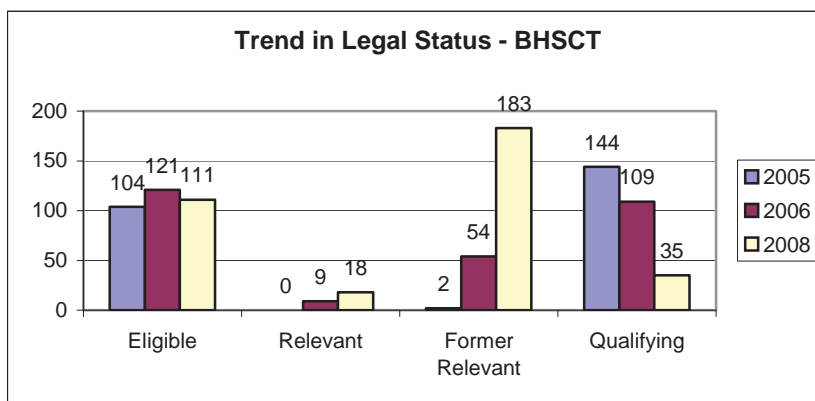
Legal Status	2008	%
Eligible	111	32%
Relevant	18	5%
Former Relevant	183	53%
Qualifying	35	10%
Total	347	100%

- There was a total of 111 young people within the eligible category. (32%)
- There was a total of 18 young people within the relevant category. (5%)
- There was a total of 183 young people within the former relevant category. (53%)
- There was a total of 35 young people within the qualifying category. (10%)

3.4 Trend in Legal Status

There was a slight increase of 7 young people in the eligible category between 2005 and 2008.

The relevant category increased from 0 young people to 18 young people.



The former relevant category had the steepest increase from 2 young people to 183. This increase was expected as young people move out of the eligible (16 and 17 year olds) into the former relevant category at 18+ years.

The number of young people in the qualifying category fell from 144 to 35. This sharp decrease was again expected as young people initially moved into this category following implementation of the legislation and are now 'ageing out' of the category which is replaced in the main by the former relevant category.

3.5 Care Leaver Population By Age

Age	No of Young People	%
16	62	18%
17	71	20%
18	74	21%
19	65	19%
20	57	16%
21 and Over	18	5%
Total	347	100%

- 133 young people (38%) were within the 16-17 age group.
- 139 young people (40%) were within the 18-19 age group.

- 57 young people (16%) were aged 20.
- 18 (5%) of young people were aged 21 and over.

3.6 Living Arrangements for Eligible Young People

Placement Type	No. of Young People	%
Foster Placement (Stranger)	40	36%
Foster Placement (Kinship)	7	6%
At Home IN Care	19	17%
Residential Children's Home	16	14%
Others	29	26%
Total	111	100%

- 47 eligible young people (42%) lived with foster carers. Most of these lived with stranger foster carers.
- 16 young people (14%) were in residential

children's homes.

- 19 young people (17%) were cared for at home.
- 29 young people (26%) were in other accommodation including, for example, supported accommodation for vulnerable young people, secure care and supported lodgings.

3.7 Living Arrangements for Other Categories

At September 2008 there were 236 young people in the relevant, former relevant and qualifying categories. The living arrangements for young people within these categories are set out in the table below. 39 (17%) young people remained with former foster carers.

Living Arrangements	No of Young People	%
Remaining with Former Foster Carers/Kinship carers	39	17%
Tenancy - NIHE or Housing Accommodation	42	18%
Living at Home with parents and/or siblings	26	11%
Living with Relatives	19	8%
Private Rented	18	8%
Others	92	39%
Total	236	100%

Some 92 young people were recorded in the 'other' category. These included, for example, living with friends or relatives or living outside the country, living in hostel/homeless accommodation, living in foyer, secure accommodation, supported lodgings, student accommodation and supported accommodation for vulnerable young people.

3.8 Access to Floating Support

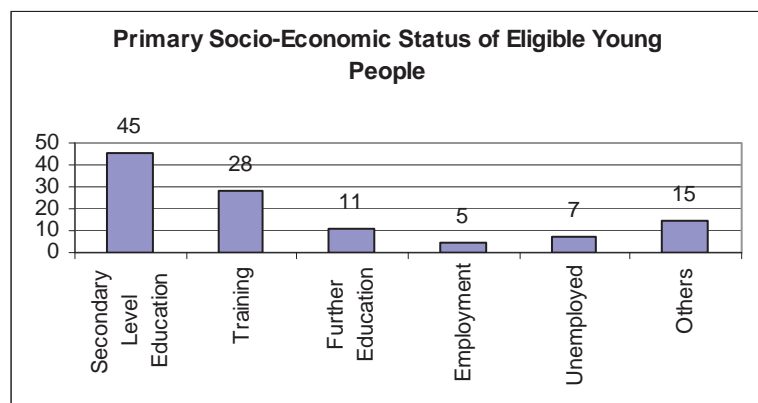
19 young people were accessing Floating Support Services at 30.9.08

3.9 Primary Socio-Economic Status of Eligible Young People

Over 80% of eligible young people were in education, employment or training at 30.9.08.

6% of young people were unemployed.

Those young people in the 'other' category included, for example, young parents, or those who were sick/disabled.



3.10 Primary Socio Economic Status of Relevant, Former Relevant and Qualifying Young People

The table details the primary socio-economic status of relevant, former relevant and qualifying young people. Just under half of these young people were engaged in education, training or employment.

Primary Socio Economic Status	No of Young People	%
Employment	40	17%
Training	32	14%
Further Education	16	7%
Higher Education	10	4%
Secondary level Education	7	3%
Unemployed	65	28%
Others	66	28%
Total	236	100%

One in three young people were unemployed.

Those young people in the 'other' category cited, for example, parental responsibilities or being sick/disabled as their primary socio-economic status.

3.11 Bank Account/National Insurance Number

- A total of 308(89%) of young people had a bank account.
- A total of 330(95%) of young people had a National Insurance number.

3.12 Access to Professional Support

This section of the Census gathered data on the number of care leavers that had access to a range of support provided by the leaving and after care teams.

Access to Professional Support	No of Young People	%
In Contact with Team	318	92%
Named Social Worker	336	97%
Needs Assessment	211	63%
Pathway Plan	235	71%
Personal Adviser	108	35%

Contact with Team

92% of all care leavers had contact with their leaving care team. 29 young people had no contact.

Named Social Worker

Almost all (97%) of young people had a named social worker.

Needs Assessment/Pathway Plan/Personal Adviser*

The information above presents a snapshot picture of arrangements for the provision of needs assessment, pathway plans and personal advisers as at 30.9.08.

The figures highlighted that 63% of young people had a needs assessment.

71% of young people had a pathway plan.

35% of young people had a personal adviser.

**Calculation based on young people who should have had a Needs Assessment/Personal Adviser/Pathway Plan*

3.13 Health and Wellbeing

This additional section was included in the Census in order to provide a baseline of Health and Wellbeing needs in the respect of young people leaving care.

Registered with a GP/Dentist

Almost all young people had been registered with a GP (99%). 3 young people did not have a GP.

Registered with Dentist/GP	No of Young People	%
Has a GP	344	99%
Has a Dentist	316	91%

91% of all young people had access to a dentist.

Mental Health Concerns

Mental Health Concerns	No of Young People	%
Mental Health Concerns	99	29%
Self Harm	40	12%

The Census collected data on whether or not staff had any concerns about the mental health of care leavers and if the young people had access to or had been referred to mental health services. The Census highlighted that there were concerns in respect of 29% of young people.

12% of young people had self-harmed during the past 12 months.

Registered with a Disability

29 young people (8%) were registered as having a disability.

3.14 Parental Responsibility

Parental Status	No of Young People	%
Not a Parent (<i>includes small number of young people who were pregnant</i>)	295	85%
Parent	34	10%
Lone Parent	18	5%
Total	347	100%

- The Census highlighted that 295 young people (85%) had no parental responsibilities. A small number of young people were pregnant on census day.
- 52 young people were parents (15%). This included 18 young people who were lone parents.

3.15 Cautions/Convictions

No. of Young People	Number	%
Cautioned in last 12 months	73	21%
Convicted	52	15%

Staff recorded that 73 young people (21%) had been cautioned in the past 12 months.

A total of 52 young people (15%) had been convicted at some stage in their life.

Population Projections Belfast Trust

In order to project the level of demand on leaving care services over the coming years some data was collected in respect of those young people currently in the care system and aged 11-16 years old.

3.16 Projected Population By Age and Gender

The Census highlighted that there was a total of 245 young people aged 11-16 years currently in care within the Belfast Trust. The table below provides an age breakdown for this population.

Age	Number	%
11	42	17%
12	47	19%
13	45	18%
14	47	19%
15	64	26%
16	0	0%
Total	245	100%

Age

- 64 young people were aged 15 years and would become entitled to leaving care services over the coming 12 – 15 months.
- 181 young people were aged 11-14 years.

Gender

- 130 young people (53%) were male. 115 young people (47%) were female.

3.17 Care Placement of the Projected Population

Placement	Number	%
At home in care	22	9%
Children's Home	38	16%
Foster Care	169	69%
Others	16	7%
Total	245	100%

- 169 (69%) of young people were living with foster carers.
- 9% of young people were at home in care.
- 16% were in children's homes.

Registered with a Disability

A total of 10 (4%) young people were recorded as having a disability.

Northern Health and Social Care Trust

Care Leavers at 30th September 2008

4.1 Total Care Leavers at 30th September 2008.

There was a total of 262 care leavers as at the 30th September 2008.

Care Leavers	2005	2006	2008
Total	224	227	262

The table above gives the total number of care leavers from September 2005, 2006 and 2008. There was an increase of 38(17%) young people between 2005 and 2008.

4.2 Total Care leavers by Gender

There was a total of 122(47%) female care leavers and 140(53%) male care leavers.

4.3 Care Leavers by Legal Status

The table below provides the number of care leavers by legal status. Almost 50% of young people were within the former relevant category, followed by one third of young people in the eligible category.

Legal Status	2008	%
Eligible	93	35%
Relevant	15	6%
Former Relevant	128	49%
Qualifying	26	10%
Total	262	100%

- There was a total of 93 young people within the eligible category. (35%)
- There was a total of 15 young people within the relevant

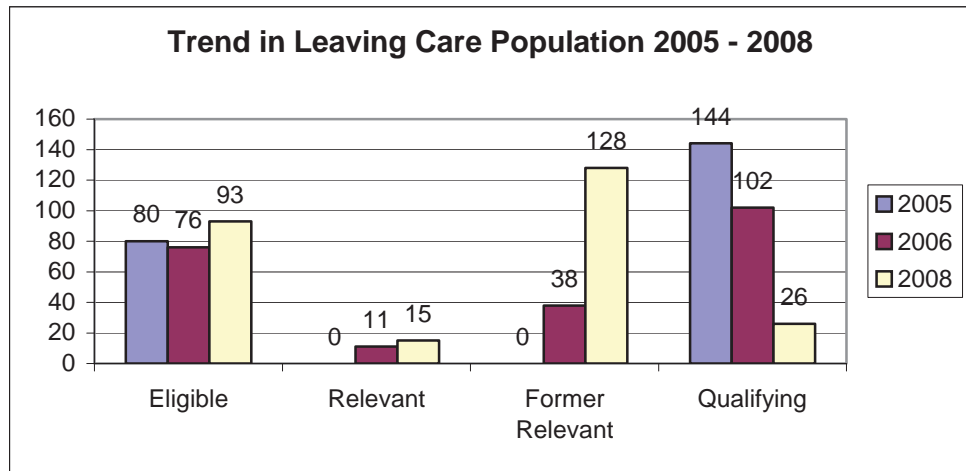
category. (6%)

- There was a total of 128 young people within the former relevant category. (49%)
- There was a total of 26 young people within the qualifying category. (10%)

4.4 Trend in Legal Status

There was an increase of 13 young people in the eligible category between 2005 and 2008.

The relevant category increased from 0 young people to 15 young people.



The former relevant category had the steepest increase from 0 young people to 128. This increase was expected as young people move out of the eligible (16 and 17 year olds) into the former relevant category at 18+ years.

The number of young people in the qualifying category fell from 144 to 26. This sharp decrease was again expected as young people initially moved into this category following implementation of the legislation and are now 'ageing out' of the category.

4.5 Care Leaver Population By Age

Age	No of Young People	%
16	48	18%
17	61	23%
18	50	19%
19	41	16%
20	48	18%
21 and Over	14	5%
Total	262	100%

- 109 young people (41%) were within the 16-17 age group.

- 91 young people (35%) were within the 18-19 age group.
- 48 young people (18%) were aged 20.
- 14 (5%) of young people were aged 21 and over.

4.6 Living Arrangements for Eligible Young People

Placement Type	No. of Young People	%
Foster Placement (Stranger)	28	30%
Foster Placement (Kinship)	21	23%
At Home IN Care	13	14%
Residential Children's Home	17	18%
Others	14	15%
Total	93	100%

49 eligible young people (53%) lived with foster carers. Most of these lived with stranger foster carers.

17 young people (18%) were in residential children's homes.

13 young people (14%) were cared for at home.

14 young people (15%) were in other accommodation including, for example, supported accommodation for vulnerable young people, secure care and supported lodgings.

4.7 Living Arrangements for Other Categories

At September 2008 there were 169 young people in the relevant, former relevant and qualifying categories. The living arrangements for young people within these categories are set out in the table below. 28 (17%) of young people remained with former foster carers.

Living Arrangements	No of Young People	%
Remaining with Former Foster Carers/Kinship carers	28	17%
Tenancy - NIHE or Housing Accommodation	31	18%
Living at Home with parents and/or siblings	27	16%
Private Rented	15	9%
Others	68	40%
Total	169	100%

Some 68 young people were recorded in the 'other' category. These included those living with friends or relatives, student accommodation hostel/homeless accommodation, foyer, hospital, secure accommodation, supported accommodation for vulnerable young people, supported lodgings or young people who were living outside the country.

4.8 Access to Floating Support

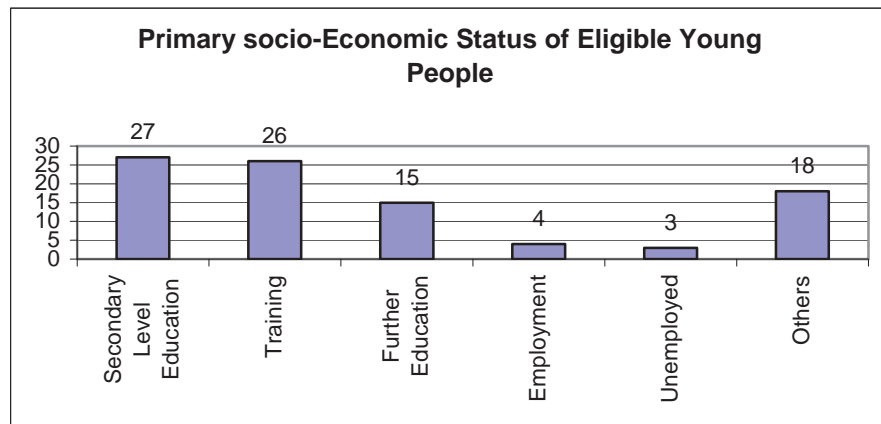
24 young people had access to Floating Support Services on Census Day 30.9.08.

4.9 Primary Socio-Economic Status of Eligible Young People

77% of eligible young people were in education, employment or training at 30.9.08.

3% of young people were unemployed.

Those young people in the 'other' category included young parents, or those who were sick/disabled



4.10 Primary Socio Economic Status of Relevant, Former Relevant and Qualifying Young People

The table details the primary socio-economic status of relevant, former relevant and qualifying young people. 53% of young people were engaged in education, training or employment.

19% of young people were unemployed.

Those young people in the 'other' category

cited, for example, parental responsibilities or being sick/disabled, as their primary socio-economic status.

Primary Socio-Economic Status	No of Young People	%
Employment	30	18%
Training	19	11%
Further Education	23	14%
Higher Education	14	8%
Secondary level Education	3	2%
Unemployed	32	19%
Others	48	28%
Total	169	100%

4.11 Bank Account/National Insurance Number

- A total of 251 (96%) of young people had a bank account.
- A total of 259(99%) of young people had a National Insurance number.

4.12 Access to Professional Support

This section of the Census gathered data on the number of care leavers that had access to a range of support provided by the leaving and after care teams.

Access to Professional Support	No of Young People	%
In Contact with Team	231	88%
Named Social Worker	260	99%
Needs Assessment	189	73%
Pathway Plan	188	73%
Personal Adviser	189	80%

Contact with Team

88% of all care leavers had contact with their leaving care team. 31 young people had no contact.

Named Social Worker

Almost all (99%) of young people had a named social worker.

Needs Assessment/Pathway Plan/Personal Adviser*

The information above presents a snapshot picture of needs assessment, pathway plans and personal adviser arrangements as at 30.9.08.

The figures highlighted that 73% of young people had a needs assessment.

73% of young people had a pathway plan.

80% of young people had a personal adviser.

**Calculation based on young people who should have had a Needs Assessment/Personal Adviser/Pathway Plan*

4.13 Health and Wellbeing

This additional section was included in the Census in order to provide a baseline of Health and Wellbeing needs in the respect of young people leaving care.

Registered with a GP/Dentist

Almost all young people had been registered with a GP (99%). 3 young people did not have a GP.

Registered with GP/Dentist	No of Young People	%
Has a GP	259	99%
Has a Dentist	256	98%

98% of all young people had access to a dentist.

Mental Health Concerns

Mental Health Concerns	No of Young People	%
Mental Health Concerns	72	27%
Self Harm	23	9%

The Census collected data on whether or not staff had any concerns about the mental health of care leavers and if the young people had access to or had been referred to mental health services. The Census highlighted that there were concerns in respect of 27% of young people.

A further 9% of young people had self-harmed during the past 12 months.

Registered with a Disability

26 young people (10%) were registered as having a disability.

4.14 Parental Responsibility

Parental Status	No of Young People	%
Not a Parent <i>(includes small number of young people who were pregnant)</i>	243	93%
Parent	14	5%
Lone Parent	5	2%
Total	262	100%

- The Census highlighted that 243 young people (93%) had no parental responsibilities. A small number of young people were pregnant on census day.
- 14 young people were parents (5%). 5 (2%) young parents were lone parents.

4.15 Cautions/Convictions

Cautions/Convictions	Number	%
Cautioned in last 12 months	40	15%
Convicted	38	14%

Staff recorded that 40 young people (15%) had been cautioned in the past 12 months.

A total of 38 young people (14%) had been convicted at some stage in their life.

Population Projections Northern HSC Trust

In order to project the level of demand on leaving care services over the coming years some data was collected in respect of those young people currently in the care system and aged 11-16 years old.

4.16 Projected Population By Age and Gender

The Census highlighted that there was a total of 178 young people aged 11-16 years currently in care within the Northern Trust. The table below provides an age breakdown of this population.

Age	Number	%
11	31	17%
12	30	17%
13	33	19%
14	43	24%
15	38	21%
16	3	2%
Total	178	100%

Age

- 3 young people were aged 16 but had not met the criteria to be 'eligible'.
- 38 young people were aged 15 years and would become entitled to leaving care services over the coming 12 – 15 months.
- 137 young people were aged 11-14 years.

Gender

- 97 (54%) of young people were male while 81 (46%) young people were female.

4.17 Care Placement of the Projected Population

- 124 (70%) of young people were living with foster carers.
- 15% of young people were at home in care.
- 10% were in children's homes.

Placement	Number	%
At home in care	26	15%
Children's Home	18	10%
Foster Care	124	70%
Others	10	6%
Total	178	100%

Registered with a Disability

A total of 16 (9%) young people were recorded as having a disability.

South Eastern Health and Social Care Trust

Care Leavers at 30th September 2008

5.1 Total Care Leavers at 30th September 2008.

There was a total of 234 care leavers as at the 30th September 2008.

Care Leavers	2005	2006	2008
Total	168	205	234

The table above gives the total number of care leavers for the Trust from September 2005, 2006 and 2008. There was an increase of 66(39%) young people between 2005 and 2008.

5.2 Total Care Leavers by Gender

The gender of care leavers is almost evenly split. There were a total of 115(49%) female care leavers and 119(51%) male care leavers.

5.3 Care Leavers by Legal Status

The table below provides the number of care leavers by legal status. Almost 60% of young people were within the former relevant category, followed by one third of young people in the eligible category.

Legal Status	2008	%
Eligible	76	32%
Relevant	3	1%
Former Relevant	137	59%
Qualifying	18	8%
Total	234	100%

- There was a total of 76 young people within the eligible category. (32%)
- There was a total of 3 young people within the relevant category. (1%)
- There was a total of 137 young people within the former relevant category. (59%)
- There was a total of 18 young people within the qualifying category. (8%)

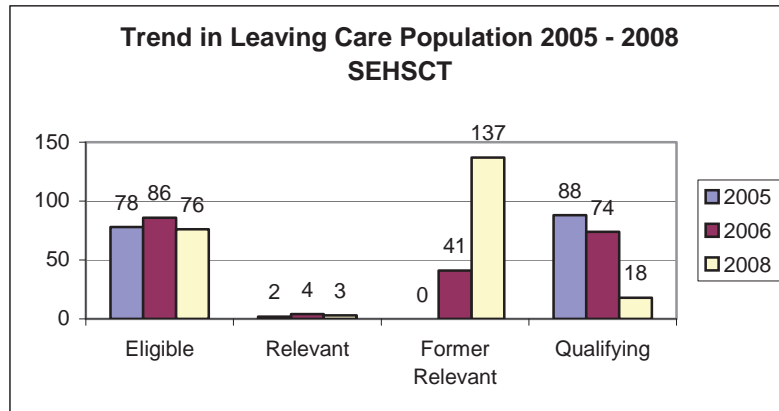
5.4 Trend in Legal Status

There was a decrease of 2 young people in the eligible category between 2005 and 2008.

The relevant category increased from 2 to 3 young people.

The former relevant category had the steepest increase from 0 young

people to 137. This increase was expected as young people move out of the eligible (16 and 17 year olds) into the former relevant category at 18+ years.



The number of young people in the qualifying category fell from 88 to 18. This sharp decrease was again expected as young people initially moved into this category following implementation of the legislation and are now 'ageing out' of the category.

5.5 Care Leaver Population By Age

Age	No of Young People	%
16	40	17%
17	39	17%
18	57	24%
19	49	21%
20	43	18%
21 and Over	6	3%
Total	234	100%

- 79 young people (34%) were within the 16-17 age group.

- 106 young people (45%) were within the 18-19 age group.
- 43 young people (18%) were aged 20.
- 6 (3%) of young people were aged 21 and over.

5.6 Living Arrangements for Eligible Young People

44 eligible young people (58%) lived with foster carers. Most of these lived with kinship foster carers.

Placement Type	No. of Young People	%
Foster Placement (Stranger)	15	20%
Foster Placement (Kinship)	29	38%
At Home IN Care	7	9%
Residential Children's Home	10	13%
Others	15	20%
Total	76	100%

10 young people (13%) were in residential children's homes.

7 young people (9%) were cared for at home.

15 young people (20%)

were in other accommodation including, for example, supported accommodation for vulnerable young people, secure care and supported lodgings.

5.7 Living Arrangements for Other Categories

At September 2008 there were 158 young people in the relevant, former relevant and qualifying categories. The living arrangements for young people within these categories are set out in the table below. 35 (22%) of young people remained with former foster carers.

Living Arrangements	No of Young People	%
Remaining with Former Foster Carers/Kinship carers	35	22%
Tenancy - NIHE or Housing Accommodation	36	23%
Living at Home with parents and/or siblings	15	9%
Private Rented	19	12%
Others	53	34%
Total	158	100%

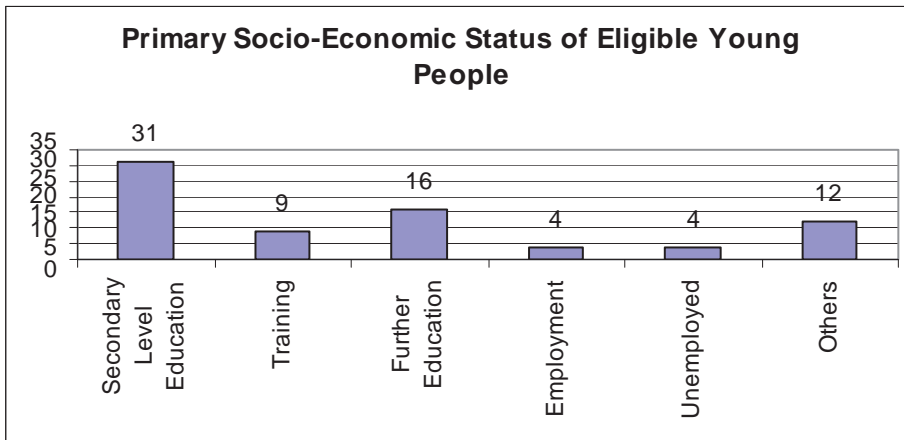
Some 53 young people were recorded in the 'other' category. These included, for example, living with friends or relatives, living in hostel/homeless accommodation, supported accommodation for vulnerable young people, foyers accommodation, student accommodation, secure accommodation and living outside the country.

5.8 Access to Floating Support

31 young people were accessing Floating Support Services at 30.9.08.

5.9 Primary Socio-Economic Status of Eligible Young People

79% of eligible young people were in education, employment or training at 30.9.08.



5% of young people were unemployed.

Those young people in the 'other' category included young parents, or those who were sick/disabled.

5.10 Primary Socio Economic Status of Relevant, Former Relevant and Qualifying Young People

The table details the primary socio-economic status of relevant, former relevant and qualifying young people.

Primary Socio-Economic Status	No of Young People
Employment	34
Training	28
Further Education	16
Higher Education	15
Secondary level Education	6
Unemployed	27
Others	32
Total	158

63% of young people were engaged in education, training or employment.

17% of young people were unemployed.

Those young people in the 'other' category cited, for example, parental responsibilities, or being sick/disabled as their primary socio-economic status.

5.11 Bank Account/National Insurance Number

- A total of 212 (91%) of young people had a bank account.
- A total of 226 (97%) of young people had a National Insurance number.

5.12 Access to Professional Support

This section of the Census gathered data on the number of care leavers that had access to a range of support provided by the leaving and after care teams.

Access to Professional Support	No of Young People	%
In Contact with Team	224	96%
Named Social Worker	222	95%
Needs Assessment	200	87%
Pathway Plan	201	89%
Personal Adviser	184	85%

Contact with Team

96% of all care leavers had contact with their leaving care team. 10 young people had no contact.

Named Social Worker

Almost all (95%) of young people had a named social worker.

Needs Assessment/Pathway Plan/Personal Adviser*

The information above presents a snapshot picture on needs assessment, pathway planning and personal adviser arrangements as at 30.9.08.

The figures highlighted that 87% of young people had a needs assessment.

89% of young people had a pathway plan.

85% of young people had a personal adviser.

**Calculation based on young people who should have had a Needs Assessment/Personal Adviser/Pathway Plan*

5.13 Health and Wellbeing

This additional section was included in the Census in order to provide a baseline of Health and Wellbeing needs in respect of young people leaving care.

Registered with a GP/Dentist

Almost all young people had been registered with a GP (98%). 4 young people did not have a GP.

Registered with GP/Dentist	No of Young People	%
Has a GP	230	98%
Has a Dentist	200	85%

85% of all young people had access to a dentist.

Mental Health Concerns

Mental Health Concerns	No of Young People	%
Mental Health Concerns	58	25%
Self Harm	20	9%

The Census collected data on whether or not staff had any concerns about the mental health of care leavers and if the young people had access to or had been referred to mental health services. The Census highlighted that there were concerns in respect of 25% of young people.

A further 9% of young people had self-harmed during the past 12 months.

Registered with a Disability

19 young people (8%) were registered as having a disability.

5.14 Parental Responsibility

Parental Status	No of Young People	%
Not a Parent (<i>includes small number of young people who were pregnant</i>)	192	82%
Parent	33	14%
Lone Parent	9	4%
Total	234	100%

- The Census highlighted that 192 young people (82%) had no parental responsibilities. This included a small number of young people that were pregnant on Census day.
- 42 young people were parents (18%). This included 9 young people who were lone parents.

5.15 Cautions/Convictions

Cautions/Convictions	No. of Young People	%
Cautioned in last 12 months	36	15%
Convicted	36	15%

- Staff recorded that 36 young people (15%) had been cautioned in the past 12 months.
- A total of 36 young people (15%) had been convicted at some stage in their life.

Population Projections South Eastern HSC Trust

In order to project the level of demand on leaving care services over the coming years some data was collected in respect of those young people currently in the care system and aged 11-16 years old.

5.16 Projected Population By Age and Gender

The Census highlighted that there was a total of 221 young people aged 11-16 years currently in care within the South Eastern Trust. The table below provides an age breakdown of this population.

Age	Number	%
11	36	16%
12	23	10%
13	44	20%
14	44	20%
15	50	23%
16	24	11%
Total	221	100%

Age

- 24 young people were aged 16 but had not met the criteria to be 'eligible'.
- 50 young people were aged 15 years and would become entitled to access leaving care services over the coming 12 – 15 months.
- 147 young people were aged 11-14 years.

Gender

- 106 young people (48%) were male. 115 young people (52%) were female.

5.17 Care Placement of the Projected Population

- 113 (51%) of young people were living with foster carers.
- 33% of young people were at home in care.
- 8% were in children's homes.

Placement	Number	%
At home in care	72	33%
Children's Home	18	8%
Foster Care	113	51%
Others	18	8%
Total	221	100%

Registered with a Disability

A total of 78 (35%) young people were recorded as having a disability.

Southern Health and Social Care Trust

Care Leavers at 30th September 2008

6.1 Total Care Leavers at 30th September 2008.

There was a total of 165 care leavers as at the 30th September 2008.

Care Leavers	2005	2006	2008
Total	134	145	165

The table above gives the total number of care leavers from the September 2005, 2006 and 2008 Census. There was an increase of 31(23%) young people between 2005 and 2008.

6.2 Total Care leavers by Gender

There were a total of 89(54%) female care leavers and 76(46%) male care leavers.

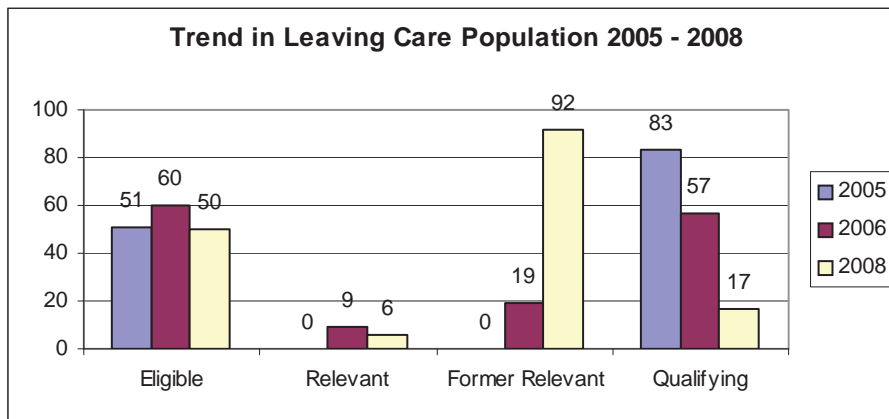
6.3 Care Leavers by Legal Status

The table below provides the number of care leavers by legal status. Almost 56% of young people were within the former relevant category, followed by one third of young people in the eligible category.

Legal Status	2008	%
Eligible	50	30.3%
Relevant	6	3.6%
Former Relevant	92	55.8%
Qualifying	17	10.3%
Total	165	100.0%

- There was a total of 50 young people within the eligible category. (30%)
- There was a total of 6 young people within the relevant category. (4%)
- There was a total of 92 young people within the former relevant category. (56%)
- There was a total of 17 young people within the qualifying category. (10%)

6.4 Trend in Legal Status



The number of eligible young people rose in the year 2006 but fell back to 50 by 2008.

The relevant category increased from 0 young people to 6 young people.

The former relevant category had the steepest increase from 0 young people to 92. This increase was expected as young people move out of the eligible (16 and 17 year olds) into the former relevant category at 18+ years.

The number of young people in the qualifying category fell from 83 to 17. This sharp decrease was again expected as young people initially moved into this category following implementation of the legislation and are now 'ageing out' of the category.

6.5 Care Leaver Population By Age

Age	No of Young People	%
16	35	21%
17	22	13%
18	40	24%
19	35	21%
20	24	15%
21 and Over	9	5%
Total	165	100%

- 57 young people (34%) were within the 16-17 age group.

- 75 young people (45%) were within the 18-19 age group.
- 24 young people (15%) were aged 20.
- 9 (5%) young people were aged 21 and over.

6.6 Living Arrangements for Eligible Young People

Placement Type	No. of Young People	%
Foster Placement (Stranger)	15	30%
Foster Placement (Kinship)	14	28%
At Home IN Care	7	14%
Residential Children's Home	10	20%
Others	4	8%
Total	50	100%

29 eligible young people (58%) lived with foster carers. Most of these lived with stranger foster carers.

10 young people (20%) were in residential children's homes.

7 young people (14%) were cared for at home.

4 young people (8%) were in other accommodation including, for example, supported accommodation for vulnerable young people, secure care and supported lodgings.

6.7 Living Arrangements for Other Categories

At September 2008 there were 115 young people in the relevant, former relevant and qualifying categories. The living arrangements for young people within these categories are set out in the table below. 25 (22%) of young people remained with former foster carers.

Living Arrangements	No of Young People	%
Remaining with Former Foster Carers/Kinship carers	25	22%
Tenancy - NIHE or Housing Accommodation	23	20%
Living at Home with parents and/or siblings	19	17%
Private Rented	19	17%
Others	29	25%
Total	115	100%

Some 29 young people were recorded in the 'other' category. These included those who were living with friends or relatives, student accommodation, hostel/homeless accommodation, secure, supported accommodation for vulnerable young people or living outside the country.

6.8 Access to Floating Support

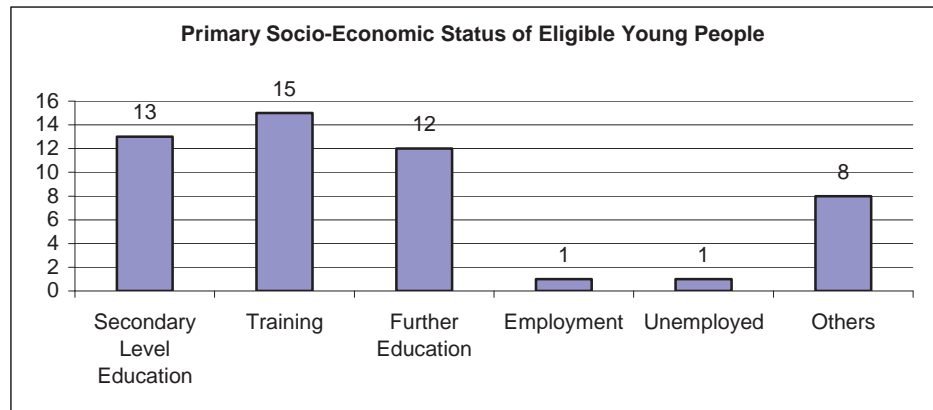
18 young people had access to Floating Support Services on Census Day 30.9.08.

6.9 Primary Socio-Economic Status of Eligible Young People

Over 80% of eligible young people were in education, employment or training at 30.9.08.

2% of young people were unemployed.

Those young people in the 'other' category included young parents, or those who were sick/disabled.



6.10 Primary Socio Economic Status of Relevant, Former Relevant and Qualifying Young People

The table details the primary socio-economic status of relevant, former relevant and qualifying young people. 52% of young people were engaged in education, training or employment.

16% of young people were unemployed.

Those young people in the 'other' category

Primary Socio-Economic Status	No of Young People	%
Employment	20	17%
Training	17	15%
Further Education	10	9%
Higher Education	9	8%
Secondary level Education	3	3%
Unemployed	18	16%
Others	38	33%
Total	115	100%

cited, for example, parental responsibilities, or being sick/disabled, as their primary socio-economic status.

6.11 Bank Account/National Insurance Number

- A total of 154 (93%) young people had a bank account.
- A total of 157 (95%) young people had a National Insurance number.

6.12 Access to Professional Support

This section of the Census gathered data on the number of care leavers that had access to a range of support provided by the leaving and after care teams.

Access to Professional Support	No of Young People	%
In Contact with Team	148	90%
Named Social Worker	163	99%
Needs Assessment	153	96%
Pathway Plan	147	94%
Personal Adviser	93	63%

Contact with Team

90% of all care leavers had contact with their leaving care team. 17 young people had no contact.

Named Social Worker

Almost all (99%) of young people had a named social worker.

Needs Assessment/Pathway Plan/Personal Adviser*

The information above presents a snapshot picture of needs assessment, pathway plans and personal adviser arrangements as at 30.9.08.

The figures highlighted that 96% of young people had a needs assessment.

94% of young people had a pathway plan.

63% of young people had a personal adviser.

**Calculation based on young people who should have had a Needs Assessment/Personal Adviser/Pathway Plan*

6.13 Health and Wellbeing

This additional section was included in the Census in order to provide a baseline of Health and Wellbeing needs in the respect of young people leaving care.

Registered with a GP/Dentist

Almost all young people had been registered with a GP (99%). One young person did not have a GP.

Registered with a GP/Dentist	No of Young People	%
Has a GP	164	99%
Has a Dentist	164	99%

99% of all young people had access to a dentist.

Mental Health Concerns

Mental Health Concerns	No of Young People	%
Mental Health Concerns	42	27%
Self Harm	29	18%

The Census collected data on whether or not staff had any concerns about the mental health of care leavers and if the young people had access to or had been referred to mental health services. The Census highlighted that there were concerns in respect of 27% of young people.

18% of young people had self-harmed during the past 12 months.

Registered with a Disability

15 young people (9%) were registered as having a disability.

6.14 Parental Responsibility

Parental Status	No of Young People	%
Not a Parent (<i>includes small number of young people who were pregnant</i>)	141	85%
Parent	12	7%
Lone Parent	12	7%
Total	165	100%

- The Census highlighted that 141 young people (85%) had no parental responsibilities. A small number of young people were pregnant on census day.
- 24 young people were parents (14%). This included 12 young people who were lone parents.

6.15 Cautions/Convictions

Cautions/Convictions	Number	%
Cautioned in last 12 months	28	17%
Convicted	25	15%

- Staff recorded that 28 young people (17%) had been cautioned in the past 12 months.
- A total of 25 young people (15%) had been convicted at some stage in their life.

Population Projections Southern HSC Trust

In order to project the level of demand on leaving care services over the coming years some data was collected in respect of those young people currently in the care system and aged 11-16 years old.

6.16 Projected Population By Age and Gender

The Census highlighted that there was a total of 111 young people aged 11-16 years currently in care within the Southern Trust. The table below provides an age breakdown for this population.

Age	Number	%
11	20	18%
12	22	20%
13	18	16%
14	22	20%
15	29	26%
16	0	0%
Total	111	100%

Age

- 29 young people were aged 15 years and would become entitled to leaving care services over the coming 12 – 15 months.
- 82 young people were aged 11-14 years.

Gender

- 59 (53%) young people were male while 52(47%) young people were female.

6.17 Care Placement of the Projected Population

- 86 (77%) of young people were living with foster carers.
- 6% of young people were at home in care.
- 9% were in children's homes.

Placement	Number	%
At home in care	7	6%
Children's Home	10	9%
Foster Care	86	77%
Others	8	7%
Total	111	100%

Registered with a Disability

A total of 4 (4%) young people were recorded as having a disability.

Western Health and Social Care Trust

Care Leavers at 30th September 2008

7.1 Total Care Leavers at 30th September 2008.

There was a total of 226 care leavers as at the 30th September 2008.

Care Leavers	2005	2006	2008
Total	212	206	226

The table above gives the total number of care leavers from September 2005, 2006 and 2008. There was an increase of 14(7%) young people between 2005 and 2008.

7.2 Total Care leavers by Gender

The gender of care leavers is almost evenly split. There was a total of 112(49%) female care leavers and 114(51%) male care leavers.

7.3 Care Leavers by Legal Status

The table below provides the number of care leavers by legal status. Almost 50% of young people were within the former relevant category, followed by just over one third of young people in the eligible category.

Legal Status	2008	%
Eligible	83	37%
Relevant	8	4%
Former Relevant	106	47%
Qualifying	29	13%
Total	226	100%

- There was a total of 83 young people within the eligible category. (37%)
- There was a total of 8 young people within the relevant

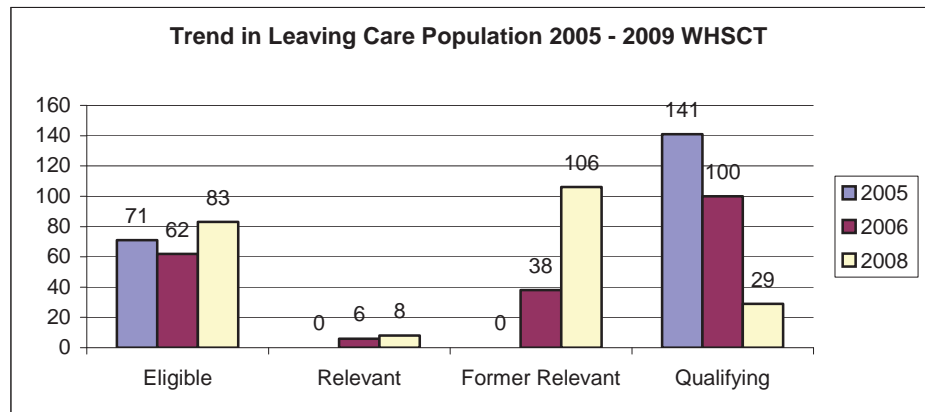
category. (4%)

- There was a total of 106 young people within the former relevant category. (47%)
- There was a total of 29 young people within the qualifying category. (13%)

7.4 Trend in Legal Status

There was an increase of 12 young people in the eligible category between 2005 and 2008.

The relevant category increased from 0 young people to 8 young people.



The former relevant category had the steepest increase from 0 young people to 106. This increase was expected as young people move out of the eligible (16 and 17 year olds) into the former relevant category at 18+ years.

The number of young people in the qualifying category fell from 141 to 29. This sharp decrease was again expected as young people initially moved into this category following implementation of the legislation and are now 'ageing out' of the category.

7.5 Care Leaver Population By Age

Age	No of Young People	%
16	39	17%
17	53	23%
18	42	19%
19	29	13%
20	50	22%
21 and Over	13	6%
Total	226	100%

- 92 young people (40%) were within the 16-17 age group.

- 71 young people (32%) were within the 18-19 age group.
- 50 young people (22%) were aged 20.
- 13 (6%) young people were aged 21 and over.

7.6 Living Arrangements for Eligible Young People

Placement Type	No. of Young People	%
Foster Placement (Stranger)	32	39%
Foster Placement (Kinship)	13	16%
At Home IN Care	14	17%
Residential Children's Home	21	25%
Others	3	4%
Total	83	100%

- 45 eligible young people (55%) lived with foster carers. Most of these lived with stranger foster carers.

- 21 young people (25%) were in residential children's homes.
- 14 young people (17%) were cared for at home.

7.7 Living Arrangements for Other Categories

At September 2008 there were 143 young people in the relevant, former relevant and qualifying categories. The living arrangements for young people within these categories are set out in the table below. 35 (24%) of young people remained with former foster carers.

Living Arrangements	No of Young People	%
Remaining with Former Foster Carers/Kinship carers	35	24%
Tenancy - NIHE or Housing Accommodation	21	15%
Living at Home with parents and/or siblings	21	15%
Private Rented	23	16%
Others	43	30%
Total	143	100%

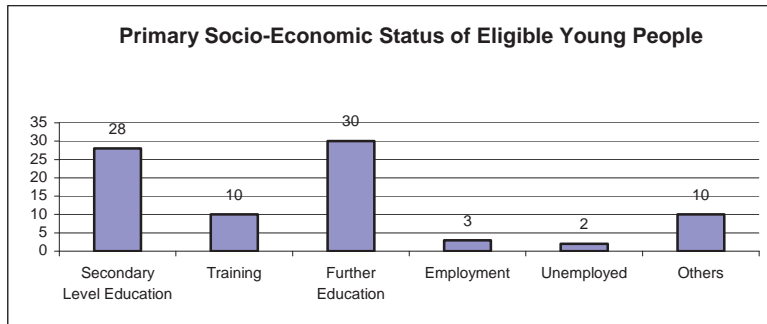
Some 43 young people were recorded in the 'other' category. These included, for example, those living with friends or relatives, in hospital, hostel/homeless accommodation, secure, specialist placements, supported accommodation for vulnerable young people, foyer accommodation or those living outside the country.

7.8 Access to Floating Support

41 young people were accessing Floating Support Services at 30.9.08.

7.9 Primary Socio-Economic Status of Eligible Young People

86% of eligible young people were in education, employment or training at 30.9.08.



2% of young people were unemployed.

Those young people in the 'other' category included, young parents, or those who were sick/disabled.

7.10 Primary Socio Economic Status of Relevant, Former Relevant and Qualifying Young People

Primary Socio-Economic Status	No of Young People	%
Employment	24	17%
Training	6	4%
Further Education	19	13%
Higher Education	14	10%
Secondary level Education	4	3%
Unemployed	31	22%
Others	45	31%
Total	143	100%

The table details the primary socio-economic status of relevant, former relevant and qualifying young people. 47% of young people were engaged in education, training or employment.

22% of young people were unemployed.

Those young people in the 'other' category cited, for example, parental responsibilities, or being sick/disabled, as their primary socio-economic status.

7.11 Bank Account/National Insurance Number

- A total of 184(81%) young people had a bank account.
- A total of 220(97%) young people had a National Insurance number.

7.12 Access to Professional Support

This section of the Census gathered data on the number of care leavers that had access to a range of support provided by the leaving and after care teams.

Access to Professional Support	No of Young People	%
In Contact with Team	222	98%
Named Social Worker	224	99%
Needs Assessment	205	94%
Pathway Plan	202	93%
Personal Adviser	167	85%

Contact with Team

98% of all care leavers had contact with their leaving care team. Four young people had no contact.

Named Social Worker

Almost all (99%) of young people had a named social worker.

Needs Assessment/Pathway Plan/Personal Adviser*

The information above presents a snapshot picture of the needs assessment, pathway plan and personal adviser arrangements as at 30.9.08.

The figures highlighted that 94% of young people had a needs assessment.

93% of young people had a pathway plan.

85% of young people had a personal adviser.

**Calculation based on young people who should have had a Needs Assessment/Personal Adviser/Pathway Plan*

7.13 Health and Wellbeing

This additional section was included in the Census in order to provide a baseline of Health and Wellbeing needs in the respect of young people leaving care.

Registered with a GP/Dentist

Almost all young people had been registered with a GP (99%). Two young people did not have a GP.

Registered with GP/Dentist	No of Young People	%
Has a GP	224	99%
Has a Dentist	202	89%

89% of all young people had access to a dentist.

Mental Health Concerns

Mental Health Concerns	No of Young People	%
Mental Health Concerns	64	28%
Self Harm	28	12%

The Census collected data on whether or not staff had any concerns about the mental health of care leavers and if the young people had access to or had been referred to mental health services. The Census highlighted that there were concerns in respect of 28% of young people.

12% of young people had self-harmed during the past 12 months.

Registered with a Disability

28 young people (12%) were registered as having a disability.

7.14 Parental Responsibility

Parental Status	No of Young People	%
Not a Parent <i>(includes small number of young people who were pregnant)</i>	197	87%
Parent	23	10%
Lone Parent	6	3%
Total	226	100%

- The Census highlighted that 197 young people (87%) had no parental responsibilities. A small number of young people were pregnant on census day.
- 29 young people were parents (13%). This included 6 young people who were lone parents.

7.15 Cautions/Convictions

Cautions/Convictions	Number	%
Cautioned in last 12 months	24	11%
Convicted	29	13%

- Staff recorded that 24 young people (11%) had been cautioned in the past 12 months.
- A total of 29 young people (13%) had been convicted at some stage in their life.

Population Projections Western HSC Trust

In order to project the level of demand on leaving care services over the coming years some data was collected in respect of those young people currently in the care system and aged 11-16 years old.

7.16 Projected Population By Age and Gender

The Census highlighted that there was a total of 180 young people aged 11-16 years currently in care within the Western Trust. The table below provides an age breakdown of this population.

Age	Number	%
11	37	21%
12	32	18%
13	38	21%
14	35	19%
15	38	21%
16	0	0%
Total	180	100%

Age

- 38 young people were aged 15 years and would become entitled to leaving care services over the coming 12 – 15 months.
- 142 young people were aged 11-14 years.

Gender

- 85 (47%) young people were male and 95 (53%) were female

7.17 Care Placement of the Projected Population

- 132 (73%) young people were living with foster carers.
- 10% of young people were at home in care.
- 13% were in children's homes.

Placement	Number	%
At home in care	18	10%
Children's Home	24	13%
Foster Care	132	73%
Others	6	3%
Total	180	100%

Registered with a Disability

A total of 21 (12%) young people were recorded as having a disability.

8.1

Factfile

At 30th September 2009 there were:

1,234 care leavers across the five Trusts in N Ireland.

- 413 eligible (33.5%)
- 50 relevant (4%)
- 646 former relevant (52.4%)
- 125 qualifying (10.1%)

This population of care leavers has increased from **988** in the year 2005 to **1234** in 2008.

By Trust

The care leavers were located within the five Trust areas as follows:

Belfast Trust	-	347 (28.1%)
Northern Trust	-	262 (21.2%)
South Eastern Trust	-	234 (19.0%)
Southern Trust	-	165 (13.4%)
Western Trust	-	226 (18.3%)

Age of Care Leavers

- 1174 care leavers (95%) were aged between 16 – 20 years.
- 60 care leavers (5%) were aged 21 and over.

Living Arrangements

- More than half of eligible young people were placed with foster carers. A further 32% were within children's homes or cared for at home.
- Almost 20% of relevant, former relevant and qualifying young people were with former foster carers, a further 43% of young people were in a tenancy or were living at home with parents/siblings.

Socio-Economic Status

- Over 80% of eligible young people were in education, training or employment.
- Over 50% of relevant, former relevant and qualifying young people were in education, training or employment.

Access to Professional Support

- 93% of young people were in contact with the Leaving Care Team
- 98% of young people had a named social worker

- 80% of young people had a needs assessment
- 82% of young people had a pathway plan
- 67% of young people had a personal adviser

Health and Wellbeing

- 99% of young people were registered with a GP
- 92% of young people were registered with a Dentist

- Staff had concerns about the mental health of 27% of young people

- 9% of care leavers were registered with a disability

Parental Responsibility

- 86.5% of care leavers had no parental responsibility
- 2% of care leavers were pregnant
- 13.5% of young people had some parental responsibility

Convictions/Cautions

- 16% of care leavers had been cautioned over the past 12 months
- 15% of care leavers had received a conviction during their lifetime

Projected Population

- There was a total of 935 children aged 11-16 in care across the five Trusts. 26% of these children were aged 15-16 years. Most of the young people were cared for by foster carers, children's homes or at home in care.

8.2

Appendix One

Data Items Collected in respect of Care Leavers at 30th September 2008

Young Person's Personal Characteristics

- ID Number
- Legal Status
- Gender
- Date of Birth
- Age
- Disability
- Type of Disability
- Parental Status
- National Insurance Number
- Legal Status, Children Order (eligible children only)

Current Living Arrangements

Eligible Only

- Designated Care Placement
- Other Placement
- Date Moved out of Care Placement (if applicable)

Relevant, Former Relevant and Qualifying

- Date young person ceased to be looked after
- Current living arrangements
- Access to Floating Support Service
- Name of Floating Support provider
- Name of Accommodation Provider and Scheme Name (if supported accommodation or hostel).

Socio-Economic Status

- Young Person's Primary Socio-Economic Status
- If not in employment, training or education give reason
- Young Person's secondary Socio-Economic Status (Part time only)
- Access to Bank Account

Access to Professional Support

- Named Social Worker
- Needs Assessment
- Pathway/Aftercare Plan
- Contact with Young Person
- Frequency of Contact
- If no contact, reasons
- Personal Adviser
- Date Adviser appointed

Health and Wellbeing

- Registered with a GP
- Registered with a Dentist
- If not, please give reason
- Any concerns about young person's mental health
- Has the YP been referred to or accessing any Mental Health Services either Statutory or Voluntary?
- Has the YP self-harmed in the past 12 months
- If yes, method of self harm
- Has the YP been cautioned in the past 12 months
- Has the YP been convicted?
- Outcome of Conviction

Data Items collected in Respect of Projected Population (Looked after children aged 11-16 years)

- ID Number
- Gender
- Date of Birth
- Age
- Disabled
- Type of Disability
- Legal Status (Children Order)
- Designated Care Placement
- Date of Admission - Current Episode

Acknowledgements

The Census, 2008 was completed with the support of staff in the Health and Social Care Trusts from Heads of Service, Team Leaders, social workers and administrative staff. The analysis provided in the report would be incomplete without the assistance of all of these staff.

The Census was overseen and quality assured by members of the Children Leaving Care Regional Project Team including:

Deirdre Coyle, RIO, DHSSPS

Gerry Mullan, DHSSPS

Margaret Lynch, NHSCT

Analysis of the Census was undertaken by

Tommy Doherty

Michelle Clarke

Marina McFadden

Information Unit, WHSSB